

NEBRASKA

**NEBRASKA
CORNHUSKERS**
(3-4, 2-2 BIG)



**ILLINOIS
FIGHTING ILLINI**
(6-1, 3-1 BIG)

SATURDAY, OCT. 29 • 2:30 P.M. CT • LINCOLN, NEB. • MEMORIAL STADIUM • FIELDTURF

Nebraska returns to Lincoln to begin the final stretch of the 2022 season when it takes on Illinois on Saturday afternoon at Memorial Stadium. Game time for the matchup between the Huskers and No. 17/18 Illinois is set for 2:30 p.m. CT, with television coverage provided by ABC.

The Huskers are coming off their second bye week of the season, following a 43-37 setback at Purdue on Oct. 15. The loss to the Boilermakers dropped Nebraska to 3-4 overall and 2-2 in Big Ten Conference play. The Illinois game starts a stretch of five games in 27 days to end the 2022 regular season, with three of the next four games in Lincoln.

Nebraska was electric on offense at Purdue, averaging 9.2 yards per play with five plays that covered at least 30 yards in the game. Wide receiver Trey Palmer set a Nebraska single-game receiving record with 237 yards on his seven receptions, while totaling 297 all-purpose yards. Despite the effort by the offense, Purdue secured the six-point win by controlling the football for nearly 43 minutes, allowing the Boilermakers to run 101 offensive plays.

Illinois comes to Lincoln with a 6-1 overall record and a 3-1 mark in Big Ten Conference play. The Fighting Illini are ranked 17th in this week's Associated Press Poll and check in at No. 18 in the coaches poll. Illinois has won its past five games, and at 3-1 in the league it holds a 1/2 game lead in the Big Ten West Division race.

The Illini are led by one of the nation's best defenses. Illinois ranks first in the nation in scoring defense (8.9 ppg) and total defense (221.0 ypg), and is second nationally with 18 takeaways. Offensively, Illinois averages nearly 200 rushing yards per game and ranks in the top 10 nationally in time of possession.

THIS WEEK'S NUMBERS

2

Nebraska will be facing its second ranked opponent of the season when No. 17/18 Illinois visits Memorial Stadium on Saturday. The Huskers' dropped their first matchup against a ranked team this season, losing to then No. 6 Oklahoma on Sept. 17.

3

Quarterback Casey Thompson has produced three 300-yard passing games this season, including his last outing at Purdue. The Nebraska season record for 300-yard passing games is five by Joe Ganz in 2018.

111

Nebraska receiver **Trey Palmer** is averaging 111.6 receiving yards per game. He is currently 22.0 yards per game better than the Nebraska record for single-season receiving yards per game average (89.6 ypg, Stanley Morgan Jr., 2017).

2022 NEBRASKA FOOTBALL SCHEDULE

Aug. 27	vs. Northwestern*	FOX	L, 31-28	Wildcats rally to spoil Huskers' trip to Dublin
Sept. 3	North Dakota	BTN	W, 38-17	Grant has 23-189-2 as NU pulls away late
Sept. 10	Georgia Southern	FS1	L, 45-42	Ga. Southern scores in final minute for win
Sept. 17	#6 Oklahoma	FOX	L, 49-14	OU wins first meeting in Lincoln since '09
Oct. 1	Indiana*	BTN	W, 35-21	NU defense holds IU scoreless in second half
Oct. 7	@ Rutgers*	FS1	W, 14-13	Huskers rally from 13-point halftime deficit
Oct. 15	@ Purdue*	BTN	L, 43-37	Palmer sets school receiving record in loss
Oct. 29	#17 Illinois*	ABC	2:30 p.m.	Teams are meeting for 10th straight year
Nov. 5	Minnesota*	TBA	TBA	NU's most frequent B1G opponent (62 games)
Nov. 12	@ Michigan*	TBA	TBA	4 of the 6 B1G meetings played in Ann Arbor
Nov. 19	Wisconsin*	TBA	TBA	NU hosts Badgers for first time since 2019
Nov. 25	@ Iowa*	BTN	3 p.m.	Huskers' 33rd straight "Black Friday" game

All times Central; Home games in **bold**; *Big Ten Conference game

NEBRASKA

- **2022 Record:** 3-4, 2-2
- **Last Game:** at Purdue, L, 43-37
- **Streak:** Lost 1
- **AP Rank:** Not Ranked
- **Coaches Rank:** Not Ranked
- **Interim Head Coach:** Mickey Joseph
- **Nebraska Record:** 2-2 (1st season)
- **Career Record:** 15-9 (3rd season)
- **Record vs. Illinois:** first meeting

ILLINOIS

- **2022 Record:** 6-1, 3-1
- **Last Game:** vs. Minnesota, W, 26-14
- **Streak:** Won 5
- **AP Rank:** 17
- **Coaches Rank:** 18
- **Head Coach:** Bret Bielema
- **Illinois Record:** 11-8 (2nd season)
- **Career Record:** 108-66 (14th season)
- **Record vs. Nebraska:** 3-1

SERIES HISTORY

- **All-Time Series:** Nebraska leads, 13-5-1
- **In Lincoln:** Nebraska leads, 9-2
- **As Big Ten Foes:** Nebraska leads, 6-3
- **Last Game:** Illinois 30, Nebraska 22
8/28/2021
- **Win Streak:** Illinois, 2 games

TV INFORMATION



Play-by-Play: Dave Pasch
Analyst: Dusty Dvoracek
Sidelines: Tom Luginbill
ESPN App

HUSKERS RADIO NETWORK



Play-by-Play: Greg Sharpe
Analyst: Damon Benning
Sidelines: Jessica Coody
Pre/Post-Game Shows: Matt Coatney, Jay Foreman, Bill Doleman, Ben McLaughlin
Spanish Broadcast
Announcers: Enrique "Kike" Morales and Oscar "El Tico" Monterroso
Stations: Omaha (KBBX, 97.7 FM); Grand Island (KLIQ, 94.5 FM)
Huskers.com & Huskers App



NEBRASKA COMMUNICATIONS

CREDENTIAL REQUESTS

To request a credential for home games visit:
<http://www.huskers.com/media>

FOOTBALL CONTACTS

Associate A.D./Comm.....Keith Mann

Phone 402-472-0237

E-Mail kmann@huskers.com

Sr. Assoc. Comm. Dir.....Shamus McKnight

Phone 402-472-7772

E-Mail smcknight@huskers.com

Associate Director.....Matt Smith

Phone 402-472-7780

E-Mail msmith@huskers.com

Admin. Assoc. (Credentials) ... Vicki Capazo

Phone 402-472-2263

E-Mail vcapazo@huskers.com

MAILING ADDRESS

One Memorial Stadium
P.O. Box 880123
Lincoln, NE 68588-0123
(402) 472-2263
sportsinfo@huskers.com

Shipping Address: 600 Stadium Drive

PLAYER & COACH AVAILABILITY

MONDAY

No media availability.

TUESDAY

Interim Head Coach Mickey Joseph will be available following practice at a press conference on Level 6 of West Memorial Stadium beginning at 11:30 a.m. Selected players will follow Coach Joseph at the press conference. Live video will be available for free through Nebraska's social media accounts and on Huskers.com. A complete video and transcript will be made available to media in the afternoon.

WEDNESDAY

Offensive Coordinator Mark Whipple and Defensive Coordinator Bill Busch will be available following practice at approximately 10:20 a.m. The media availability will be on the North Stadium concourse, media can enter the area through Gate 14.

THURSDAY

Coach Joseph will be available briefly following practice at approximately 10:30 a.m. on the North Stadium concourse.

FRIDAY

No media availability.

SATURDAY

Coach Joseph and requested players will be available post-game in the weight room inside the Osborne Athletic Complex in North Stadium for home games and in a designated area for road games.

GENERAL MEDIA POLICIES

All player and coach interviews must be arranged at least one day in advance through the Nebraska Communications Office. To request an interview, contact Keith Mann, Shamus McKnight or Matt Smith. All post-practice interviews will be conducted on the North Stadium concourse. Interviews will not be conducted in the weight room, Student Life Complex, training room, hallways or the tunnel leading from the locker room to the field. The Nebraska locker room, training room and football office meeting rooms are **OFF LIMITS** to the media. When arriving for post-practice interviews, media should come to Gate 14 outside the Northeast corner of Memorial Stadium.

Student-athlete cell phone numbers will **NOT** be given to the media, and media should not contact or message student-athletes directly through social media platforms. **PRACTICES ARE CLOSED** to the media and to the general public during the season.

After all games, Nebraska's **LOCKER ROOM IS CLOSED**. Interim Head Coach Mickey Joseph and requested players will be brought to the postgame interview room after a brief cooling off period. At home, the postgame interview room is located in the strength complex of the Osborne Athletic Complex. Media are asked to wait to set up equipment until the conclusion of halftime. On the road, Coach Joseph and requested players will be brought to the designated interview area. **NO INTERVIEWS** will be conducted on the field as the players are returning to the locker room.

MEDIA MAY NOT PROVIDE LIVE COVERAGE OF ANY PRESS CONFERENCE ON ANY DIGITAL PLATFORM OR WEBSITE.

PHONE INTERVIEWS

Media wishing to try to arrange a phone interview with a member of the Nebraska coaching staff may contact Keith Mann for availability. Please contact the Communications Office as far in advance as possible. Out-of-town media requesting phone interviews with players should contact Keith Mann or Shamus McKnight with those requests, preferably on Sundays, but no later than 10 a.m. (Central) on Monday of game week. Other than rare exceptions, these interviews will take place only during the weekly press conference window.

NEBRASKA FOOTBALL PHOTO REQUESTS

Contact the Nebraska Communications office to request historical photos, facility photos, action photos and head shots.

HUSKERS.COM & COLLEGE PRESS BOX.COM

Huskers.com is the official site of Nebraska Athletics and includes updated stats, game notes, depth chart and extensive quotes and audio and video from Nebraska's weekly press conference. A PDF version of the 2022 Nebraska Media Guide is available on Huskers.com.

Collegepressbox.com is the official media website for Division I football. Access and download game notes, quotes, statistics, media guides, headshots, logos and more for all FBS schools, conferences, postseason games, awards and the College Football Playoff. For access, please register for an account at collegepressbox.com/register.

GAME CREDENTIALS

Media may request credentials for home games at Huskers.com/media. Follow the steps on the website to complete the application. You will receive an e-mail confirming your application and an approval/denial e-mail. Contact Vicki Capazo at (402) 472-2263 with questions. Photo ID will be required to access the stadium on game day and the name on your photo ID and credential must match. Single-game credentials will not be mailed and must be picked up on game day at media will call. Single-game parking passes will be mailed to media.

HUSKERS RADIO NETWORK

The Huskers Radio Network brings Nebraska football to fans across the nation and the world. A list of affiliates can be found in the 2022 Nebraska Football Media Guide and online at Huskers.com and all radio broadcasts are available live on Huskers.com and the Official Husker App. Additionally, a Spanish-language broadcast will be available live on Huskers.com for every game of the 2022 season.

MONDAY, OCT. 24	TUESDAY, OCT. 25	WEDNESDAY, OCT. 26	THURSDAY, OCT. 27	FRIDAY, OCT. 28	SATURDAY, OCT. 29
OFF DAY NO MEDIA ACCESS	PRACTICE Morning Practice PRESS CONFERENCE 11:30 a.m.--Coach Joseph Selected Players to Follow	PRACTICE Morning practice OC Mark Whipple, DC Bill Busch available to media following practice	PRACTICE Morning Practice Coach Joseph available to media following practice	PRACTICE Morning Practice NO MEDIA ACCESS	GAME DAY Nebraska vs. Illinois 2:30, p.m. CT (ABC)
	(6th Floor, West Stadium)		Nebraska Football Radio Show (7 p.m.) Coach Barrett Ruud		POST-GAME <i>Available after game:</i> • Coach Joseph • Selected players

NEBRASKA VS. ILLINOIS SERIES RESULTS

DATE	SITE	NU/ILL Rank	RESULT	SCORE
9/29/2017	Champaign	NR/NR	Win	28-6
11/10/2018	Lincoln	NR/NR	Win	54-35
9/21/2019	Champaign	NR/NR	Win	42-38
11/21/2020	Lincoln	NR/NR	Loss	23-41
8/28/2021	Champaign	NR/NR	Loss	22-30

SERIES HISTORY: NEBRASKA VS. ILLINOIS

Nebraska and Illinois will meet for the 10th consecutive season on Saturday at Memorial Stadium. Since Nebraska joined the Big Ten in 2011, the Huskers hold a 6-3 edge in the matchup between the schools, but Illinois has won the past two meetings.

- With Illinois ranked No. 17 in the Associated Press poll, this marks the second time in 20 all-time meetings the Illini have been ranked at game time in a meeting with Nebraska. Illinois was ranked No. 20 at game time in 1985. The Huskers have been ranked in four meetings with Illinois, most recently 15th in 2016, when NU won 31-16.
- The schools met just twice between 1953 and 2013, with a home-and-home series in 1985 and 1986.

HUSKERS LOOK FOR WIN AGAINST RANKED OPPONENT

Nebraska will be facing a second game of the 2022 season against a ranked opponent on Saturday. In addition to No. 17 Illinois, Nebraska faced then No. 6 Oklahoma earlier this season, losing 49-14. Nebraska has one additional game against a currently ranked team, traveling to No. 4 Michigan on Nov. 12.

- A win on Saturday would give Nebraska its first win against a ranked opponent since a 35-32 victory over No. 22 Oregon on Sept. 17, 2016. The Huskers have dropped their past 19 games against ranked opponents.

MICKY JOSEPH SERVING AS INTERIM HEAD COACH

Nebraska Director of Athletics **Trev Alberts** announced a change in the leadership of the Nebraska football program on Sunday, Sept. 11. **Mickey Joseph** is serving as the interim head coach for the remainder of the 2022 season, following the dismissal of Scott Frost, who served as NU's head coach since 2018. Joseph has a 2-2 record in his interim role.

- Joseph is in his first season on the Nebraska staff, previously serving as Nebraska's associate head coach, passing game coordinator and wide receivers coach.
- Joseph has nearly three decades of coaching experience, including two seasons (2011-12) as the head coach at Langston University in Oklahoma.
- Joseph also served as associate head coach at LSU (2020-21) and Alcorn State (2013). In addition to his time at those schools, Joseph has also been an assistant coach at Wayne State (Neb.), Tulane, Alabama State, Nicholls State, Central Oklahoma, Grambling State and Louisiana Tech.
- Joseph was a quarterback at Nebraska from 1987-91. During his four seasons, Nebraska posted a 39-9-1 record.

NEBRASKA OFFENSE STARTING FAST

The Nebraska offense has found success on its opening drive this season. The Huskers have scored a touchdown on its opening possession four times in 2022 (NW, UND, OU, IU).

- The Huskers' scoring drives to open games this season have all covered at least 72 yards in 2:19 or less. The average of Nebraska's three game-opening TD drives is 5.5 plays, 77.8 yards and 1:46.
- Dating back to last season, Nebraska has scored a touchdown on its opening drive of the game in six of nine games.
- In the first two games of the season, Nebraska produced four touchdowns on four drives to open halves in games against Northwestern and North Dakota.
- Nebraska was forced to punt on its opening drive at both Rutgers and Purdue, but came out of halftime with a touchdown drive to open the second half in both games. Nebraska's TD drive at Rutgers sparked a comeback from a 13-point halftime deficit.

CHARTING NEBRASKA'S FIRST OFFENSIVE POSSESSION

OPPONENT	PLAYS	YARDS	TIME	SCORING PLAY
Northwestern	8	75	2:19	Thompson-Castaneda 32 yards
North Dakota	8	87	2:02	Grant 19 yard run
Georgia Southern	3	1	1:51	NA
Oklahoma	6	77	1:57	Thompson-Palmer 32 yards
Indiana	3	72	:47	Thompson-Martin 34 yards
Rutgers	5	20	2:01	NA
Purdue	7	27	2:35	NA

BIG TEN STANDINGS

WEST DIVISION

Place	Team	Overall	Big Ten
1.	Illinois	6-1	3-1
2.	Purdue	5-3	3-2
3.	Nebraska	3-4	2-2
4.	Wisconsin	4-4	2-3
5.	Minnesota	4-3	1-3
	Iowa	3-4	1-3
	Northwestern	1-6	1-3

EAST DIVISION

Place	Team	Overall	Big Ten
1.	Michigan	7-0	4-0
	Ohio State	7-0	4-0
3.	Penn State	6-1	3-1
4.	Maryland	6-2	3-2
5.	Rutgers	4-3	1-3
	Michigan State	3-4	1-3
7.	Indiana	3-5	1-4

PLAYER OF THE WEEK NOMINEES

OPP.	OFF.	DEF.	SPEC.	FROSH
NW	--	--	--	--
UND	Grant	Nelson	--	Hausmann
GS	--	--	--	--
OKLA	--	--	--	--
IND	Palmer	Reimer	Hartzog	Hartzog
RUT	--	Nelson	--	--
PUR	Palmer	--	--	--
ILL				
MINN				
MICH				
WISC				
IOWA				

Bold indicates winner

2022 HUSKER HONORS

BRIAN BUSCHINI, SO., P

- Ray Guy Award Watch List

ANTHONY GRANT, JR., RB

- Big Ten Offensive Player of the Week (vs. UND)

MALCOLM HARTZOG, FR., CB

- Big Ten Freshman of the Week (vs. Indiana)

OCHAUN MATHIS, JR., EDGE

- Bronko Nagurski Trophy Watch List

TREY PALMER, JR., WR

- Paul Hornung Award Watch List
- Biletnikoff Award Watch List

NOA POLA-GATES, SO., DB

- Polynesian Player of the Year Watch List

ETHAN PIPER, SO., OL

- Allstate Good Works Team

LUKE REIMER, JR., LB

- Butkus Award Watch List
- Chuck Bednarik Award Watch List

CASEY THOMPSON, JR., QB

- Johnny Unitas Award Watch List

TRAVIS VOKOLEK, SR., TE

- Campbell Award Semifinalist

PREVIOUS GAME

PURDUE 43, NEBRASKA 37

Team Stats	NU	PUR
First Downs	15	38
Rushes-Yards	23-122	47-217
Passes	16-29-2	35-54-1
Passing Yards	354	391
Total Offense	476	606
3rd Downs	3-of-9	9-of-18
Turnovers	2	1
Penalties	4-40	2-14
Time of Possession	17:18	42:42

NU Rushing Leaders

Trey Palmer—1 carry, 60 yards
Anthony Grant—11 carries, 35 yards, TD

NU Passing Leader

Casey Thompson—16-29-2, 354 yards, 2 TD

NU Receiving Leaders

Trey Palmer—7 receptions, 237 yards, 2 TD
Travis Vokolek—3 receptions, 38 yards
Marcus Washington—3 receptions, 30 yards

NU Defensive Leaders

Isaac Gifford—6 UT, 3 AT, 9 TT
Myles Farmer—3 UT, 6 AT, 9 TT
Nick Henrich—4 UT, 4 AT, 8 TT, TFL

NU Special Teams Leader

Timmy Bleekrode—3-3 FG, 4-4 PAT

NOTING GAME 7

- **Trey Palmer** caught seven passes for 237 yards and two touchdowns. His 237 receiving yards set a school single-game record, eclipsing the 209 receiving yards by JD Spielman on Oct. 6, 2018, at Wisconsin. Palmer's 237 receiving yards marked the third 200-yard receiving effort in school history.
- Palmer's 72-yard yard TD reception was a career-long catch, and he also had a career-long 60-yard run. Palmer finished with a career-high 297 all-purpose yards, the fifth-highest total in program history and the most since Ameer Abdullah had a school-record 341 all-purpose yards against Rutgers on Oct. 24, 2014.
- With two touchdowns, Palmer has caught touchdown passes in four straight games, becoming the first Husker with a TD catch in four straight games since Spielman had a TD catch in four consecutive games in 2018.
- Palmer's 60-yard run in the third quarter marked NU's longest run of the season. The previous long was a pair of 46-yard runs by Anthony Grant.
- **Casey Thompson** threw for 354 yards and two touchdowns, marking his third 300-yard passing game of 2022. Thompson is only the fifth Husker quarterback to have three 300-yard passing games in a season.
- Junior defensive back **Phalen Sanford** blocked a second-quarter punt, marking his first career punt block. It is Nebraska's third blocked punt of the season, its most since blocking four punts in 2014.
- Place-kicker **Timmy Bleekrode** connected on three field goals, his first made field goals since the North Dakota game on Sept. 3. Bleekrode's three field goals are the most for a Husker since Connor Culp had three field goals in a 2020 win at Purdue.

PALMER ON TRACK FOR RECORD-SETTING 2022 CAMPAIGN

Receiver **Trey Palmer** has been an impact newcomer in his first season in Lincoln. The transfer from LSU set a Nebraska single-game record with 237 receiving yards on seven catches at Purdue, with touchdown catches of 37 and 72 yards. Palmer is on track to shatter several other Nebraska records in his first season in Lincoln, and his play is being recognized nationally. In early October, Palmer was added to the watch list for the 2022 Biletnikoff Award, and he is also a member of the Paul Hornung Award Watch List.

- Palmer has 47 receptions for 781 yards and five touchdowns to pace the Huskers. In addition to his school record 237-yard effort at Purdue, Palmer had eight catches for 157 yards against Indiana, including a 71-yard reception for the go-ahead TD in the fourth quarter.
- Palmer added a 60-yard run at Purdue and his 297 all-purpose yards were the fifth highest in school history, and the most by a Husker since 2014.
- Palmer averages 111.6 receiving yards per game to rank fourth nationally and first in the Big Ten. He is currently 22 yards ahead of the school record for receiving yards per game average, set by Stanley Morgan Jr. (89.6 ypg, 2017).
- With 781 receiving yards through seven games, Palmer is just 49 yards shy of cracking the top 10 on the NU single-season receiving yardage list. He is 223 yards from Stanley Morgan Jr.'s school record of 1,004 receiving yards in 2018.
- Palmer's 48 receptions are the second-most ever for Husker through the season's first seven games. He is just eight receptions from the single-season top 10 on the NU receptions list, and is on track to break the single-season record of 75 receptions (Marlon Lucky, 2007). Palmer ranks 15th nationally in receptions per game (6.7).
- Palmer caught go-ahead touchdown passes in the fourth quarter of back-to-back wins over Indiana and Rutgers earlier this month. He enters the Illinois game with a TD catch in four straight games, the longest streak since JD Spielman also caught a touchdown in four straight games in 2018.
- Palmer has had at least 64 receiving yards in every game, and his receiving totals have represented the seven highest yardage totals of his college career. Palmer has at least four catches in all seven games.
- Palmer's nine catches of 30 yards or more rank first in the nation.
- Palmer is a member of the Paul Hornung Award Watch List and is a key figure in NU's return game.

THOMPSON LEADING NEBRASKA OFFENSE

Quarterback **Casey Thompson** has taken the reins of the Nebraska offense in 2022, and has produced a solid effort through seven games.

- Thompson has thrown for 1,851 yards and 11 touchdowns in 2022, with three 300-yard passing games. Most recently, Thompson threw for 354 yards and two touchdowns at Purdue.
- Thompson's three games with 300 or more passing yards ties for third on the Nebraska single-season chart. The school record for 300-yard passing games is five by Joe Ganz in 2008.
- With 1,851 passing yards through seven games, Thompson is on track to move well into the top 10 on the Nebraska single-season passing list. He enters the Illinois game needing just more than 1,000 passing yards in the final five games to reach the top five on the NU single-season list.
- His 355 passing yards against Northwestern were the most by a Husker in a season opener and the most by a quarterback making their Nebraska debut.
- Thompson's 15 pass completions of 30 or more yards ranks ninth nationally.
- Thompson has also rushed for five touchdowns in 2022. His three rushing touchdowns against Georgia Southern were a career high.
- Thompson came to Nebraska with 19 games played at Texas, including 10 starts. He threw for more than 2,400 yards and 30 touchdowns at Texas. Thompson was ranked by ESPN as the 15th-best newcomer for the 2022 season and is a member of the Johnny Unitas Award Watch List.

GRANT PACING HUSKER RUNNING GAME

Nebraska's list of impressive skill position newcomers does not stop with Palmer and Thompson. Running back **Anthony Grant** has paced the Husker ground game in 2022, ranking among the Big Ten's top runners. Grant posted three straight 100-yard rushing games to open his Nebraska career, including a 189-yard effort in the victory over North Dakota. His play against the Fighting Hawks earned Grant recognition as the co-Big Ten Offensive Player of the Week. Grant began his career at Florida State where he played in 12 games in 2018. He came to Nebraska after rushing for 2,549 yards in junior college and earning the 2021 National Offensive Player of the Year.

- Grant added his fourth 100-yard rushing game with 32 carries for 136 yards against Indiana. Grant is averaging 97.4 yards rushing per game to rank 22nd in the nation and fifth in the Big Ten. His 189 rushing yards against North Dakota were the most by a Husker since the final game of the 2020 season at Rutgers when Dedrick Mills ran for 191 yards.

NEBRASKA GAMES WITH 300-YARD PASSER, 100-YARD RUSHER & RECEIVER

DATE	OPPONENT	PASSER	RUSHER	RECEIVER
9-10-2022	Georgia Southern	Thompson (318)	Grant (138)	Washington (123)
8-27-2022	vs. Northwestern	Thompson (355)	Grant (101)	Garcia-Castaneda (120)
9-21-2019	at Illinois	A. Martinez (328)	A. Martinez (118)	Spielman (160)
9-29-2018	Purdue	A. Martinez (323)	Ozigbo (170)	Spielman (135)
10-20-2012	at Northwestern	T. Martinez (342)	Abdullah (101)	Enunwa (110)
10-23-2010	at Oklahoma St.	T. Martinez (323)	T. Martinez (112)	Paul (131)
11-8-2008	Kansas	Ganz (324)	Helu Jr. (115)	Swift (111)
11-10-2007	Kansas State	Ganz (510)	Lucky (103)	Purify (108)
9-22-2007	Ball State	Keller (438)	Lucky (102)	Hill (129), Purify (108)

- Grant's four 100-yard rushing games are the most by a Husker since Devine Ozigbo had five 100-yard rushing games in 2018.
- Grant's 32 carries against Indiana were a career high, and marked the first time a Nebraska player had 30 rushing attempts since Tre Bryant rushed 31 times against Arkansas State on Sept. 2, 2017.
- Grant was the first Husker running back to post three straight 100-yard rushing games since Devine Ozigbo had three straight 100-yard games in 2018. Grant became the first Husker to open a season with three straight 100-yard rushing games since Taylor Martinez in 2010.
- Grant was the first Husker running back to rush for 100 yards in the first three games of a season since Dan Alexander in 2000. He is also the first Nebraska running back to rush for 100 yards in the first three games of a Husker career since Bobby Reynolds in 1950.
- Grant has six rushing touchdowns in 2022, and he was the first NU running back with consecutive multiple TD games (Northwestern, North Dakota) since 2018.

HUSKER OFFENSE SHOWING VERSATILITY

The Nebraska offense has shown versatility through the first half of the season. The Huskers average 154.7 rushing yards per game, while NU throws for 269.4 yards per game to rank fourth in the conference.

- Nebraska had both a rushing and passing touchdown in the first five games this season. The previous time the Huskers had both a rushing and passing touchdown in each of a season's first five games was in 2016. Overall, Nebraska has scored a rushing touchdown and passing touchdown in six of seven games this season.

HUSKERS HIT RARE 300-100-100 COMBO TWICE IN 2022

The Nebraska offense has reached a rare milestone twice in 2022. Against both Northwestern and Georgia Southern, the Huskers produced a 300-yard passer, 100-yard rusher and 100-yard receiver in the same game. Quarterback **Casey Thompson** and running back **Anthony Grant** have produced the passing and rushing efforts, while **Isaiah Garcia-Castaneda** (Northwestern) and **Marcus Washington** (Georgia Southern) added the receiving numbers.

- The Northwestern and Georgia Southern games marked just the eighth and ninth times in school history NU has produced a game with a 300-yard passer, 100-yard rusher and 100-yard receiver. Prior to the Northwestern game, the previous occurrence came in a 42-38 win at Illinois in 2019.
- Nebraska narrowly missed the feat against Indiana, producing a 100-yard rusher (Grant) and 100-yard receiver (Palmer), while Thompson threw for 270 yards.

HUSKER OFFENSE FINDING THIRD-DOWN SUCCESS

Nebraska ranks 36th nationally in third-down conversions at 45 percent. Quarterback **Casey Thompson** and receiver **Trey Palmer** have excelled on third downs to key NU's success.

- Thompson is 35-of-54 for 537 yards on third down this season, with his third-down yardage total ranking 15th nationally. Thompson has 25 completions for first downs on third-down passes, a total that ranks 18th in the country.
- Thompson is an impressive 19-of-34 (55.9%) on 3rd and 7 or longer, with 12 of the completions resulting in first downs.
- Palmer is 21st nationally with 178 receiving yards on 3rd down, and he has eight third-down receptions resulting first downs.

SEASON RECORDS WATCH

RECEIVING YARDS

RK.	PLAYER, YEAR (REC.)	YARDS
1.	Stanley Morgan Jr., 2018 (70)	1,004
2.	Stanley Morgan Jr., 2017 (61)	986
3.	Johnny Rodgers, 1972 (55)	942
4.	Nate Swift, 2008 (63)	941
5.	Jordan Westerkamp, 2015 (65)	918
6.	JD Spielman, 2019 (49)	898
	Samori Toure, 2021 (46)	898
8.	Johnny Rodgers, 1971 (53)	872
9.	Kenny Bell, 2012 (50)	863
10.	JD Spielman, 2017 (55)	830

Trey Palmer, 2022 (47) 781

RECEIVING YARDS PER GAME

RK.	PLAYER, YEAR (GAMES)	YPG
1.	Trey Palmer, 2022 (7)	111.6
2.	Stanley Morgan Jr., 2017 (11)	89.6
3.	Stanley Morgan Jr., 2018 (12)	83.7
4.	JD Spielman, 2018 (10)	81.8
5.	Johnny Rodgers, 1972 (12)	78.5

RECEPTIONS

RK.	PLAYER, YEAR	REC.
1.	Marlon Lucky, 2007	75
2.	Stanley Morgan Jr., 2018	70
3.	JD Spielman, 2018	66
4.	Jordan Westerkamp, 2015	65
5.	Nate Swift, 2008	63
6.	Todd Peterson, 2008	62
7.	Stanley Morgan Jr., 2017	61
8.	Maurice Purify, 2007	57
9.	Johnny Rodgers, 1972	55
	JD Spielman, 2017	55

Trey Palmer, 2022 47

PASSING YARDS

RK.	PLAYER, YEAR (COMP.-ATT.)	YARDS
1.	Joe Ganz, 2008 (285-420)	3,568
2.	Zac Taylor, 2006 (233-391)	3,197
3.	Tanner Lee, 2017 (246-428)	3,143
4.	Tommy Armstrong Jr., 2015 (222-402)	3,030
5.	Taylor Martinez, 2012 (228-368)	2,871
6.	Adrian Martinez, 2021 (189-306)	2,863
7.	Tommy Armstrong Jr., 2014 (184-345)	2,695
8.	Zac Taylor, 2005 (237-430)	2,653
9.	Adrian Martinez, 2018 (224-347)	2,617
10.	Sam Keller, 2007 (205-325)	2,422

Casey Thompson, 2022 (134-209) 1,851

PASSING YARDS PER GAME

RK.	PLAYER, YEAR (GAMES)	YPG
1.	Joe Ganz, 2008 (13)	274.5
2.	Sam Keller, 2007 (9)	269.1
3.	Casey Thompson, 2022 (7)	264.4
4.	Tanner Lee, 2017 (12)	261.9
5.	Adrian Martinez, 2021 (11)	260.2

300-YARD PASSING GAMES

RK.	PLAYER, YEAR	GAMES
1.	Joe Ganz, 2008	5
2.	Tommy Armstrong Jr., 2015	4
3.	Joe Ganz, 2007	3
	Taylor Martinez, 2012	3
	Tanner Lee, 2017	3
	Casey Thompson, 2022	3

2022 OFFENSE GAME-BY-GAME

RUSHING

GAME	ATT.	YDS.	TD	LONG
NW	31	110	3	46
UND	41	244	3	46
GS	47	257	5	23
OKLA	45	163	1	14
IND	51	115	2	17
RUT	29	72	0	10
PUR	23	122	2	60
ILL				
MINN				
MICH				
WISC				
IOWA				

PASSING

GAME	COM-ATT-INT	YDS	TD	LG	SACKS
NW	25-42-2	355	1	58	2-19
UND	14-21-1	193	2	35	3-27
GS	23-34-0	318	1	33	2-11
OKLA	21-31-1	164	1	32	4-32
IND	18-27-1	270	2	71	4-48
RUT	24-37-2	232	2	27	1-6
PUR	16-29-2	354	2	72	4-38
ILL					
MINN					
MICH					
WISC					
IOWA					

2022 DEFENSE GAME-BY-GAME

RUSHING DEFENSE

GAME	ATT.	YDS.	TD	LONG
NW	47	214	2	21
UND	33	175	1	63
GS	30	233	5	67
OKLA	54	312	4	61
IND	23	67	1	34
RUT	38	115	1	21
PUR	47	217	1	18
ILL				
MINN				
MICH				
WISC				
IOWA				

PASSING DEFENSE

GAME	COM-ATT-INT	YDS	TD	LG	SACKS
NW	27-38-0	314	2	41	0-0
UND	24-37-0	131	1	15	2-8
GS	37-56-2	409	1	37	0-0
OKLA	19-30-0	268	3	38	2-7
IND	22-44-1	223	1	28	3-26
RUT	12-30-3	233	0	43	3-16
PUR	35-54-1	391	4	32	0-0
ILL					
MINN					
MICH					
WISC					
IOWA					

SACKS/TFL

GAME	SACKS	YARDS	TFL	YARDS
NW	0	0	2	4
UND	2	8	4	14
GS	0	0	3	3
OKLA	2	7	5	12
IND	3	26	6	32
RUT	3	16	7	20
PUR	0	0	2	5
ILL				
MINN				
MICH				
WISC				
IOWA				

NEWCOMERS MAKE IMMEDIATE IMPACT FOR HUSKERS

The three offensive playmakers are far from the only newcomers making a significant impact in 2022. The Nebraska roster features 17 first-year Huskers who had previous FBS or FCS experience before 2022. The first-year transfers came to Nebraska with a combined 368 games played and 184 starts in their college careers.

- The starting lineups through seven games have featured nine transfers, including six on offense, one on defense and both the starting punter and place-kicker.
- Nebraska produced a 300-yard passer, 100-yard rusher and 100-yard receiver in both the Northwestern and Georgia Southern games, with all of those players being first-year transfers.
- A pair of FBS transfers have led the Nebraska receiving corps in 2022, led by **Trey Palmer** who came to Nebraska from LSU.
- **Marcus Washington** has started six games and has 21 catches for 296 yards, including a career-high 123 yards vs. Georgia Southern. The Texas transfer played in 31 games with eight starts with the Longhorns, logging 25 catches for 366 yards and three touchdowns.
- Edge rusher **Ochaun Mathis** is the most heralded of the newcomers on defense. Mathis came to Nebraska with 30.5 career tackles for loss. He has 36 tackles and two sacks this season. Mathis was a two-time All-Big 12 selection at TCU. On3 ranked Mathis as the most impactful edge transfer in the country for the 2022 season, while ESPN ranked him as the No. 7 newcomer in the country. Mathis was one of 85 players nationally named to the watch list for the Bronko Nagurski Trophy, which is presented annually to the National Defensive Player of the Year.
- Also on the defensive line, NU added transfers **Devin Drew** and **Stephon Wynn Jr.** Drew played in 23 games with 12 starts in two seasons at Texas Tech, finishing with 55 tackles. Wynn spent four seasons at Alabama and made 16 tackles over 21 games. This season, Wynn has 21 tackles, including a career-high nine against Georgia Southern. Drew has made nine stops and a sack.
- Place-kicker **Timmy Bleekrode** joined the roster as an FCS transfer from Furman, where he was 15-of-18 on field goals last season. Bleekrode is 28-of-28 on PAT attempts and 4-of-6 on field goals on the season, including three field goals at Purdue.

- Punter **Brian Buschini** is a first-year FCS transfer from Montana. Buschini has been outstanding in 2022, averaging 42.6 yards per punt with 10 punts downed inside the 20. Buschini had a career-long 65-yard punt against Georgia Southern.
- Buschini was the 2021 FCS Punter of the Year. He ranked third nationally with an average of 46.0 yards per punt last season. Buschini was named to the preseason watch list for the 2022 Ray Guy Award in July.
- Georgetown transfer **Brady Weas** is Nebraska's starting long snapper on its punting unit.

NEW FACES MAKING IMPACT FOR HUSKERS

Nebraska has featured many new faces in the starting lineup this season, notably its transfers. However, several young players have also made an impact throughout 2022.

- Through seven games, 19 players have made their first career start in a Husker uniform in 2022. The group includes nine players on offense, eight on defense and two specialists.
- True freshman cornerback **Malcolm Hartzog** was the latest first-time starter, earning the starting nod the past three games. Hartzog was the first Nebraska true freshman to start at cornerback since Lamar Jackson in 2017. Hartzog has made an immediate impact. Against Indiana he returned a blocked punt for a touchdown and was the Big Ten Freshman of the Week. A week later at Rutgers, Hartzog made a game-clinching interception in the final minute.

REIMER & HENRICH AMONG NATION'S TOP TACKLING DUOS

Nebraska returned one of the nation's best linebacker tandems in **Luke Reimer** and **Nick Henrich**. After leading the Huskers in tackles last season, the duo is again excelling this season. Reimer leads the Huskers with 49 tackles despite missing a game, and Henrich has 37 tackles while missing two games. Reimer missed the Purdue game with an injury, while Henrich was injured against the Boilermakers.

- Last season the tandem of homegrown Huskers combined for 207 tackles, including 108 by Reimer and 99 by Henrich. The 207 tackles ranked as the sixth-highest returning total by two FBS teammates from the 2021 season.
- Reimer has totaled at least 10 tackles seven times in his career, while Henrich has recorded four games with double-figure tackles.
- Reimer had 19 tackles against Purdue in 2021, a Nebraska record in a Big Ten Conference game.
- Reimer, a member of the 2022 Butkus and Bednarik Award watch lists, ranked in the top 30 nationally last season in tackles per game (23rd, 9.1) and forced fumbles per game (29th, 0.3).
- Reimer is quickly ascending the Nebraska career tackles list. With 208 career tackles, Reimer has become one of 41 Huskers with 200 career tackles.

NEBRASKA DEFENSE KEYS BACK-TO-BACK WINS

The Nebraska defense posted its best two outings of the 2022 season in back-to-back wins over Indiana and Rutgers to begin October. The Huskers were particularly strong on defense in the second half of the two victories.

- Nebraska held Indiana scoreless in the second half of the 35-21 win, allowing just 71 yards after interception. Indiana converted just 2-of-15 third-down attempts in the NU victory.
- Nebraska also blanked Rutgers in the second half, allowing the Huskers to rally for a 14-13 win. Rutgers had only five first downs and 85 yards in the second half, while converting only 4-of-16 third downs in the game.
- NU out-scored Rutgers and Indiana by a combined 21-0 in the fourth quarter, continuing a season-long trend. The Huskers have outscored the opposition, 56-26, in the fourth quarter this season.
- Against Indiana and Rutgers, Nebraska allowed just two trips into its territory on 13 opponent drives, and forced four turnovers. The Huskers allowed just 2.8 yards per play (55 plays, 156 yards) in the second half of the two wins, including just 2.2 yards per rush (23-50).

FOUR HUSKER VETERANS SERVING AS 2022 TEAM CAPTAINS

Linebacker **Nick Henrich**, edge rushers **Garrett Nelson** and **Caleb Tannor** and tight end **Travis Vokolek** are team captains for the 2022 season. The four captains were selected by a vote of their teammates. Each of the four players are in at least their fourth season in the Husker program and have played a combined 136 games at Nebraska, including 86 starts among the group.

- An Omaha native, Henrich made 99 tackles in 2021 and has 18 career starts at Nebraska. He has 37 tackles this season. In addition to his on-field success, Henrich earned his degree in psychology in just three years and is taking graduate classes. Henrich's selection marked the fourth time in the past five seasons that a linebacker has served as a Husker team captain.
- Nelson is in his fourth year at Nebraska and has started 27 straight games. He has a team-leading six tackles for loss and 4.5 sacks in 2022. The Scottsbluff, Neb., native is a two-time academic All-Big Ten selection and earned his degree in finance in May of 2022. The selection of Nelson and Henrich as captains marked the first time since 2018 Nebraska has had at least two in-state captains. Three native Nebraskans served as captains in 2018.
- Tannor is in his fifth season in the Nebraska program and has played in 51 games with 29 career starts. Tannor is on track to tie the NU record for career games played by the close of the regular season. A native of Stone Mountain, Ga., Tannor graduated with his degree in child, youth and family studies in December of 2021. He is the second Husker captain from Georgia in the past four years, joining 2019 team captain Mo Barry.
- Vokolek is in his fourth season in the Husker program and his sixth season of college football. Vokolek has played in 41 games during his college career, including 22 games at Nebraska. A two-time Academic All-Big Ten selection, Vokolek graduated in August of 2021 with a degree in child, youth and family studies. His selection marks the second straight season Nebraska has had a tight end serve as a captain, following Austin Allen in 2021.

HUSKER ROSTER FEATURES 26 COLLEGE GRADUATES

Nebraska football has continued its tradition of dedicated student-athletes, as a total of 26 Huskers - including grad transfers - will play the 2022 season as college graduates.

- According to research by the National Football Foundation, Nebraska has the most college graduates on its roster of any FBS program.
- This marks the second straight season that Nebraska has had at least 20 graduates on its active roster, as the Huskers had 20 players who played as graduate students during the 2021 season.

COLLEGE GRADUATES ON NEBRASKA'S ROSTER

- | | |
|---|--|
| <ul style="list-style-type: none"> • Hunter Anthony (Oklahoma State) • Jake Archer • Broc Bando • Brant Banks • Brody Belt • Timmy Bleekrode (Furman) • Ian Boerkircher • Chancellor Brewington (Northern Arizona) • Colton Feist • Nick Henrich • Trent Hixson • Chris Kolarevic (Northern Iowa) • Wyatt Liewer | <ul style="list-style-type: none"> • Oliver Martin • Ochaun Mathis (TCU) • Eteva Mauga-Clements • Brandon Moore (UCF) • Cade Mueller • Garrett Nelson • Mosai Newsom • Caleb Tannor • Casey Thompson (Texas) • Travis Vokolek • Brady Weas (Georgetown) • Kevin Williams Jr. (Northern Colorado) • Stephon Wynn Jr. (Alabama) |
|---|--|

NEBRASKA FOOTBALL FACTS

HISTORY

Season of Football.....	133rd
All-Time Games Played	1,364
National Ranking in All-Time Wins	8th
All-Time Bowl Appearances	53
National Ranking in Bowl Appearances	6th

CHAMPIONSHIPS

National Championships	5
Back-to-Back National Championships	2
Undefeated Seasons	11
Perfect Seasons	9
Conference Championships	46

RECORD BREAKDOWN

All-Time Record.....	911-413-40
All-Time Bowl Record	26-27
Home Games	555-167-20
Memorial Stadium	428-144-13
Record in August.....	14-2-0
Record in September	182-53-6
Record in October.....	367-151-19
Record in November	309-171-15
Record in December	24-15-0
Record in January.....	14-21-0
Record in February	1-0-0
In Overtime.....	8-7
At Night.....	103-48-3
When Scoring 35+ Points.....	376-11
When Allowing 10 Points or Less ...	578-47-29
vs. Big Ten Teams	126-120-9
» In Big Ten Play (since 2011).....	46-52
» Home.....	25-22
» Away.....	21-28
» Neutral	0-2
vs. Ranked Teams	105-141-3
» Home.....	51-47-0
» Away.....	28-67-3
» Neutral	26-27-0
» as No. 1 Team	46-7-1

STREAKS

Consecutive Games Scoring a Point	334
Consecutive Home Games Scoring a Point...	355
Consecutive Home Sellouts.....	386
Record in Sellout Streak	317-69
» vs. Ranked Teams.....	47-36

INDIVIDUAL HONORS

College Football Hall of Fame Players	20
College Football Hall of Fame Coaches.....	6
First-Team All-Americans	110
Unanimous All-Americans.....	54
CoSIDA Academic All-Americans*	108
NCAA Top Ten Award Winners*	9
Heisman Trophy Winners	3
Walter Camp Award Winners	3
Maxwell Trophy Winners	1
Outland Trophy Winners*.....	9
Lombardi Trophy Winners.....	5
Butkus Award Winners.....	1
Johnny Unitas Golden Arm Award Winners...	1
Davey O'Brien Award Winners.....	1
Rimington Award Winners.....	1
Bednarik Award Winners	1
Nagurski Trophy Winners	1
Retired Jerseys	25
First-Team All-Conference Selections	521

*Total leads the nation

CHARTING THE HUSKERS

ALL-TIME WINS

RK.	SCHOOL	WINS
1.	Michigan	983
2.	Ohio State	949
	Alabama	949
4.	Notre Dame	934
5.	Texas	933
6.	Oklahoma	932
7.	Penn State	915
8.	Nebraska	911

CONFERENCE TITLES

RK.	SCHOOL	TITLES
1.	Oklahoma	50
2.	Nebraska	46
3.	Michigan	43

AP NATIONAL TITLES

RK.	SCHOOL	TITLES
1.	Alabama	12
2.	Notre Dame	8
3.	Oklahoma	7
4.	Miami	5
	Ohio State	5
	USC	5
t-7.	Nebraska	4

COACHES POLL NATIONAL TITLES

RK.	SCHOOL	TITLES
1.	Alabama	11
2.	Oklahoma	6
3.	USC	5
t-4.	Nebraska	4

BOWL APPEARANCES

RK.	SCHOOL	APP.
1.	Alabama	67
2.	Texas	57
3.	Georgia	56
4.	Oklahoma	55
5.	Tennessee	54
t-6.	Nebraska	53

HEISMAN TROPHY WINNERS

RK.	SCHOOL	WINNERS
1.	Notre Dame	7
	Ohio State	7
	Oklahoma	7
4.	USC	6
5.	Alabama	4
t-6.	Nebraska	3

NFL DRAFT PICKS

RK.	SCHOOL	PICKS
1.	Notre Dame	522
2.	USC	519
3.	Ohio State	479
4.	Oklahoma	409
5.	Michigan	392
6.	Alabama	391
7.	Penn State	375
8.	LSU	369
9.	Florida	367
10.	Nebraska	366

JOSEPH SHUFFLES COACHING STAFF

Interim Head Coach Mickey Joseph has made changes to the coaching staff responsibilities since taking the reins of the program.

- Joseph previously served as wide receivers coach and promoted **Mike Cassano** to serve as the receivers coach for the remainder of the season. Cassano previously served as a senior offensive analyst for the Huskers since 2018.
- Joseph made a change at defensive coordinator, relieving Erik Chinander of his duties following four games. **Bill Busch** took over as defensive coordinator before the Indiana contest. Busch, who previously served as the Huskers' special teams coordinator, also coaches Nebraska's safeties and nickel backs.
- Fifth-year assistant **Travis Fisher** is focusing his work on the Husker cornerbacks for the remainder of the season. Previously, Fisher coached all of Nebraska's defensive backs.
- **Joey Connors** is coaching Nebraska's special teams for the rest of the 2022 season. Connors was previously a special teams quality control coach, working closely with Busch.

FIVE NEW MEMBERS OF 2022 COACHING STAFF

Nebraska's 2022 coaching staff featured several new faces. In addition to Joseph who is serving as the interim head coach, and Busch who has taken over as defensive coordinator, other new assistants for 2022 included offensive coordinator **Mark Whipple**, running backs coach **Bryan Applewhite** and offensive line coach **Donovan Raiola**.

- Whipple is a 40-year coaching veteran who has won 137 games as a college head coach, including the 1998 Division I-AA (now FCS) national championship. The offensive coordinator at Pittsburgh the past three seasons, Whipple helped Pitt to the 2021 ACC title. Pitt had the Johnny Unitas Golden Arm Award winner (Kenny Pickett) and the Biletnikoff Award winner (Jordan Addison) last season.
- Applewhite came to Nebraska after two seasons as the running backs coach at TCU. He helped the Horned Frogs rank in the top 30 nationally in rushing in both 2020 and 2021.
- Busch owns more than 30 seasons of collegiate experience, and he is in his third coaching stint at Nebraska. Before working as a defensive analyst for Nebraska in 2021, Busch coached the safeties for three seasons at LSU from 2018 to 2020.
- Raiola is the younger brother of former Husker All-America center Dominic Raiola. Donovan came to Nebraska after spending the past three seasons as the assistant offensive line coach for the Chicago Bears, helping the Bears to a pair of playoff appearances.
- Three of the new staff members brought a national championship pedigree to the Husker staff. Busch and Joseph were both members of LSU's 2019 national championship team, while Whipple helped Pitt to an ACC championship last season. Whipple also won an FCS national championship as the head coach of Massachusetts.

ALL-TIME LONGEST STREAKS WITHOUT BEING SHUT OUT

RK.	PLAYER	YEAR BEGAN	YEAR ENDED	GAMES
1.	Florida	1988	Active	430
2.	TCU	1992	Active	374
3.	Michigan	1984	2014	365
4.	BYU	1975	2003	361
5.	Virginia Tech	1995	Active	353
6.	Georgia	1995	Active	350
7.	Nebraska	1996	Active	334
8.	Boise State	1997	Active	318
9.	Oklahoma	1998	2022	311
10.	Air Force	1992	2017	306

HUSKER STREAKS CONTINUE IN 2022 SEASON

Nebraska owns impressive streaks in the 2022 season, most notably an NCAA record sellout streak at Memorial Stadium.

- Nebraska has sold out 386 consecutive games at Memorial Stadium, dating from the next-to-last home game of the 1962 season through the Indiana game on Oct. 1.
- The Huskers have scored in 334 consecutive games. The streak is the longest in school history, the seventh-longest in FBS history and the fifth-longest active streak. The last time Nebraska was shut out was a 19-0 loss at No. 17 Arizona State on Sept. 21, 1996.
- Nebraska has also scored in 355 consecutive home games, a school record. The last time the Huskers were shut out at home came on Nov. 9, 1968, against Kansas State (12-0 loss).

NEBRASKA RANKS AMONG TOP ALL-TIME PROGRAMS

Nebraska has historically been one of the top programs in college football history.

- Nebraska ranks eighth in NCAA history with 911 wins and sixth with 53 all-time bowl game appearances.
- NU has won five national championships. The Huskers' four AP national titles (1970, 1971, 1994, 1995) rank seventh all-time and NU's four coaches poll titles (1971, 1994, 1995, 1997) rank fourth.
- Nebraska's 46 conference titles rank second in NCAA history.
- The success extends to the classroom as well. Husker football has produced 108 CoSIDA Academic All-Americans, the most of any sport in NCAA history. Nebraska football has produced nine NCAA Top 10 Award winners, the most of any sport in NCAA history.
- Nebraska owns the NCAA record with 17 NCAA Top 10 Award Winners, which is considered the "Heisman Trophy" of academics for NCAA student-athletes.
- Nebraska football has produced nine NCAA Top 10 Award winners, the most of any single team in NCAA history.

MEMORIAL STADIUM PROVIDES BIG HOME-FIELD ADVANTAGE

Nebraska has enjoyed much success in its history when playing at home in Memorial Stadium.

- Since 1970, NU is 286-63 (.819) at Memorial Stadium and has posted 41 perfect home seasons.
- The Huskers are 555-167-20 all-time in Lincoln (.761 in 131 years). Nebraska is 428-144-13 in Memorial Stadium (.743 in 99 years dating back to 1923).
- The Huskers are 49-10 all-time in Memorial Stadium night games.

CHARTING THE HUSKERS

CONSECUTIVE HOME SELLOUTS

RK.	SCHOOL	SELLOUTS
1.	Nebraska	386
2.	Oklahoma	142

NATIONAL TITLES SINCE 1970

RK.	SCHOOL	TITLES
1.	Alabama	12
2.	Nebraska	5
	Miami	5

WINS SINCE 1970

RK.	SCHOOL	WINS
1.	Oklahoma	497
2.	Ohio State	496
3.	Alabama	486
4.	Nebraska	477
5.	Michigan	466

WINS THE LAST 50 SEASONS

RK.	SCHOOL	WINS
1.	Ohio State	472
	Alabama	472
3.	Oklahoma	468
4.	Nebraska	444
5.	Georgia	440

9-WIN SEASONS

RK.	SCHOOL	SEASONS
1.	Alabama	52
2.	Nebraska	50
3.	Oklahoma	49

10-WIN SEASONS

RK.	SCHOOL	SEASONS
1.	Oklahoma	42
2.	Alabama	41
3.	Michigan	30
4.	Ohio State	29
5.	Nebraska	27

WEEKS RANKED IN AP POLL

RK.	SCHOOL	WEEKS
1.	Ohio State	958
2.	Michigan	895
3.	Oklahoma	881
4.	Notre Dame	850
5.	Alabama	849
6.	USC	795
7.	Texas	752
8.	Nebraska	730
9.	Penn State	672

WEEKS RANKED NO. 1 IN AP POLL

RK.	SCHOOL	WEEKS
1.	Alabama	139
2.	Ohio State	105
3.	Oklahoma	101
4.	Notre Dame	98
5.	USC	91
6.	Florida State	72
7.	Nebraska	70
8.	Miami	68

HOME OF THE HUSKERS



Memorial Stadium's history dates nearly 100 years. In the fall of 1922, a drive for \$430,000 in stadium construction funds was undertaken by faculty, students, alumni and friends of the University.

The stadium was named Memorial Stadium to honor all Nebraskans who served in the Civil and Spanish-American Wars; the 751 Nebraskans who died in World War I; the 3,839 in World War II; the 225 in Korea; the 422 in Vietnam; and those in Iraq.

Construction was completed in a few more than 90 working days and Memorial Stadium was dedicated on Oct. 20, 1923, at the Homecoming game in which Nebraska was held to a scoreless tie by Kansas.

The field at Memorial Stadium was named Tom Osborne Field - after the Huskers' legendary Hall-of-Fame coach - in 1998, one year after Osborne's retirement following 25 years and 255 victories as head coach.

TOP 10 HOME CROWDS

RK.	DATE	OPPONENT	ATT.
1.	Sept. 20, 2014	Miami	91,585
2.	Sept. 14, 2013	UCLA	91,471
3.	Aug. 30, 2014	Fla. Atlantic	91,441
4.	Nov. 29, 2013	Iowa	91,260
5.	Sept. 27, 2014	Illinois	91,225
6.	Nov. 22, 2014	Minnesota	91,186
7.	Aug. 31, 2013	Wyoming	91,185
8.	Nov. 2, 2013	Northwestern	91,140
9.	Nov. 1, 2014	Purdue	91,107
10.	Oct. 25, 2014	Rutgers	91,088

TOP 5 SEASON ATTENDANCE

RK.	YEAR	GAMES	TOTAL	AVG.
1.	2014	7	638,744	91,249
2.	2013	8	727,466	90,933
3.	2016	7	631,402	90,200
4.	2015	7	629,986	89,998
5.	2017	7	628,583	89,798

LONGEST HOME WIN STREAKS

RK.	BEGAN	ENDED	WINS
1.	Oct. 19, 1991	Oct. 31, 1998	47
2.	Sept. 28, 1901	Oct. 20, 1906	33
3.	Nov. 27, 1998	Nov. 2, 2002	26
4.	Sept. 27, 1969	Nov. 23, 1972	23
5.	Oct. 3, 1981	Nov. 17, 1984	21

All streaks at Memorial Stadium, except for the 33-game streak from 1901 to 1906.

2022 NEBRASKA SEASON NOTEBOOK

SCHEDULE NOTES

- Nebraska is scheduled to play three games against opponents who were ranked in the final 2021 AP poll. The Huskers played Oklahoma (10th) on Sept. 17, and take on Michigan (3rd) on Nov. 12 and Iowa (23rd) on Nov. 25.
- In addition to the three ranked opponents from last season, Nebraska will face Wisconsin, Minnesota and Purdue, who were all among the top four teams receiving votes outside of the top 25.

COACHING STAFF NOTES

- Nebraska's staff includes former Huskers **Mickey Joseph** (1987-91) and **Barrett Ruud** (2001-04), while **Donovan Raiola** is the younger brother of former Husker All-America center Dominic Raiola.
- Nebraska added five new coaches to its staff in 2022, including four to the offensive staff. **Mark Whipple** (offensive coordinator), **Bryan Applewhite** (running backs), **Mickey Joseph** (wide receivers) and **Donovan Raiola** (offensive line) are all in their first season at Nebraska. **Bill Busch** began the season as the Huskers' special teams coordinator, and moved to defensive coordinator after four games. He was a special teams analyst in 2021.
- Whipple was also a semifinalist for the Broyles Award in 2021, an award presented annually to the nation's top assistant coach. In addition to Whipple, while **Bill Busch** was named the National Defensive Backs Coach of the Year in 2012 at Utah State.

ROSTER NOTES

- Nebraska's roster features 151 players. A player's class reflects the fact that the 2020 season did not count as a year of eligibility.

HUSKER ROSTER CLASS BREAKDOWN

CLASS	TOTAL	% OF ROSTER
Freshmen	22	15%
Redshirt Freshmen	49	32%
Total Freshmen	71	47%
Sophomores	39	26%
Juniors	27	18%
Seniors	14	9%

- The Husker roster features 107 returning players and 44 newcomers. Nebraska returns a total of nine starters and 46 letterwinners.
- Nebraska has added 44 players - 22 transfers and 19 true freshmen - since the end of the 2021 season. Among the 22 transfers are 12 FBS transfers, six FCS transfers, three junior college players and one Division III transfer.
- The Huskers added a total of 11 first-year transfers with previous Power Five playing experience at: Alabama (2), Florida State (2), Texas (2), Arizona State, LSU, Oklahoma State, TCU and Texas Tech.
- NU's roster features players from 22 states and two foreign countries (Canada & Germany).
- Nebraska has had a letterwinner from 47 of the 50 states in its history, missing only Idaho, New Hampshire and Rhode Island.

- States with multiple players on the Huskers' 2022 roster include: Nebraska (63), Iowa (11), Georgia (10), Florida (8), Arizona (7), Texas (7), Louisiana (5), New Jersey (5), California (4), Kansas (4), Minnesota (4), Colorado (3), Michigan (3), Missouri (3), Alabama (2), Illinois (2), Oklahoma (2) and South Dakota (2).
- The states of Mississippi, Montana, South Carolina and Wisconsin are each represented with one player on Nebraska's 2022 roster.

ACADEMIC NOTES

- A total of 26 Huskers are playing the 2022 season as graduates, including players who earned their degree at another institution before transferring to Nebraska.

HUSKERS WHO HAVE EARNED DEGREES

» Hunter Anthony	» Oliver Martin
» Jake Archer	» Ochaun Mathis
» Broc Bando	» Eteva Mauga-Clements
» Brant Banks	» Brandon Moore
» Brody Belt	» Cade Mueller
» Timmy Bleekrode	» Garrett Nelson
» Ian Boerkircher	» Mosai Newsom
» Chancellor Brewington	» Caleb Tannor
» Colton Feist	» Casey Thompson
» Nick Henrich	» Travis Vokolek
» Trent Hixson	» Brady Weas
» Chris Kolarevic	» Kevin Williams Jr.
» Wyatt Liewer	» Stephon Wynn Jr.

COLLEGE FB HALL OF FAME

Nebraska All-American and Outland Trophy winner **Zach Wiegert** is one of 21 individuals who will make up the 2022 College Football Hall of Fame Class, including 18 players and three coaches.

Wiegert is the 20th Nebraska player to earn induction into the College Hall of Fame. Nebraska is one of 12 programs nationally with 20 or more players in the College Football Hall of Fame. Wiegert is the seventh Nebraska offensive lineman to join the College Football Hall of Fame. Overall, Nebraska has 26 members of the Hall, including six coaches. Wiegert is the eighth Husker inducted in the past 16 classes, most recently Eric Crouch, who was part of the 2020 class.

The 2022 College Football Hall of Fame Class will be officially inducted at the 64th NFF Annual Awards Dinner on Dec. 6.

Wiegert was a 1994 unanimous first-team All-American and is one of eight Huskers to win the Outland Trophy. He helped lead the Huskers to the 1994 national championship after NU played in the 1993 title game. The Huskers averaged 340 rushing yards per game, and Wiegert led NU with 113 pancake blocks. The leader of the famed 'Nebraska Pipeline' Wiegert earned one first-place vote for the Heisman. In addition to winning the Outland, he was a finalist for the Lombardi Award, a consensus All-American, the UPI Lineman of the Year and the Touchdown Club of Columbus Offensive Lineman of the Year. His No. 72 jersey was retired before the 1995 season.

INTERIM HEAD COACH



MICKEY JOSEPH

- Interim Head Coach
- 2-2 Record at Nebraska
- 3rd Season as a Head Coach
- 15-9 Career Record

Former Husker quarterback Mickey Joseph was named Nebraska's interim head coach on Sept. 11, 2022. He had served as the Huskers' associate head coach, wide receivers coach and passing game coordinator in the first three games of the season. Joseph owns previous experience as a collegiate head coach, leading Langston (Okla.) University to a 13-7 record in two seasons from 2011-12.

Joseph is the third interim head coach to lead the Huskers, joining Bo Pelini (2003 Alamo Bowl win over Michigan State) and Barney Cotton (2014 Holiday Bowl loss to USC).

NEBRASKA (2022)

» Interim Head Coach (Since Sept. 11)

LSU (2017-21)

» Assistant Head Coach (WR) (2020-21)
» Assistant Coach (WR) (2017-19)

LOUISIANA TECH (2016)

» Assistant Coach (RB)

GRAMBLING STATE (2014-15)

» Assistant Coach (WR)/Special Teams Coord.

ALCORN STATE (2013)

» Assistant Head Coach (WR)/
Special Teams Coordinator

LANGSTON (OKLA.) UNIVERSITY (2008-12)

» Head Coach (2011-12)
» Assistant Coach (2008-10)

DESIRE STREET (LA.) ACADEMY (2006-08)

» Head Coach/Athletic Director

CENTRAL OKLAHOMA (2004-05)

» Assistant Coach (RB)

NICHOLLS STATE (2001-03)

» Assistant Coach (QB)

ALABAMA STATE (2000)

» Assistant Coach (WR)

TULANE (1999)

» Graduate Assistant

ARCHBISHOP SHAW (LA.) HS (1998)

» Assistant Coach (QB)

WAYNE STATE COLLEGE (1997)

» Assistant Coach (Run Game Coordinator)

OMAHA NORTH HS (1995-96)

» Assistant Coach (QB/WR)

NEBRASKA ASSISTANT COACHES



MARK WHIPPLE

OFFENSIVE COORDINATOR/ QUARTERBACKS

- 1st Season at Nebraska
- 40th Career Season
- 21 Years as a Head Coach

Whipple is a distinguished coach, winning a Division I-AA national championship as a head coach, a Super Bowl title as an NFL assistant and most recently an ACC title in 2021 as Pitt's offensive coordinator. The 1998 Division I-AA National Coach of the Year, Whipple has been an offensive coordinator at Power Five programs Miami, Nebraska and Pitt. In 2021, Pitt's offense ranked in the top 10 nationally in scoring, passing and total offense.



BRYAN APPLEWHITE

RUNNING BACKS

- 1st Season at Nebraska
- 24th Career Season

Applewhite has a history of producing outstanding running backs. At TCU in 2021, he coached two backs who posted top-five yards-per-carry averages in program history, and he also coached two of the four all-time leading rushers at Wyoming.



SEAN BECKTON

TIGHT ENDS

- 5th Season at Nebraska
- 27th Career Season

Beckton has developed NFL draft picks at three different positions: cornerback, wide receiver and tight end. In 2021, Nebraska's Austin Allen set Husker tight end records for receptions and receiving yards and was the Big Ten Tight End of the Year.



MIKE CASSANO

WIDE RECEIVERS

- 1st Season as Husker Assistant
- 5th Season at Nebraska

Cassano was named wide receivers coach after Mickey Joseph's appointment as interim head coach. Previously a Husker offensive analyst, Cassano owns more than 15 years of experience and was the running backs coach on UMass' 1998 Division I-AA national championship team.



DONOVAN RAIOLA

OFFENSIVE LINE

- 1st Season at Nebraska
- 11th Career Season

Before coming to Nebraska, Raiola spent four seasons in the National Football League, helping the Chicago Bears to a pair of playoff berths. As a player, Raiola was a three-time All-Big Ten selection at Wisconsin and went on to play six seasons in the NFL.



BILL BUSCH

DEFENSIVE COORDINATOR/ SAFETIES

- 1st Year at NU in Current Role
- 10th Season at NU Overall
- 33rd Career Season

A 2019 national champion at LSU, Busch is a veteran college assistant, with extensive defensive and special teams experience. Busch served as special teams coordinator for the first four games before being named defensive coordinator on Sept. 18. Busch is in his third coaching stint at Nebraska. Busch served as a Husker graduate assistant in the 1990s and as special teams coordinator from 2004 to 2007.



MIKE DAWSON

DEFENSIVE LINE / EDGE

- 3rd Year at NU in Current Role
- 4th Year at Nebraska Overall
- 24th Career Season

Dawson boasts four years of National Football League coaching experience, and he has also been a collegiate defensive coordinator. Dawson has experience coaching both defensive linemen and outside linebackers at both the college and NFL levels.



TRAVIS FISHER

CORNERBACKS

- 5th Season at Nebraska
- 10th Career Season

Following a nine-year NFL playing career, Fisher has coached 15 all-conference defensive backs the past six years, including 11 in his first four seasons at Nebraska. All four secondary starters were All-Big Ten in 2020 and three of the four starters were All-Big Ten in 2019 and 2021.



BARRETT RUUD

LINEBACKERS

- 5th Season at Nebraska
- 8th Career Season

Nebraska's all-time leading tackler, Ruud made 432 tackles at NU before totaling 657 tackles in his eight-year NFL career. Ruud pupils Luke Reimer and Nick Henrich entered 2022 as the nation's sixth-highest returning tackle duo after the pair combined for 207 tackles in 2021.



JOEY CONNORS

SPECIAL TEAMS

- Second Season on NU Staff
- Third Year as College Coach

Connors took over responsibility for the Nebraska special teams when Bill Busch assumed control of the Nebraska defense after four games. Connors has been a special teams quality control coach in 2021 and 2022. Connors was a UCF team captain in 2017 and 2018.

THE LAST TIME AN INDIVIDUAL...

OFFENSE

100 YARDS RUSHING

Nebraska: Anthony Grant (136), vs. Indiana (Oct. 1, 2022)
Opponent: Devin Mockobee (178), at Purdue (Oct. 15, 2022)

200 YARDS RUSHING

Nebraska: Ameer Abdullah (225), vs. Rutgers (Oct. 25, 2014)
Opponent: Braelon Allen (228), at Wisconsin (Nov. 20, 2021)

300 YARDS RUSHING

Nebraska: Roy Helu Jr. (307), vs. Missouri (Oct. 30, 2010)
Opponent: Melvin Gordon (408), at Wisconsin (Nov. 15, 2014)

4 RUSHING TOUCHDOWNS

Nebraska: Ameer Abdullah (4), at Northwestern (Oct. 18, 2014)
Opponent: Melvin Gordon (4), at Wisconsin (Nov. 15, 2014)

MORE THAN 4 RUSHING TOUCHDOWNS

Nebraska: Calvin Jones (6), at Kansas (Nov. 9, 1991)
Opponent: Chris Brown (6), at Colorado (Nov. 23, 2001)

300 YARDS PASSING

Nebraska: Casey Thompson (354), at Purdue (Oct. 15, 2022)
Opponent: Aidan O'Connell (391), at Purdue (Oct. 15, 2022)

400 YARDS PASSING

Nebraska: Tanner Lee, at Purdue (431), Oct. 28, 2017
Opponent: Kyle Vanstrece (409), Georgia Southern (Sept. 10, 2022)

500 YARDS PASSING

Nebraska: Joe Ganz (510), vs. Kansas State (Nov. 10, 2007)
Opponent: Tim Rattay (590), Louisiana Tech (Aug. 29, 1998)

30 COMPLETIONS

Nebraska: Tanner Lee (32), at Purdue (Oct. 28, 2017)
Opponent: Aidan O'Connell (35), at Purdue (Oct. 15, 2022)

40 COMPLETIONS

Nebraska: Never Happened
Opponent: Clayton Thorson (41), at Northwestern (Oct. 13, 2018)

4 PASSING TOUCHDOWNS

Nebraska: Ryker Fyfe (4), at Purdue (Oct. 31, 2015)
Opponent: Aidan O'Connell (4), at Purdue (Oct. 15, 2022)

MORE THAN 4 PASSING TOUCHDOWNS

Nebraska: Joe Ganz (7), vs. Kansas St. (Nov. 10, 2007)
Opponent: J.T. Barrett (5), Ohio State, Oct. 14, 2017

TD PASS BY A NON-QUARTERBACK

Nebraska: De'Mornay Pierson-El (WR), at Northwestern (Oct. 18, 2014)
Opponent: Brayden Willis (TE), vs. Oklahoma Missouri (Sept. 17, 2022)

10 RECEPTIONS

Nebraska: Trey Palmer (10), vs. Oklahoma (Sept. 17, 2022)
Opponent: Charlie Jones (12), at Purdue (Oct. 15, 2022)

100 RECEIVING YARDS

Nebraska: Trey Palmer (237), at Purdue (Oct. 15, 2022)
Opponent: Charlie Jones (132), at Purdue (Oct. 15, 2022)

200 RECEIVING YARDS

Nebraska: Trey Palmer (237), at Purdue (Oct. 15, 2022)
Opponent: Jaxon Smith-Njigba (240), vs. Ohio State (Nov. 6, 2021)

3 RECEIVING TOUCHDOWNS

Nebraska: Brandon Kinnie (3), at Oklahoma State (Oct. 23, 2010)
Opponent: Dezmon Briscoe (3), at Kansas (Nov. 3, 2007)

500 TOTAL OFFENSE YARDS

Nebraska: Joe Ganz (521), at Colorado (Nov. 23, 2007)
Opponent: Tim Rattay (568), Louisiana Tech (Aug. 29, 1998)

LONG OFFENSIVE PLAYS

60-69 YARD RUN

Nebraska: Trey Palmer (60), at Purdue (Oct. 15, 2022)
Opponent: Dillon Gabriel (61), vs. Oklahoma (Sept. 17, 2022)

70-79 YARD RUN

Nebraska: Adrian Martinez (71), vs. Buffalo (Sept. 11, 2021)
Opponent: Braelon Allen (71, TD), at Wisconsin (Nov. 20, 2021)

80-89 YARD RUN

Nebraska: Zavier Betts (83, TD), vs. Northwestern (Oct. 2, 2021)
Opponent: Jonathan Taylor (88, TD), at Wisconsin (Oct. 6, 2018)

90-99 YARD RUN

Nebraska: Taylor Martinez (92, TD), at UCLA (Sept. 8, 2012)
Opponent: Eli Roberson (91, TD), Kansas St. (Nov. 16, 2002)

60-69 YARD PASS

Nebraska: Thompson to Palmer (64), at Purdue (Oct. 15, 2022)
Opponent: Morgan to Autman-Bell (69), Minnesota (Oct. 20, 2018)

70-79 YARD PASS

Nebraska: Thompson to Palmer (72, TD), at Purdue (Oct. 15, 2022)
Opponent: Stroud to Smith-Njigba (75), vs. Ohio St. (Nov. 6, 2021)

80-89 YARD PASS

Nebraska: Lee to Morgan Jr. (80, TD), vs. Wisconsin (Oct. 7, 2017)
Opponent: Plummer to Bell (89, TD), at Purdue (Dec. 5, 2020)

90-99 YARD PASS

Nebraska: Armstrong Jr. to Enunwa (99, TD), vs. Georgia (Jan. 1, 2014)
Opponent: Montez to Nixon (96, TD), at Colorado (Sept. 7, 2019)

DEFENSE

15 TACKLES

Nebraska: Luke Reimer (15), vs. Northwestern (Aug. 27, 2022)
Opponent: Jack Campbell (16), vs. Iowa (Nov. 26, 2021)

20 TACKLES

Nebraska: Lee Kunz (23), at Oklahoma (Nov. 25, 1977)
Opponent: Ryan Greenhagen (31), Fordham (Sept. 4, 2021)*
 *-opponent school record

3.0 OR MORE SACKS

Nebraska: Randy Gregory (3.0), at Michigan (Nov. 9, 2013)
Opponent: Mustaf Johnson (3.0), at Colorado (Sept. 7, 2019)

5 OR MORE TFLs

Nebraska: Cianté Evans (5), vs. Northwestern (Nov. 2, 2013)
Opponent: A.J. Epenesa (5), Iowa (Nov. 29, 2019)

5 PASS BREAKUPS

Nebraska: Dicaprio Bootle (5), at Michigan (Sept. 22, 2018)
Opponent: Never Happened

2 INTERCEPTIONS

Nebraska: Marques Buford Jr. (2), vs. Georgia Southern (Sept. 10, 2022)
Opponent: Collin Wilder (2), at Wisconsin (Nov. 20, 2021)

MORE THAN 2 INTERCEPTIONS

Nebraska: Matt O'Hanlon (3), vs. Oklahoma (Nov. 7, 2009)
Opponent: Anthony Brown (3), at Purdue (Oct. 31, 2015)

RETURNED AN INTERCEPTION FOR A TOUCHDOWN

Nebraska: Cam Taylor-Britt (38 yds), vs. Iowa (Nov. 29, 2019)
Opponent: Jalen Graham (45 yards), Purdue (Oct. 30, 2021)

RETURNED A FUMBLE FOR A TOUCHDOWN

Nebraska: Deontai Williams (26 yards) vs. Penn State (Nov. 14, 2020)
Opponent: Myles Jackson (0 yards), Indiana (Oct. 1, 2022)

SPECIAL TEAMS

PUNT RETURN TOUCHDOWN

Nebraska: JD Spielman (76 yds), vs. South Alabama (Aug. 31, 2019)
Opponent: Jayden Reed (62 yards), at Michigan State (Sept. 25, 2021)

KICKOFF RETURN TOUCHDOWN

Nebraska: JD Spielman (99 yds), vs. Arkansas St. (Sept. 2, 2017)
Opponent: Stephen Bracey (91 yards), at Wisconsin (Nov. 20, 2021)

BLOCKED PUNT

Nebraska: Phalen Sanford (1), at Purdue (Oct. 15, 2022)
Opponent: Max Melton (1), vs. Rutgers (Oct. 7, 2022)

BLOCKED PUNT RETURNED FOR TOUCHDOWN

Nebraska: Malcolm Hartzog (30 yards), vs. Indiana (Oct. 1, 2022)
Opponent: Kyle Fisher (14 yds), vs. Iowa (Nov. 26, 2021)

THE LAST TIME A TEAM...

OFFENSE

300 YARDS RUSHING

Nebraska: vs. Northwestern, Oct. 2, 2021 (427)
Opponent: vs. Oklahoma, Sept. 17, 2022 (312)

400 YARDS RUSHING

Nebraska: vs. Northwestern, Oct. 2, 2021 (427)
Opponent: at Minnesota, Nov. 11, 2017 (409)

500 YARDS RUSHING

Nebraska: at Baylor, Oct. 13, 2001 (641)
Opponent: at Wisconsin, Nov. 15, 2014 (581)

300 YARDS PASSING

Nebraska: at Purdue, Oct. 15, 2022 (354)
Opponent: at Purdue, Oct. 15, 2022 (391)

400 YARDS PASSING

Nebraska: at Wisconsin, Oct. 6, 2018 (407)
Opponent: vs. Georgia Southern, Sept. 10, 2022 (409)

500 YARDS PASSING

Nebraska: vs. Kansas State, Nov. 10, 2007 (519)
Opponent: Louisiana Tech, Aug. 29, 1998 (590)

600 YARDS OF OFFENSE

Nebraska: vs. Northwestern, Oct. 2, 2021 (657)
Opponent: at Purdue, Oct. 15, 2022 (606)

700 YARDS OF OFFENSE

Nebraska: vs. Florida Atlantic, Aug. 30, 2014 (784 yards)
Opponent: Never accomplished

50 POINTS

Nebraska: vs. Northwestern, Oct. 2, 2021 (Nebraska won, 56-7)
Opponent: Ohio State, Oct. 24, 2020 (Ohio State won 52-17)

60 POINTS

Nebraska: vs. Idaho State, Sept. 22, 2012 (Nebraska won, 73-7)
Opponent: at Ohio State, Nov. 5, 2016 (Ohio State won 62-3)

TWO 100-YARD RUSHERS

Nebraska: at Rutgers, Dec. 18, 2020 (Mills, Martinez)
Opponent: Illinois, Nov. 21, 2020 (Epstein, Brown)

THREE 100-YARD RUSHERS

Nebraska: vs. Minnesota, Oct. 20, 2018 (Ozigbo, Martinez, Washington)
Opponent: Wisconsin, Dec. 1, 2012 (Gordon, Ball, White)

TWO 100-YARD RECEIVERS

Nebraska: at Wisconsin, Nov. 20, 2021 (Allen, Toure)
Opponent: Ohio State, Oct. 24, 2020 (Wilson, Olave)

BLOCKED PUNT FOR A SAFETY

Nebraska: Marquel Dismuke (1) vs. Illinois (Nov. 10, 2018)
Opponent: Keandre Jones (1), Ohio St. (Nov. 3, 2018)

BLOCKED FIELD GOAL

Nebraska: Cam Taylor-Britt (1), at Michigan State (Sept. 25, 2021)
Opponent: Jalen McKie (1) & Antonio Jones-Davis (1), No. Ill. (Sept. 14, 2019)

BLOCKED FG RETURNED FOR TOUCHDOWN

Nebraska: Nathan Gerry (85 yds) vs. Minnesota (Nov. 22, 2014)
Opponent: Never Happened

DEFENSE

POSTED A SHUTOUT

Nebraska: vs. Arizona, Dec. 30, 2009 (33-0)
Opponent: Arizona State, Sept. 21, 1996 (19-0)

RECORDED A DEFENSIVE SAFETY

Nebraska: vs. Arizona, Dec. 30, 2009 (33-0)
Opponent: Minnesota, Oct. 16, 2021 (23-30)

2 DEFENSIVE TOUCHDOWNS

Nebraska: vs. South Alabama, Aug. 31, 2019 (1 IR, 1 fumble return)
Opponent: Northern Illinois, Sept. 16, 2017 (2 interception returns)

4 INTERCEPTIONS

Nebraska: vs. Wyoming, Sept. 10, 2016 (5)
Opponent: Purdue, Oct. 30, 2021 (4)

15 TFLs

Nebraska: at Michigan, Nov. 9, 2013 (16)
Opponent: vs. Oklahoma, Dec. 4, 2010 (17)

7 OR MORE SACKS

Nebraska: vs. Colorado, Sept. 8, 2018 (7)
Opponent: at Michigan State, Sept. 25, 2021 (7)

15 PASS BREAKUPS

Nebraska: Kansas, Oct. 2, 2004 (17)
Opponent: Never Happened

MISCELLANEOUS

SAFETY OF ANY KIND

Nebraska: Blocked Punt vs. Illinois (Nov. 10, 2018)
Opponent: Sack in End Zone by Minnesota (Oct. 16, 2021)

WAS NOT PENALIZED

Nebraska: vs. Maine, Sept. 3, 2005
Opponent: Iowa, Sept. 4, 1999

OVERCAME A HALFTIME DEFICIT TO WIN

Nebraska: at Rutgers, Oct. 7, 2022 (trailed, 13-0, won 14-13)
Opponent: Purdue, Oct. 30, 2021 (trailed, 17-14, won 28-23)

WON WHEN TRAILING AFTER 3 QUARTERS

Nebraska: at Rutgers, Oct. 7, 2022 (trailed 13-7, won 14-13)
Opponent: Northwestern, Aug. 27, 2022 (trailed 28-24, won 31-28)

OVERTIME GAME

at Michigan State, Sept. 25, 2021 (Michigan State won, 23-20)

NEBRASKA OVERTIME WIN

at Iowa, Nov. 28, 2014 (Nebraska won 37-34)

NUMERICAL ROSTER
2022 NEBRASKA FOOTBALL ROSTER

NO.	NAME	POS.	NO.	NAME	POS.	HT.	WT.	YR.	HOMETOWN (HIGH SCHOOL/COLLEGE)
0	Jake Appleget	EDGE	9	Allen, Ajay	RB	5-11	185	Fr.	Monroe, La. (Neville)
0	Jaquez Yant	RB	47	Androff, Chase	TE	6-6	235	Fr.	Lakeville, Minn. (South)
1	Marques Buford Jr.	DB	77	Anthony, Hunter	OL	6-6	325	Jr.	Tuttle, Okla. (Tuttle/Oklahoma State)
1	Decoldest Crawford	WR	0	Appleget, Jake	EDGE	6-4	220	Fr.	Lincoln, Neb. (Southeast)
2	Tommi Hill	WR	53	Archer, Jake	LB	6-1	200	Jr.	Omaha, Neb. (Skutt Catholic)
2	Caleb Tannor	EDGE	73	Bando, Broc	OL	6-5	295	Sr.	Lincoln, Neb. (IMG Academy)
3	Cooper Hausmann	QB	74	Banks, Brant	OL	6-8	300	So.	Houston, Texas (Westbury Christian)
3	Trey Palmer	WR	32	Belt, Brody	WR	5-9	185	Jr.	Omaha, Neb. (Millard West)
4	Alante Brown	WR	54	Benhart, Bryce	OL	6-9	315	So.	Lakeville, Minn. (Lakeville North)
5	Omar Manning	WR	96	Black, Marquis	DL	6-3	300	RFr.	McDonough, Ga. (Eagle's Landing Christian Academy)
5	Eteva Mauga-Clements	LB	38	Bleekrode, Timmy	PK	5-8	185	So.	Atlanta, Ga. (Marist/Furman)
6	Quinton Newsome	DB	58	Boerkircher, Ian	OL	6-6	285	Jr.	Aurora, Neb. (Aurora/Nebraska-Kearney)
6	Chubba Purdy	QB	49	Boerkircher, Nate	TE	6-5	230	RFr.	Aurora, Neb. (Aurora)
7	Tamon Lylum	DB	12	Bonner, Janiran	WR	6-3	200	Fr.	Ellenwood, Ga. (Cedar Grove)
7	Mikey Pauley	QB	43	Booker III, Michael	DB	6-1	195	RFr.	Grand Prairie, Texas (South Grand Prairie)
7	Marcus Washington	WR	35	Branch, Derek	DB	5-11	180	RFr.	Lincoln, Neb. (Southeast)
8	Myles Farmer	DB	26	Bretz, Koby	DB	6-2	210	RFr.	Omaha, Neb. (Westside)
8	Logan Smothers	QB	82	Brewington, Chancellor	TE	6-3	220	Sr.	Chandler, Ariz. (Hamilton/Northern Arizona)
9	Ajay Allen	RB	4	Brown, Allante	WR	5-11	190	So.	Chicago, Ill. (Simeon/St. Thomas More [Conn.] Prep)
9	DeShon Singleton	DB	41	Brown, Elliott	WR	6-1	175	RFr.	Omaha, Neb. (Elkhorn South)
10	Jimari Butler	EDGE	12	Brown, Omar	NICK	6-1	195	Jr.	Minneapolis, Minn. (North/Northern Iowa)
10	Anthony Grant	RB	63	Buckley, Ru'Quan	DL	6-6	290	RFr.	Wyoming, Mich. (Godwin Heights)
10	Heinrich Haarberg	QB	46	Buda, Grant	NICK	6-0	205	RFr.	Lincoln, Neb. (Southwest)
11	Braxton Clark	DB	1	Buford Jr., Marques	DB	5-11	190	So.	DeSoto, Texas
11	Casey Thompson	QB	84	Bullock, Alex	WR	6-2	195	RFr.	(Trinity Christian/St. Thomas More [Conn.] Prep)
12	Janiran Bonner	WR	35	Bullock, John	NICK	6-0	210	So.	Omaha, Neb. (Creighton Prep)
12	Omar Brown	NICK	95	Buschini, Brian	P	6-1	225	So.	Helena, Mont. (Capital/Montana)
13	Kamonte Grimes	WR	10	Butler, Jimari	EDGE	6-5	245	RFr.	Mobile, Ala. (Murphy)
13	Malcolm Hartzog	DB	81	Carnie, James	TE	6-5	225	RFr.	Roca, Neb. (Norris)
14	Mikai Gbayor	LB	11	Clark, Braxton	DB	6-4	195	Jr.	Orlando, Fla. (Dr. Phillips)
14	Rahmir Johnson	RB	36	Closman, Blake	DB	5-10	175	RFr.	Elkhorn, Neb. (Millard North)
15	Ernest Hausmann	LB	79	Conn, Alex	OL	6-6	310	RFr.	Derby, Kan. (Derby)
15	Richard Torres	QB	36	Contreras, Chase	PK	6-1	185	Jr.	Missouri Valley, Iowa
16	Jarrett Synek	QB	69	Corcoran, Turner	OL	6-6	300	So.	(Missouri Valley/Iowa Western CC)
16	Zach Weinmaster	WR	1	Crawford, Decoldest	WR	6-0	180	Fr.	Lawrence, Kan. (Free State)
17	Ty Hahn	WR	95	Detlefsen, Grant	P	6-3	220	So.	Shreveport, La. (Green Oaks)
17	Tyreke Johnson	DB	91	Drew, Devin	DL	6-2	280	Sr.	Lincoln, Neb. (Southeast)
17	Jalil Martin	DB	22	Ervin Jr., Gabe	RB	6-0	215	RFr.	Kansas City, Mo.
18	Jaeden Gould	DB	51	Evans-Jenkins, Justin	OL	6-1	290	Fr.	(Raytown Senior/Iowa Western CC/Texas Tech)
18	Matt Masker	QB	8	Farmer, Myles	DB	6-3	200	So.	Buford, Ga. (Buford)
18	Gage Stenger	NICK	82	Feist, Colton	DL	6-2	275	Fr.	East Orange, N.J. (Irvington)
19	Seth Malcom	LB	24	Fidone II, Thomas	TE	6-6	235	So.	Atlanta, Ga. (Westlake)
19	Barron Miles Jr.	WR	92	Franke, Brendan	PK	6-1	240	Jr.	Yutan, Neb. (Yutan)
19	Kaine Williams	DB	14	Gbayor, Mikai	LB	6-2	220	RFr.	Council Bluffs, Iowa (Lewis Central)
21	Emmett Johnson	RB	23	Gifford, Isaac	NICK	6-1	200	So.	Gretna, Neb. (Gretna/Morningside)
21	Noa Pola-Gates	DB	46	Goodwin, John	TE	6-3	235	So.	Irvington, N.J. (Irvington)
22	Gabe Ervin Jr.	RB	18	Gould, Jaeden	DB	6-2	200	Fr.	Lincoln, Neb. (Southeast)
23	Isaac Gifford	NICK	10	Grant, Anthony	RB	5-11	200	Jr.	Somerset, N.J. (Bergen Catholic)
24	Brandon Moore	DB	13	Grimes, Kamonte	WR	6-3	200	RFr.	Buford, Ga. (Buford/Florida State/New Mexico Military Institute)
24	Thomas Fidone II	TE	97	Gunnerson, Blaise	EDGE	6-6	250	RFr.	Naples, Fla. (Palmetto Ridge)
24	Charlie Weinrich	PK	10	Haarberg, Heinrich	QB	6-5	210	RFr.	Carroll, Iowa (Kumemper Catholic)
25	Javier Morton	DB	17	Hahn, Ty	WR	6-2	195	RFr.	Kearney, Neb. (Catholic)
26	Koby Bretz	DB	80	Hardy II, Shawn	WR	6-3	190	RFr.	Johnson, Neb. (Johnson-Brock)
26	Roman Mangini	WR	37	Harris, Isaiah	RB	5-8	185	RFr.	Kingsland, Ga. (Camden County)
28	Luke Reimer	LB	13	Hartzog, Malcolm	DB	5-9	170	Fr.	Omaha, Neb. (Millard South)
28	Matthew Schuster	RB	29	Hausmann, Ashton	DB	5-11	210	RFr.	Silver Creek, Miss. (Jefferson Davis County)
29	Ashton Hausmann	DB	3	Hausmann, Cooper	QB	5-10	180	Fr.	Roca, Neb. (Norris)
30	Randolph Kpai	LB	15	Hausmann, Ernest	LB	6-2	220	Fr.	Roca, Neb. (Norris)
31	Chris Kolarevic	LB	93	Heins, Gabe	PK	6-0	180	So.	Columbus, Neb. (Columbus)
32	Brody Belt	WR	42	Henrich, Nick	LB	6-3	225	So.	Kearney, Neb. (Kearney)
32	Ochaun Mathis	EDGE	80	Herbek, Jacob	DL	6-5	260	So.	Omaha, Neb. (Burke)
33	Javin Wright	NICK	87	Hickman, Chris	TE	6-5	215	So.	Grand Island, Neb. (Central Catholic)
34	Simon Otte	EDGE	2	Hill, Tommi	WR	6-0	200	So.	Omaha, Neb. (Burke)
34	Beau Psencik	RB	75	Hixson, Trent	OL	6-4	305	So.	Orlando, Fla. (Edgewater/Arizona State)
35	Derek Branch	DB	90	Hohl, Jacob	P	6-2	215	So.	Omaha, Neb. (Skutt Catholic)
35	John Bullock	NICK	50	Hoskinson, Sam	OL	6-1	240	RFr.	Lincoln, Neb. (Southwest/Nebraska Wesleyan)
36	Blake Closman	DB	72	Hutmacher, Nash	DL	6-4	330	So.	Omaha, Neb. (Elkhorn South)
36	Chase Contreras	PK	29	Jewett, Cooper	RB	5-10	180	So.	Oacoma, S.D. (Chamberlain)
36	Taveon Thompson	WR	21	Johnson, Emmett	RB	5-11	190	Fr.	Omaha, Neb. (Elkhorn South)
37	Isaiah Harris	RB	14	Johnson, Rahmir	RB	5-10	185	So.	Minneapolis, Minn. (Academy of Holy Angels)
37	Phalen Sanford	DB	17	Johnson, Tyreke	DB	6-1	180	Jr.	Oradell, N.J. (Bergen Catholic)
38	Timmy Bleekrode	PK	88	Jones Jr., Victor	WR	6-1	195	Fr.	Jacksonville, Fla.
40	Darius Moore	DB	51	Klover, Braden	EDGE	6-2	225	RFr.	(Trinity Christian Academy/Ohio State)
			31	Kolarevic, Chris	LB	6-1	225	Fr.	Orlando, Fla. (Olympia)
			30	Kpai, Randolph	LB	6-3	205	RFr.	Wymore, Neb. (Southern)
			85	Liewer, Wyatt	WR	6-4	190	Jr.	Traverse City, Mich. (Saint Francis/Northern Iowa)
			41	Lilienkamp, Christian	DB	6-0	200	RFr.	Sioux Falls, S.D. (Washington)
			99	Lindenmeyer, Luke	TE	6-4	250	Fr.	O'Neill, Neb. (O'Neill)
			35	Luben, Trevin	RB	5-11	195	RFr.	Bellevue, Neb. (Bellevue West)
			59	Lutovsky, Henry	OL	6-6	310	RFr.	La Vista, Neb. (Papillion-La Vista)
			77	Lynn, Michael	OL	6-6	295	So.	Wahoo, Neb. (Wahoo)
			7	Lylum, Tamon	DB	6-2	180	RFr.	Crawfordsville, Iowa (Mount Pleasant)
			19	Malcom, Seth	LB	6-4	215	RFr.	Greenwood Village, Colo. (Cherry Creek)
			67	Mancino, Joey	OL	6-3	280	RFr.	Orlando, Fla. (Evans)
			26	Mangini, Roman	WR	5-9	150	Fr.	Tabor, Iowa (Fremont-Mills)
									Holmdel, N.J. (Holmdel)
									Mesa, Ariz. (Desert Ridge)

5	Manning, Omar	WR	6-4	225	Sr.	Lancaster, Texas (Lancaster/TCU/Kilgore College)
17	Martin, Jaiil	DB	6-2	165	Fr.	Chicago, Ill. (Kenwood Academy)
89	Martin, Oliver	WR	6-1	200	Sr.	Coralville, Iowa (Iowa City West/Michigan/Iowa)
18	Masker, Matt	QB	6-2	220	Jr.	Kearney, Neb. (Kearney Catholic)
32	Mathis, Ochaun	EDGE	6-5	260	Jr.	Manor, Texas (Manor/TCU)
5	Mauga-Clements, Eteva	LB	6-1	220	Sr.	Pleasant Hill, Calif. (College Park/Diablo Valley CC)
70	Menning, Keegan	OL	6-6	325	RFr.	Fremont, Neb. (Fremont)
48	Meyersick, Evan	TE	6-5	195	RFr.	Omaha, Neb. (Millard West)
19	Miles Jr., Barron	WR	5-10	180	RFr.	Montreal, Quebec, Canada (Chandler [Ariz.])
45	Miller, Blake	DB	6-1	195	Fr.	Nebraska City, Neb. (Lourdes Central Catholic)
66	Miller, Ezra	OL	6-6	310	So.	Holstein, Iowa (Ridge View/Iowa)
24	Moore, Brandon	DB	6-0	190	Sr.	Sanford, Fla. (Seminole/UCF/Florida State)
40	Moore, Darius	DB	6-1	185	Sr.	Tiffin, Iowa (Clear Creek Amana/Iowa Western CC)
25	Morton, Javier	DB	6-2	195	So.	Atlanta, Ga. (Stephenson/Garden City [Kan.] CC)
53	Moses, Riley	OL	6-2	290	So.	Fairmont, Neb. (Fillmore Central)
44	Newton, Garrett	EDGE	6-4	245	Jr.	Scottsbluff, Neb. (Scottsbluff)
52	Newsom, Mosai	DL	6-5	285	So.	Waverly, Iowa (Waverly-Shell Rock)
6	Newsome, Quinton	DB	6-1	180	Jr.	Suwanee, Ga. (North Gwinnett)
63	Nouili, Nouredin	OL	6-4	315	Jr.	Frankfurt, Germany (Norris/Colorado State)
34	Otte, Simon	EDGE	6-2	205	Jr.	York, Neb. (York)
3	Palmer, Trey	WR	6-1	190	Jr.	Kentwood, La. (Kentwood/LSU)
79	Pankratz, Spencer	PK	6-1	200	RFr.	Highlands Ranch, Colo. (Valor Christian/Furman)
61	Parrott, Dylan	OL	6-5	340	Fr.	Eldridge, Iowa (North Scott)
7	Pauley, Mikey	QB	6-3	195	Fr.	Overland Park, Kan. (Blue Valley Northwest)
91	Pieper, Cameron	LS	6-4	250	Jr.	Lincoln, Neb. (Southwest)
57	Piper, Ethan	OL	6-2	295	So.	Norfolk, Neb. (Norfolk Catholic)
21	Pola-Gates, Noa	DB	6-0	180	So.	Gilbert, Ariz. (Williams Field)
65	Prochazka, Teddy	OL	6-10	320	So.	Elkhorn, Neb. (South)
34	Pscenic, Beau	RB	6-0	200	RFr.	Houston, Texas (Lutheran South Academy)
6	Purdy, Chubba	QB	6-2	210	RFr.	Queen Creek, Ariz. (Perry/Florida State)
28	Reimer, Luke	LB	6-1	225	Jr.	Lincoln, Neb. (North Star)
45	Robinson, Truitt	WR	6-0	185	RFr.	Gilbert, Ariz. (Higley)
99	Robinson, Ty	DL	6-6	310	So.	Gilbert, Ariz. (Higley)
86	Rollins, AJ	TE	6-6	220	RFr.	Omaha, Neb. (Creighton Prep)
37	Sanford, Phalen	DB	5-11	200	Jr.	Benkelman, Neb. (Dundy County-Stratton/Hastings College)
76	Schaller, Beau	OL	6-2	270	RFr.	Waukee, Iowa (Waukee)
54	Schommer, Ryan	EDGE	6-5	260	Jr.	Norfolk, Neb. (Norfolk)
28	Schuster, Matthew	RB	5-10	190	RFr.	Cozad, Neb. (Cozad/Ashland-Greenwood)
76	Simonson, Eli	OL	6-6	295	RFr.	Fremont, Neb. (Archbishop Bergan)
9	Singleton, DeShon	DB	6-3	205	So.	Amite, La. (St. Helena/Hutchinson [Kan.] CC)
8	Smothers, Logan	QB	6-2	190	So.	Muscle Shoals, Ala. (Muscle Shoals)
41	Snodgrass, Garrett	LB	6-3	220	So.	York, Neb. (York)
62	Stafursky, Noah	OL	6-4	325	So.	York, Neb. (York)
18	Stenger, Gage	NICK	6-2	190	Fr.	Omaha, Neb. (Millard South)
16	Synek, Jarrett	QB	6-0	200	RFr.	Hastings, Neb. (Hastings)
87	Tagalao, Brodie	TE	6-3	260	Fr.	Pittsburg, Calif. (De La Salle)
56	Tagge, Grant	LB	6-1	200	So.	Omaha, Neb. (Westside)
2	Tannor, Caleb	EDGE	6-3	220	Sr.	Stone Mountain, Ga. (Miller Grove)
11	Thompson, Casey	QB	6-0	195	Jr.	Oklahoma City, Okla. (Newcastle/Texas)
36	Thompson, Taveon	WR	6-4	205	RFr.	Lincoln, Neb. (Southeast)
15	Torres, Richard	QB	6-4	215	Fr.	San Antonio, Texas (Southside)
83	Vokolek, Travis	TE	6-7	260	Sr.	Springfield, Mo. (Kickapoo/Rutgers)
7	Washington, Marcus	WR	6-2	190	Jr.	St. Louis, Mo. (Trinity Catholic/Texas)
55	Weas, Brady	LS	6-2	250	Sr.	Whitefish Bay, Wis. (Whitefish Bay/Georgetown)
50	Weaver, Jaiilen	DL	6-8	345	RFr.	Antioch, Calif. (Antioch)
16	Weinmaster, Zach	WR	5-10	180	So.	Loveland, Colo. (Loveland)
24	Weinrich, Charlie	PK	5-11	200	Fr.	Leawood, Kan. (Blue Valley)
19	Williams, Kaine	DB	6-2	200	RFr.	Marrero, La. (John Ehret/Alabama)
78	Williams Jr., Kevin	OL	6-5	325	Sr.	Omaha, Neb. (North/Northern Colorado)
96	Witucki, Camden	LS	6-2	225	RFr.	Grand Blanc, Mich. (Grand Blanc Community)
33	Wright, Javin	NICK	6-5	215	So.	Chandler, Ariz. (Hamilton)
90	Wynn Jr., Stephon	DL	6-3	305	Jr.	Anderson, S.C. (IMG [Fla.] Academy/Alabama)
0	Yant, Jaquez	RB	6-2	235	So.	Tallahassee, Fla. (Amos P. Godby)
44	Young, Aiden	RB	5-9	175	RFr.	Omaha, Neb. (Elkhorn)

NUMERICAL ROSTER

41	Elliott Brown	WR
41	Christian Lilienkamp	DB
41	Garrett Snodgrass	LB
42	Nick Henrich	LB
43	Michael Booker III	DB
44	Garrett Nelson	EDGE
44	Aiden Young	RB
45	Blake Miller	DB
45	Truitt Robinson	WR
46	Grant Buda	NICK
46	John Goodwin	TE
47	Chase Androff	TE
48	Evan Meyersick	TE
49	Nate Boerkercher	TE
50	Sam Hoskinson	OL
50	Jaiilen Weaver	DL
51	Justin Evans-Jenkins	OL
51	Braden Klover	EDGE
52	Mosai Newsom	DL
53	Jake Archer	LB
53	Riley Moses	OL
54	Bryce Benhart	OL
54	Ryan Schommer	EDGE
55	Brady Weas	LS
56	Grant Tagge	LB
57	Ethan Piper	OL
58	Ian Boerkercher	OL
59	Henry Lutovsky	OL
61	Dylan Parrott	OL
62	Noah Stafursky	OL
63	Ru'Quan Buckley	DL
63	Nouredin Nouili	OL
65	Teddy Prochazka	OL
66	Ezra Miller	OL
67	Joey Mancino	OL
69	Turner Corcoran	OL
70	Keegan Menning	OL
72	Nash Hutmacher	DL
73	Broc Bando	OL
74	Brant Banks	OL
75	Trent Hixson	OL
76	Beau Schaller	OL
76	Eli Simonson	OL
77	Hunter Anthony	OL
77	Michael Lynn	OL
78	Kevin Williams Jr.	OL
79	Alex Conn	OL
79	Spencer Pankratz	PK
80	Shawn Hardy II	WR
80	Jacob Herbek	DL
81	James Carnie	TE
82	Chancellor Brewington	TE
82	Colton Feist	DL
83	Travis Vokolek	TE
84	Alex Bullock	WR
85	Wyatt Liewer	WR
86	AJ Rollins	TE
87	Chris Hickman	TE
87	Brodie Tagalao	TE
88	Victor Jones Jr.	WR
89	Oliver Martin	WR
90	Jacob Hohl	P
90	Stephon Wynn Jr.	DL
91	Devin Drew	DL
91	Cameron Pieper	LS
92	Brendan Franke	PK
93	Gabe Heins	PK
95	Brian Buschini	P
95	Grant Detlefsen	P
96	Marquis Black	DL
96	Camden Witucki	LS
97	Blaise Gunnerson	EDGE
99	Luke Lindenmeyer	TE
99	Ty Robinson	DL

PRONUNCIATION GUIDE

Marquis Black..... marr-KEESE
 Ian/Nate Boerkercher BORE-kurr-churr
 Janiran Bonner..... juh-NIGH-run
 Ru'Quan Buckley..... ROO-kwan
 Marques Buford Jr. marr-KEESE
 Brian Buschini boo-SHEEN-ee
 Jimari Butler jih-MAR-ee
 Blake Closman CLOSS-mun
 Colton Feist..... FEAST
 Thomas Fidone II fuh-DOAN-ee
 Brendan Franke..... frank-EE
 Mikai Gbayor..... BAY-er
 Jaeden Gould GHOU-L-d (like "ghoul")
 Kamonte Grimes..... kuh-MON-tay
 Heinrich Haarberg HINE-rick HARR-burg
 Ashton/Cooper/Ernest Hausmann ...HOUSE-munn
 Nick Henrich HEN-ritch
 Jacob Hohl HOLE
 Nash Hutmacher HUT-make-urr
 Chris Kolarevic kuh-LAR-vick

Randolph Kpai kuh-PIE
 Wyatt Liewer LEE-vurr
 Henry Lutovsky loo-TOV-skee
 Tamon Lynum..... tuh-MAWN
 Ochaun Mathis..... OH-shawn
 Eteva Mauga-Clements.... eh-TEE-vuh MAW-guh
 Mosai Newsom mo-SIGH
 Simon Otte..... OAT-ee
 Cameron Pieper..... PIPE-urr
 Teddy Prochazka..... pro-HAH-skuh
 Luke Reimer RHYME-urr
 Beau Schaller SHALL-urr
 Ryan Schommer SHOW-murr
 DeShon Singleton..... dee-SHAWN
 Jarrett Synek SIN-ick
 Travis Vokolek VOKE-oh-leck
 Brady Weas WEESE
 Charlie Weinrich..... WINE-rick
 Jaquez Yant..... jah-KWEZZ YANT

CAREER STARTS - OFFENSE

PLAYER	'17	'18	'19	'20	'21	'22	ALL
Benhart	-	-	-	8	10	6	24
Ke. Williams	0	8~	9~	0	2~	1	20
Vokolek	2	7	0	4	3	5	21
Hixson	-	-	12	0	2	7	21
Brewington	9*	10*	0	0	0	0	19
Corcoran	-	-	-	1	11	7	19
Thompson	-	0	0	0	10+	7	17
Nouili	-	-	-	7!	7	0	14
Washington	-	-	1+	0	7+	6	14
Piper	-	-	0	7	3	3	13
Palmer	-	-	0	0	5^	7	12
Martin	-	1\$	0	4	3	1	9
A. Brown	-	-	-	1	0	7	8
Johnson	-	-	0	0	7	0	7
Manning	-	-	-	0	7	0	7
Grant	-	0	-	-	-	7	7
Bando	0	0	0	0	0	6	6
Anthony	-	0	4@	1@	0	1	6
Liewer	-	0	0	0	4	1	5
Prochazka	-	-	-	-	2	3	5
Ervin Jr.	-	-	-	-	2	0	2
Boerkircher	-	-	0	0	0	1	2
Banks	-	-	0	0	1	0	1
Belt	-	0	0	0	1	0	1
Lutovsky	-	-	-	0	0	1	1
Purdy	-	-	-	1&	0	0	1
Smothers	-	-	-	0	1	0	1
Yant	-	-	-	0	1	0	1

*at FCS Northern Arizona; ~at FCS Northern Colo.;
!at Colorado State; +at Texas; \$at Michigan;
#at New Mexico State; @at Oklahoma State;
^at LSU; &at Florida State

CAREER STARTS - DEFENSE

PLAYER	'18	'19	'20	'21	'22	ALL
Mathis	0	12!	10!	12!	0	34
O. Brown	-	15*	7*	7*	0	29
Tannor	0	5	5	12	7	29
Nelson	-	0	8	12	7	27
Reimer	-	0	5	12	6	23
Newsome	-	0	1	12	7	20
Henrich	-	0	1	12	5	18
Robinson	-	0	7	4	7	18
Kolarevic	-	6*	9*	0	0	15
Drew	-	-	1#	11#	0	12
Farmer	-	0	1	4	7	12
Feist	0	0	0	0	7	7
Buford Jr.	-	-	-	0	7	7
Gifford	-	-	0	0	6	6
Hill	-	-	-	0	4	4
Hartzog	-	-	-	-	3	3
Hausmann	-	-	-	-	2	2
M.-Clements	-	-	0	0	1	1
Clark	0	1	0	0	0	1
Hutmacher	-	-	0	0	1	1

!at TCU; *at FCS Northern Iowa; #at Texas Tech

CAREER STARTS - SPECIAL TEAMS

PLAYER	'18	'19	'20	'21	'22	ALL
Bleekrode	-	0	7*	11*	7	25
Buschini	-	0	2#	13#	7	22
Contreraz	-	-	0	4	0	4

*at Furman; #at Montana

CONSECUTIVE STARTS (MIN. 15)

PLAYER, POSITION	STARTS
Garrett Nelson, Edge	27
Caleb Tannor, Edge	22
Quinton Newsome, Cornerback	19
Turner Corcoran, Offensive Line	18

OFFENSIVE DEPTH CHART

WR	3	Trey Palmer	6-1	190	Jr.	Kentwood, La.
	32	Brody Belt	5-9	185	Jr.	Omaha, Neb.
	-OR- 14	Rahmir Johnson	5-10	185	So.	Oradell, N.J.
LT	69	Turner Corcoran	6-6	300	So.	Lawrence, Kan.
	74	Brant Banks	6-8	300	So.	Houston, Texas
LG	57	Ethan Piper	6-2	295	So.	Norfolk, Neb.
	74	Brant Banks	6-8	300	So.	Houston, Texas
C	75	Trent Hixson	6-4	305	Sr.	Omaha, Neb.
	57	Ethan Piper	6-2	295	So.	Norfolk, Neb.
RG	73	Broc Bando	6-5	295	Sr.	Lincoln, Neb.
	-OR- 59	Henry Lutovsky	6-6	310	RFr.	Crawfordsville, Iowa
RT	54	Bryce Benhart	6-9	315	So.	Lakeville, Minn.
	-OR- 77	Hunter Anthony	6-6	325	Jr.	Tuttle, Okla.
TE	83	Travis Vokolek	6-7	260	Sr.	Springfield, Mo.
	49	Nate Boerkircher	6-5	230	RFr.	Aurora, Neb.
	-OR- 82	Chancellor Brewington	6-3	220	Sr.	Chandler, Ariz.
WR	86	AJ Rollins	6-6	220	RFr.	Omaha, Neb.
	7	Marcus Washington	6-2	190	Jr.	St. Louis, Mo.
	89	Oliver Martin	6-1	200	Sr.	Coralville, Iowa
WR	5	Omar Manning	6-4	225	Sr.	Lancaster, Texas
	4	Alante Brown	5-11	190	So.	Chicago, Ill.
	85	Wyatt Liewer	6-4	190	Jr.	O'Neill, Neb.
QB	2	Tommi Hill	6-0	200	So.	Orlando, Fla.
	11	Casey Thompson	6-0	195	Jr.	Oklahoma City, Okla.
	-OR- 6	Chubba Purdy	6-2	210	RFr.	Queen Creek, Ariz.
RB	-OR- 8	Logan Smothers	6-2	190	So.	Muscle Shoals, Ala.
	10	Anthony Grant	5-11	200	Jr.	Buford, Ga.
	0	Jaquez Yant	6-2	235	So.	Tallahassee, Fla.
RB	-OR- 14	Rahmir Johnson	5-10	185	So.	Oradell, N.J.
	-OR- 22	Gabe Ervin Jr.	6-0	215	RFr.	Buford, Ga.

DEFENSIVE DEPTH CHART

EDGE	44	Garrett Nelson	6-4	245	Jr.	Scottsbluff, Neb.
	97	Blaise Gunnerson	6-6	250	RFr.	Carroll, Iowa
DT	99	Ty Robinson	6-6	310	So.	Gilbert, Ariz.
	91	Devin Drew	6-2	280	Sr.	Kansas City, Mo.
	-OR- 72	Nash Hutmacher	6-4	330	So.	Oacoma, S.D.
DT	82	Colton Feist	6-2	275	Jr.	Yutan, Neb.
	90	Stephon Wynn Jr.	6-3	305	Jr.	Anderson, S.C.
EDGE	32	Ochaun Mathis	6-5	260	Jr.	Manor, Texas
	10	Jimari Butler	6-5	245	RFr.	Mobile, Ala.
SLB	2	Caleb Tannor	6-3	220	Sr.	Stone Mountain, Ga.
LB	28	Luke Reimer	6-1	225	Jr.	Lincoln, Neb.
	5	Eteva Mauga-Clements	6-1	220	Sr.	Pleasant Hill, Calif.
LB	31	Chris Kolarevic	6-1	225	Sr.	Traverse City, Mich.
	15	Ernest Hausmann	6-2	220	Fr.	Columbus, Neb.
NICK	23	Isaac Gifford	6-1	200	So.	Lincoln, Neb.
	12	Omar Brown	6-1	195	Jr.	Minneapolis, Minn.
	33	Javin Wright	6-5	215	So.	Chandler, Ariz.
CB	6	Quinton Newsome	6-1	180	Jr.	Suwanee, Ga.
	24	Brandon Moore	6-0	190	Sr.	Sanford, Fla.
CB	13	Malcolm Hartzog	5-9	170	Fr.	Silver Creek, Miss.
	11	Braxton Clark	6-4	195	Jr.	Orlando, Fla.
S	1	Marques Buford Jr.	5-11	190	So.	DeSoto, Texas
	37	Phalen Sanford	5-11	200	Jr.	Benkelman, Neb.
	-	21	Noa Pola-Gates	6-0	180	So.
S	8	Myles Farmer	6-3	200	So.	Atlanta, Ga.
	9	DeShon Singleton	6-3	205	So.	Amite, La.
	18	Jaeden Gould	6-2	200	Fr.	Somerset, N.J.

SPECIAL TEAMS DEPTH CHART

PK	38	Timmy Bleekrode	5-8	185	So.	Atlanta, Ga.
	24	Charlie Weinrich	5-11	200	Fr.	Leawood, Kan.
KO	92	Brendan Franke	6-1	240	So.	Gretna, Neb.
P/H	95	Brian Buschini	6-1	225	So.	Helena, Mont.
LS	(FG) 91	Cameron Pieper	6-4	250	Jr.	Lincoln, Neb.
	(P) 55	Brady Weas	6-2	250	Sr.	Whitefish Bay, Wis.
KR	2	Tommi Hill	6-0	200	So.	Orlando, Fla.
	10	Anthony Grant	5-11	200	Jr.	Buford, Ga.
	3	Trey Palmer	6-1	190	Jr.	Kentwood, La.
PR	16	Zach Weinmaster	5-10	180	So.	Loveland, Colo.
	3	Trey Palmer	6-1	190	Jr.	Kentwood, La.
	-OR- 89	Oliver Martin	6-1	200	Sr.	Coralville, Iowa



2022 NEBRASKA GAME-BY-GAME STARTERS

OFFENSIVE STARTING LINEUPS

OPPONENT	WR	WR	WR	TE	RT	RG	C	LG	LT	QB	RB	PK
Northwestern	Palmer	Washington	A. Brown	Liewer*	Benhart	Bando	Hixson	Corcoran	Prochazka	Thompson	Grant	Bleekrode
North Dakota	Palmer	Washington	A. Brown	N. Boerkircher	Benhart	Bando	Hixson	Corcoran	Prochazka	Thompson	Grant	Bleekrode
Ga. Southern	Palmer	Washington	A. Brown	N. Boerkircher	Benhart	Bando	Hixson	Corcoran	Prochazka	Thompson	Grant	Bleekrode
Oklahoma	Palmer	Washington	A. Brown	Vokolek	Benhart	Bando	Hixson	Williams Jr.	Corcoran	Thompson	Grant	Bleekrode
Indiana	Palmer	Martin	A. Brown	Vokolek	Benhart	Bando	Hixson	Piper	Corcoran	Thompson	Grant	Bleekrode
Rutgers	Palmer	Washington	A. Brown	Vokolek	Benhart	Bando	Hixson	Piper	Corcoran	Thompson	Grant	Bleekrode
Purdue	Palmer	Washington	A. Brown	Vokolek	Anthony	Lutovsky	Hixson	Piper	Corcoran	Thompson	Grant	Bleekrode
Illinois												
Minnesota												
Michigan												
Wisconsin												
Iowa												

*Nebraska opened with four wide receivers

DEFENSIVE STARTING LINEUPS

OPPONENT	DT	NG	DT	EDGE	EDGE	LB	LB	CB	S	S	CB	P
Northwestern	Robinson	Hutmacher	Feist	Nelson	Tannor	Henrich	Reimer	Newsome	Farmer	Buford Jr.	Hill	Buschini
North Dakota	Robinson	Gifford*	Feist	Nelson	Tannor	E. Hausmann	Reimer	Newsome	Farmer	Buford Jr.	Hill	Buschini
Ga. Southern	Robinson	Gifford*	Feist	Nelson	Tannor	E. Hausmann	Reimer	Newsome	Farmer	Buford Jr.	Hill	Buschini
Oklahoma	Robinson	Gifford*	Feist	Nelson	Tannor	Henrich	Reimer	Newsome	Farmer	Buford Jr.	Hill	Buschini
Indiana	Robinson	Gifford*	Feist	Nelson	Tannor	Henrich	Reimer	Newsome	Farmer	Buford Jr.	Hartzog	Buschini
Rutgers	Robinson	Gifford*	Feist	Nelson	Tannor	Henrich	Reimer	Newsome	Farmer	Buford Jr.	Hartzog	Buschini
Purdue	Robinson	Gifford*	Feist	Nelson	Tannor	Henrich	Mauga-Clements	Newsome	Farmer	Buford Jr.	Hartzog	Buschini
Illinois												
Minnesota												
Michigan												
Wisconsin												
Iowa												

*Nebraska opened in a nickel formation

2022 NEBRASKA PLAYER PARTICIPATION

PLAYER, POS.	GP	GS	PLAYER, POS.	GP	GS	PLAYER, POS.	GP	GS
Ajay Allen, RB	4	0	Isaac Gifford, Nickel	7	6	Mosai Newsom, DL	4	0
Hunter Anthony, OL	6	1	Jaeden Gould, DB	1	0	Quinton Newsome, DB	7	7
Broc Bando, OL	6	6	Anthony Grant, RB	7	7	Simon Otte, Edge	5	0
Brant Banks, OL	7	0	Blaise Gunnerson, Edge	7	0	Trey Palmer, WR	7	7
Brody Belt, WR	5	0	Ty Hahn, WR	6	0	Cameron Pieper, LS	7	0
Bryce Benhart, OL	7	6	Malcolm Hartzog, DB	7	3	Ethan Piper, OL	5	3
Timmy Bleekrode, PK	7	7	Ernest Hausmann, LB	7	2	Teddy Prochazka, OL	3	3
Ian Boerkircher, OL	7	0	Nick Henrich, LB	5	5	Chubba Purdy, QB	3	0
Nate Boerkircher, TE	7	2	Chris Hickman, TE	3	0	Luke Reimer, LB	6	6
Chancellor Brewington, TE	7	0	Tommi Hill, WR	7	4	Ty Robinson, DL	7	7
Alante Brown, WR	7	7	Trent Hixson, OL	7	7	AJ Rollins, TE	2	0
Omar Brown, DB	7	0	Nash Hutmacher, DL	7	1	Phalen Sanford, DB	7	0
Marques Buford Jr., DB	7	7	Cooper Jewett, RB	7	0	DeShon Singleton, DB	7	0
Alex Bullock, WR	1	0	Rahmir Johnson, WR	5	0	Logan Smothers, QB	2	0
John Bullock, Nickel	5	0	Chris Kolarevic, Nickel	7	0	Grant Tagge, LB	7	0
Brian Buschini, P	7	7	Wyatt Liewer, WR	7	1	Caleb Tannor, Edge	7	7
Jimari Butler, Edge	7	0	Henry Lutovsky, OL	7	1	Casey Thompson, QB	7	7
Braxton Clark, DB	5	0	Tamon Lynam, DB	3	0	Travis Vokolek, TE	5	4
Turner Corcoran, OL	7	7	Omar Manning, WR	5	0	Marcus Washington, WR	7	6
Devin Drew, DL	7	0	Oliver Martin, WR	7	1	Brady Weas, LS	7	0
Gabe Ervin Jr., RB	5	0	Ochaun Mathis, Edge	7	0	Zach Weinmaster, RB	7	0
Myles Farmer, DB	7	7	Eteva Mauga-Clements, LB	7	1	Kevin Williams Jr., OL	4	1
Colton Feist, DL	7	7	Brandon Moore, DB	6	0	Javin Wright, Nickel	6	0
Brendan Franke, PK	7	0	Javier Morton, DB	4	0	Stephon Wynn Jr., DL	7	0
Isaiah Garcia-Castaneda, WR	4	0	Garrett Nelson, Edge	7	7	Jaquez Yant, RB	5	0

SCOUTING THE ILLINOIS FIGHTING ILLINI

HEAD COACH INFORMATION



**HEAD COACH
BRETT BIELEMA**

- Second Season at Illinois (11-8 Record)
- 14th Career Season (108-66 Record)

Brett Bielema is in his second season as the head coach at Illinois. He was hired in December of 2020, and in his first year helped the Illini to a 5-7 record in 2021.

Bielema came to Illinois after serving as a coach in the NFL for three years. He spent one year as the outside linebackers and senior assistant coach for the New York Giants and two years as the defensive line coach and consultant to the head coach with the New England Patriots.

Bielema led Arkansas' football program from 2013-17, holding a 29-34 record. His first head coaching job came at Wisconsin where he finished 68-24 (2006-12).

Prior to serving as a head coach, Bielema served as an assistant coach at Iowa (1996-2001), Kansas State (2002-03), and Wisconsin (2004-05).

BRETT BIELEMA VS. NEBRASKA

Bielema will face Nebraska for the fourth time as a head coach on Saturday. Bielema holds a 3-1 record against the Huskers. Bielema last faced NU in 2021 when the Huskers traveled to Champaign, Ill., falling to the Fighting Illini 30-22.

Bielema faced NU four times as an assistant coach (twice with Iowa and twice with Kansas State).

ILLINOIS INFORMATION

Illinois has fielded a football team since 1890 and the Fighting Illini have tallied nearly 630 wins as a program. UI has claimed five national titles and 15 Big Ten Conference Championships.

The Fighting Illini have made 19 bowl game appearances, claiming eight wins. Illinois' last bowl game appearance came in 2019 when the Fighting Illini took on California in the Redbox Bowl. California claimed the victory, 35-20.

- **First Year:** 1890
- **All-Time Record:** 625-614-51
- **Bowl Record:** 8-11
- **Conference Titles:** 15
- **National Titles:** 5
- **Stadium:** Memorial Stadium
- **Capacity:** 60,670
- **Playing Surface:** FieldTurf
- **Location:** Urbana-Champaign, Ill.
- **Enrollment:** 56,299
- **Colors:** Orange & Blue

Illinois has won five straight before taking week seven off for a bye. The nationally-ranked Fighting Illini have picked up wins over Wyoming, Virginia, Chattanooga, Wisconsin, Iowa and Minnesota. Their lone loss comes from a close game against Indiana, where the Fighting Illini suffered a 23-20 setback to the Hoosiers.

8/27	Wyoming	W, 38-6
9/2	at Indiana	L, 23-20
9/10	Virginia	W, 24-3
9/22	Chattanooga	W, 31-0
10/1	at Wisconsin	W, 34-10
10/8	Iowa	W, 9-6
10/15	Minnesota	W, 26-14
10/29	at Nebraska	2:30 p.m.
11/5	Michigan State	TBA
11/12	Purdue	TBA
11/19	at Michigan	TBA
11/26	at Northwestern	TBA

Illinois enters Saturday afternoon averaging 415.7 yards per game, with 198.9 yards per game on the ground and 216.8 yards per game through the air. Tommy DeVito has completed 136-of-196 passes for 1,415 yards, 10 touchdowns and two interceptions. Pat Bryant has 25 receptions for 371 yards and two touchdowns, followed by Isaiah Williams with 47 catches for 346 yards and two touchdowns. Chase Brown has a nation-leading 1,059 yards on the ground with four touchdowns to lead the Fighting Illini offense.

Defensively, Illinois boasts the best defense in the country, allowing only 221.1 yards per game and 8.9 points per game. Jer'Zhan Newton leads Illinois with 37 tackles, including eight tackles for loss and four sacks, followed by Jartavius Martin with 33 tackles and two tackles for loss.

2022 ILLINOIS STAT LEADERS

RUSHING	ATT.	YDS	YPC	YPG	TD
Chase Brown	192	1059	5.5	151.3	4
Reggie Love III	31	149	4.8	21.3	1
Chase Hayden	22	87	4.0	14.5	0

PASSING	CMP-ATT-INT	PCT	YDS	YPG	TD
Tommy DeVito	138-196-2	70.4	1415	202.1	10

RECEIVING	REC.	YDS	YPC	YPG	TD
Pat Bryant	25	371	14.8	53.0	2
Isaiah Williams	47	346	7.4	49.4	2
Brian Hightower	25	302	12.1	43.1	1
Chase Brown	15	107	7.13	15.3	2
Michael Marchese	5	98	19.6	14.0	2

PUNTING	NO.	YDS	AVG	LG	I20	50+
Hugh Robertson	31	1180	38.1	51	9	1

PUNT RET.	NO.	YDS	AVG	TD
Isaiah Williams	13	86	6.6	0
Kody Case	2	16	8.0	0

KICK RET.	NO.	YDS	AVG	TD
Peyton Vining	7	142	20.3	0

FIELD GOALS	FG-ATT	PCT	LG
Caleb Griffin	7-11	63.6	48
Fabrizio Pinton	7-7	100	37

TACKLES	TACK	TFL	SCK
Jer'Zhan Newton	37	8.0	4.0
Jartavius Martin	33	2.0	1.0
Isaac Darkangelo	30	2.5	1.0
Keith Randolph Jr.	30	8.0	4.0
Sydney Brown	28	2.0	1.0
Seth Coleman	26	3.5	3.5

2022 STATISTICAL RANKING COMPARISON						
NEB	NAT.	B1G	CATEGORY	B1G	NAT.	ILL
154.7	67th	9th	Rushing Offense	4th	26th	199.0
269.4	38th	4th	Passing Offense	11th	94th	216.9
424.1	48th	6th	Total Offense	8th	59th	415.9
29.7	66th	8th	Scoring Offense	10th	85th	26.0
190.4	115th	14th	Rushing Defense	1st	2nd	77.9
281.3	121st	14th	Pass Defense	1st	2nd	143.3
471.7	124th	14th	Total Defense	1st	1st	221.1
31.3	107th	14th	Scoring Defense	1st	1st	8.9
45.4%	36th	5th	3rd-Down Offense	9th	79th	38.0%
42.7%	102nd	11th	3rd-Down Defense	3rd	7th	26.5%
82.6%	75th	8th	Red Zone Offense	10th	96th	78.8%
85.7%	82nd	11th	Red Zone Defense	1st	2nd	63.6%
38.2	73rd	11th	Net Punting	12th	75th	38.1
16.5	8th	1st	Punt Returns	10th	88th	6.2
12.0	110th	14th	Punt Return Defense	2nd	4th	-0.7
18.3	99th	9th	Kickoff Returns	7th	67th	20.3
13.8	3rd	1st	Kick Return Defense	11th	94th	22.4
6.8	86th	10th	Penalties	11th	93rd	7.0
55.0	63rd	9th	Penalty Yards	11th	104th	65.6
10	76th	9th	Turnovers Gained	1st	5th	17
13	91st	11th	Turnovers Lost	9th	84th	12
-0.4	94th	12th	Turnover Margin	2nd	24th	+0.7



HUNTER ANTHONY #77

6-6 | 325 | JR. | OL
TUTTLE, OKLA.

- CAREER HONORS (2018-21: OKLAHOMA ST.)**
- 2-Time Second-Team Academic All-Big 12
 - Nebraska Scholar-Athlete Honor Roll (Spring 2022)

CAREER NOTES

- Grad transfer from Oklahoma State (2018-21)
- Earned his degree in marketing
- Played in 23 games with five starts at OSU

SEASON HIGHLIGHTS

- Has played in six games with one start
- Started at right tackle at Purdue

CAREER STATS

- **Games:** 29
(9 in 2019*; 3 in 2020*; 11 in 2021*; 6 in 2022)
 - **Starts:** 6 (4 in 2019*; 1 in 2020*; 1 in 2022)
- *at Oklahoma State



BROC BANDO #73

6-5 | 295 | SR. | OL
LINCOLN, NEB.

CAREER HONORS

- 6-Time Nebraska Scholar-Athlete Honor Roll
- 3-Time Brook Berringer Citizenship Team
- 3-Time Tom Osborne Citizenship Team

CAREER NOTES

- Earned his degree in business administration

SEASON HIGHLIGHTS

- Has started six games, the first starts of his career
- Started the first six games at right guard before missing the Purdue game with an injury

CAREER STATS

- **Games:** 35
(12 in 2019; 8 in 2020; 9 in 2021; 6 in 2022)
- **Starts:** 6 (6 in 2022)



BRYCE BENHART #54

6-9 | 315 | SO. | OL
LAKEVILLE, MINN.

CAREER HONORS

- Big Ten Distinguished Scholar (2022)
- 2-Time Academic All-Big Ten
- 6-Time Nebraska Scholar-Athlete Honor Roll

CAREER NOTES

- Was the 12th true freshman offensive lineman to play in a game in Nebraska history

SEASON HIGHLIGHTS

- Has played in every game and started the first six games at right tackle

CAREER STATS

- **Games:** 30 (3 in 2019; 8 in 2020; 12 in 2021; 7 in 2022)
- **Starts:** 24 (8 in 2020; 10 in 2021; 6 in 2022)



BRODY BELT #32

5-9 | 185 | JR. | WR
OMAHA, NEB.

CAREER HONORS

- 3-Time Nebraska Scholar-Athlete Honor Roll
- Brook Berringer Citizenship Team (2019)
- Tom Osborne Citizenship Team (2019)

CAREER NOTES

- Began his career at running back before switching to wide receiver prior to the 2020 season

SEASON HIGHLIGHTS

- Has played in five games and caught multiple passes in three games
- His seven receptions have exceeded his career total entering the season
- Caught two passes for 29 yards against Northwestern, setting career highs in both categories
- Both of his catches went for first downs
- Caught two passes for 24 yards against Georgia Southern, including a 21-yard touchdown for his first career score
- Made two catches for nine yards against No. 6 Oklahoma
- Had a two-yard reception against Indiana

GAME-BY-GAME

OPPONENT	REC.	YDS	TD	LONG
vs. Northwestern	2	29	0	19
North Dakota	0	0	0	-
Ga. Southern	2	24	1	21
Oklahoma	2	9	0	9
Indiana	1	2	0	2
@ Rutgers	-Did Not Play-			
@ Purdue	-Did Not Play-			
Illinois				
Minnesota				
@ Michigan				
Wisconsin				
@ Iowa				

CAREER RECEIVING STATS

YEAR	G/S	REC.	YDS	Y/R	Y/G	TD
2018	Redshirt					
2019	12/0	0	0	0.0	0.0	0
2020	8/0	0	0	0.0	0.0	0
2021	8/1	6	68	11.3	8.5	0
2022	5/0	7	64	9.1	12.8	1
TOTAL	33/1	13	132	10.2	4.0	1

RUSHING: 15 att., 80 yds, 0 TDs

KICKOFF RETURNS: 5 att., 73 yds, 0 TDs

CAREER HIGHS

Receptions	2 three times
Receiving Yards	29 vs. Northwestern (2022)
Receiving TDs	1 vs. Georgia Southern (2022)
Long Reception	24 at Michigan St. (2021)
Rushing Attempts	7 at Wisconsin (2021)
Rushing Yards	31 at Wisconsin (2021)
Rushing TDs	none
Long Rush	11 at Wisconsin (2022)



TIMMY BLEEKRODE #38

5-8 | 185 | SO. | PK
ATLANTA, GA.

CAREER HONORS (2019-21: FCS FURMAN)

- 2-Time Second-Team All-Southern Conference
- Southern Conference Special Teams Player of the Week (2020)
- 2-Time Southern Conf. Academic Honor Roll

CAREER NOTES

- Graduate transfer from FCS Furman (2019-21)
- Earned his degree in business administration
- Was the Palladins' starting place-kicker in each of his final two seasons (2020 & 2021)
- Was also Furman's starting punter in 2020 and 2021, averaging 42.9 yards on 91 career punts

SEASON HIGHLIGHTS

- Nebraska's leading scorer (40 points)
- Connected on all four PATs in his Husker debut against Northwestern
- Made a 46-yard field goal vs. North Dakota
- Tied his career high with six extra points against Georgia Southern
- Filled in late at punter against No. 6 Oklahoma and had a 51-yard punt in his lone attempt
- Was 3-of-3 on field goals at Purdue

GAME-BY-GAME

OPPONENT	XP-ATT	FG-ATT	LG	BK	PTS
vs. Northwestern	4-4	0-0	-	-	4
North Dakota	5-5	1-2	46	-	8
Ga. Southern	6-6	0-1	-	-	6
Oklahoma	2-2	0-0	-	-	2
Indiana	5-5	0-0	-	-	5
@ Rutgers	2-2	0-0	-	-	2
@ Purdue	4-4	3-3	43	-	13
Illinois					
Minnesota					
@ Michigan					
Wisconsin					
@ Iowa					

CAREER KICKING STATS

YEAR	G/S	PAT	FG	PCT.	PTS	LG
2019*^	3/0	1/1	0/0	0.0	1	-
2020^	7/7	16/18	6/7	85.7	34	47
2021^	11/11	30/32	15/18	83.3	75	51
2022	7/7	28/28	4/6	66.7	40	46
TOTAL	28/25	75/79	25/31	80.6	150	51

*Redshirt season; ^at FCS Furman

Note: 2020 season played in the spring of 2021

KICKOFFS: 92 att., 35 touchbacks

PUNTS: 91 att., 42.3 avg, long of 69 yds

CAREER HIGHS

Field Goal Attempts	4 twice*
Field Goals Made	4 at Tennessee Tech (2021)*
Long Field Goal	51 at Tennessee Tech (2021)*
Points	14 twice*
PATs	6 three times

*at FCS Furman



NATE BOERKIRCHER #49

6-5 | 230 | R-FR. | TE
AURORA, NEB.

CAREER HONORS

- Academic All-Big Ten (2022)
- 3-Time Nebraska Scholar-Athlete Honor Roll

PERSONAL NOTES

- His brother Ian is a Husker offensive lineman

SEASON HIGHLIGHTS

- Has played in every game with two starts
- Has caught three passes for 36 yards, setting career highs in both categories
- Earned his first career start against North Dakota in place of the injured Travis Vokolek
- Set career highs with two catches for 32 yards, including a 19-yard touchdown for his longest career reception and first career score
- Made his second career start against Georgia Southern
- Had a four-yard catch against No. 6 Oklahoma

GAME-BY-GAME

OPPONENT	REC.	YDS	TD	LONG
vs. Northwestern	0	0	0	-
North Dakota	2	32	1	19
Ga. Southern	0	0	0	-
Oklahoma	1	4	0	4
Indiana	0	0	0	-
@ Rutgers	0	0	0	-
@ Purdue	0	0	0	-
Illinois				
Minnesota				
@ Michigan				
Wisconsin				
@ Iowa				

CAREER RECEIVING STATS							
YEAR	G/S	REC.	YDS	Y/R	Y/G	TD	
2020							Did Not Play
2021*	3/0	2	14	7.0	4.7	0	
2022	7/2	3	36	12.0	5.1	1	
TOTAL	10/2	5	50	10.0	5.0	1	

*Redshirt season

CAREER HIGHS	
Receptions	2 vs. North Dakota (2022)
Receiving Yards	32 vs. North Dakota (2022)
Receiving Touchdowns	1 vs. No. Dakota (2022)
Long Reception	19 vs. North Dakota [TD] (2022)



CHANCELLOR BREWINGTON #82

6-3 | 220 | SR. | TE
CHANDLER, ARIZ.

CAREER NOTES

- Grad transfer from Northern Arizona (2017-20)
- Played in 21 games with 19 starts for the FCS Lumberjacks
- Caught 54 career passes for 642 yards & 3 touchdowns at Northern Arizona
- Two of his four receptions at Nebraska have been for touchdowns

CAREER SUPERLATIVES

- 100-Yard Receiving Games: 1

SEASON HIGHLIGHTS

- Has played in every game and had a reception in five of seven games
- Caught his first pass of the season against North Dakota, a five-yard touchdown reception
- Had a six-yard catch against No. 6 Oklahoma
- Caught a five-yard pass against Indiana
- Had a season-long 17-yard catch at Rutgers

GAME-BY-GAME

OPPONENT	REC.	YDS	TD	LONG
vs. Northwestern	0	0	0	-
North Dakota	1	5	1	5
Ga. Southern	1	-4	0	-4
Oklahoma	1	6	0	6
Indiana	1	5	0	5
@ Rutgers	1	17	0	17
@ Purdue	0	0	0	-
Illinois				
Minnesota				
@ Michigan				
Wisconsin				
@ Iowa				

CAREER RECEIVING STATS							
YEAR	G/S	REC.	YDS	Y/R	Y/G	TD	
2017*	11/9	31	396	12.8	36.0	2	
2018*	10/10	23	246	10.7	24.6	1	
2019*							Redshirt
2020*							Did Not Play
2021	10/0	3	20	6.7	2.0	1	
2022	7/0	5	29	5.8	4.1	1	
TOTAL	37/19	62	691	11.1	18.7	5	

*at FCS Northern Arizona

RUSHING: 1 att., -1 yd, 0 TDs

PASSING: 1-for-3, 23 yards, 1 TD, 0 INT

CAREER HIGHS	
Receptions	8 vs. Sacramento St. (2017)*
Receiving Yards	119 vs. Sacramento St. (2017)*
Receiving Touchdowns	1 five times
Long Reception	45 vs. Illinois St. (2017)*
Touchdown Passes	1 vs. Illinois St. (2017)*

*at FCS Northern Arizona



ALANTE BROWN #4

5-11 | 190 | SO. | WR
CHICAGO, ILL.

CAREER NOTES

- Spent one season at St. Thomas More Prep in Connecticut before joining Nebraska and was the No. 1 prep school recruit in the 2020 class

SEASON HIGHLIGHTS

- Has started every game and has 11 catches for 114 yards, exceeding his career total entering 2022 in both categories
- Set career highs with three receptions and 32 receiving yards vs. Northwestern
- The three receptions matched his season total from both the 2020 and 2021 seasons
- Had two catches for 27 yards in another start against North Dakota
- Tied his career high with three receptions against Georgia Southern totaling 28 yards
- Caught an 11-yard pass vs. No. 6 Oklahoma
- Had a 14-yard reception against Indiana
- Made a two-yard catch at Rutgers

GAME-BY-GAME

OPPONENT	REC.	YDS	TD	LONG
vs. Northwestern	3	32	0	15
North Dakota	2	27	0	21
Ga. Southern	3	28	0	15
Oklahoma	1	11	0	11
Indiana	1	14	0	14
@ Rutgers	1	2	0	2
@ Purdue	0	0	0	-
Illinois				
Minnesota				
@ Michigan				
Wisconsin				
@ Iowa				

CAREER RECEIVING STATS							
YEAR	G/S	REC.	YDS	Y/R	Y/G	TD	
2020	8/1	3	41	13.7	5.1	0	
2021	10/0	3	30	10.0	3.0	0	
2022	7/7	11	114	10.4	16.3	0	
TOTAL	25/8	17	185	10.9	7.4	0	

RUSHING: 2 att., 17 yds, 0 TDs

KICKOFF RETURNS: 15 ret., 273 yds, 0 TDs

CAREER HIGHS	
Receptions	3 twice
Receiving Yards	32 vs. Northwestern (2022)
Receiving Touchdowns	none
Long Reception	22 at Rutgers (2022)
Kickoff Returns	3 twice
Kickoff Return Yards	63 vs. Illinois (2020)
Long Kickoff Return	29 vs. Illinois (2020)



OMAR BROWN #12

6-1 | 195 | JR. | NICKEL
MINNEAPOLIS, MINN.

CAREER HONORS (2019-21: FCS UNI)

- First-Team FCS All-American (2019, Phil Steele)
- Third-Team FCS All-American (2019, AP)
- FCS Defensive Freshman of the Year (2019)
- FCS All-America Sophomore Team (2021)
- First-Team All-Missouri Valley [MVFC] (2019)
- 2-Time Honorable-Mention All-MVFC
- FCS Defensive Player of the Week (2019)
- MVFC Defensive Player of the Week (2019)
- MVFC Freshman of the Week (2019)
- Nebraska Scholar-Athlete Honor Roll (Spring 2022)

CAREER NOTES

- Spent three seasons at FCS Northern Iowa (2019-21)
- Started 29 games at UNI, totaling 140 tackles, 9.0 TFLs, 13 breakups and eight interceptions

CAREER SUPERLATIVES

- Double-Digit Tackle Games: 1

SEASON HIGHLIGHTS

- Has played in every game, seeing action on special teams and in the secondary
- Had one tackle against Northwestern
- Made one tackle against North Dakota
- Made the switch from safety to nickel prior to the Indiana game
- Recorded one tackle at Rutgers

GAME-BY-GAME

OPPONENT	UT-AT-TT	TFL-YD	PBU	INT
vs. Northwestern	0-1-1	0.0-0	0	0
North Dakota	0-1-1	0.0-0	0	0
Ga. Southern	0-0-0	0.0-0	0	0
Oklahoma	0-0-0	0.0-0	0	0
Indiana	0-0-0	0.0-0	0	0
@ Rutgers	0-1-1	0.0-0	0	0
@ Purdue	0-0-0	0.0-0	0	0
Illinois				
Minnesota				
@ Michigan				
Wisconsin				
@ Iowa				

CAREER TACKLE STATS							
YEAR	G/S	UT	AT	TT	TFL-YD	SCK-YD	
2019*	15/15	46	31	77	4.0-11	0.0-0	
2020*	7/7	19	11	30	2.0-7	0.0-0	
2021*	7/7	24	9	33	3.0-7	0.0-0	
2022	7/0	0	3	3	0.0-0	0.0-0	
TOTAL	36/29	89	54	143	9.0-25	0.0-0	

*at FCS Northern Iowa
Note: 2020 season played in the spring of 2021

CAREER MISCELLANEOUS STATS							
YEAR	FF	FR	PBU	INT	QBH	BLK	
2019*	0	3	5	6	0	0	
2020*	0	0	5	1	0	1	
2021*	1	0	3	1	0	0	
2022	0	0	0	0	0	0	
TOTAL	1	3	13	8	0	1	

*at FCS Northern Iowa

CAREER HIGHS	
Tackles	11 at Iowa State (2019)*
TFLs	1.0 nine times*
Sacks	none
Breakups	3 at Western Illinois (2020)*
Interceptions	2 at Illinois State (2019)*
Blocked Field Goal	1 at Western Illinois (2020)*

*at FCS Northern Iowa



MARQUES BUFORD JR. #1

5-11 | 190 | SO. | DB
DeSOTO, TEXAS

CAREER HONORS

- Nebraska Scholar-Athlete Honor Roll (Fall 2021)

SEASON HIGHLIGHTS

- Has started every game
- Tied for the team lead in interceptions (2)
- Made his first career start against Northwestern and had a career-high seven tackles, his first career game with multiple tackles
- Notched his first career tackle for loss and first career forced fumble, which led to a takeaway and a Husker touchdown
- Totaled five tackles with a TFL vs. North Dakota
- Also broke up a pass in the end zone on a 3rd-and-goal play
- Intercepted two passes to go along with five tackles against Georgia Southern
- Marked his first two career interceptions
- Tied his career high with seven tackles against No. 6 Oklahoma
- Made four tackles against Indiana
- Recorded six tackles at Rutgers
- Totaled five tackles at Purdue

GAME-BY-GAME

OPPONENT	UT-AT-TT	TFL-YD	PBU	INT
vs. Northwestern	4-3-7	0.5-1	0	0
North Dakota	4-1-5	1.0-1	1	0
Ga. Southern	4-1-5	0.0-0	0	2
Oklahoma	6-1-7	0.0-0	0	0
Indiana	3-1-4	0.0-0	0	0
@ Rutgers	4-2-6	0.0-0	0	0
@ Purdue	2-3-5	0.0-0	0	0
Illinois				
Minnesota				
@ Michigan				
Wisconsin				
@ Iowa				

CAREER TACKLE STATS							
YEAR	G/S	UT	AT	TT	TFL-YD	SCK-YD	
2021	12/0	1	2	3	0.0-0	0.0-0	
2022	7/7	27	12	39	1.5-2	0.0-0	
TOTAL	19/7	28	14	42	1.5-2	0.0-0	

CAREER MISCELLANEOUS STATS							
YEAR	FF	FR	PBU	INT	QBH	BLK	
2021	0	0	0	0	0	0	
2022	1	0	1	2	0	0	
TOTAL	1	0	1	2	0	0	

CAREER HIGHS	
Tackles	7 twice
TFLs	1.0 vs. North Dakota (2022)
Sacks	none
Breakups	1 vs. North Dakota (2022)
Interceptions	2 vs. Georgia Southern (2022)



BRIAN BUSCHINI #95

6-1 | 225 | SO. | P
HELENA, MONT.

CAREER HONORS (2020-21: FCS MONTANA)

- FCS Punter of the Year (2021)
- FCS First-Team All-American (2021)
- First-Team All-Big Sky (2021)
- Nebraska Scholar-Athlete Honor Roll (Spring 2022)

2022 WATCH LIST

- Ray Guy Award

PERSONAL NOTES

- Married his wife Kellie in 2021
- Looks to become just the fourth Husker letterwinner from Montana (first since 1995)

CAREER NOTES

- Spent three seasons at Montana (2019-21), where he was the 2021 FCS Punter of the Year
- Ranked 3rd in the FCS in punting average in 2021 with a school-record average of 46.0
- Has placed 40 percent of his career punts inside the opponent's 20-yard line (45 of 112)
- 32 percent of his career punts have covered at least 50 yards (36 of 112)

ACTIVE CAREER FBS RANKINGS

- Punting Average: 7th (44.7)

SEASON HIGHLIGHTS

- Averaging 42.6 yards per punt with 10 of his 37 punts downed inside the 20-yard line
- Averaged 47.2 yards per punt vs. Northwestern, with four punts downed inside the 20-yard line
- Averaged 42.0 yards per punt vs. North Dakota
- 50.5-yard punt average vs. Georgia Southern, including a career-long 65-yard punt
- Battled through an injury to average 40.8 yards per punt against No. 6 Oklahoma
- Placed three punts inside the 20 against Indiana
- Punted seven times at Rutgers
- Two of his four punts at Purdue went for longer than 50 yards

GAME-BY-GAME

OPPONENT	NO.	AVG	I20	LONG
vs. Northwestern	6	47.2	4	50
North Dakota	2	42.0	1	46
Ga. Southern	4	50.5	0	65
Oklahoma	6	40.8	1	47
Indiana	8	39.3	3	54
@ Rutgers	7	40.1	1	49
@ Purdue	4	42.0	0	53
Illinois				
Minnesota				
@ Michigan				
Wisconsin				
@ Iowa				

CAREER PUNTING STATS

YEAR	NO.	AVG	LG	TB	I20	50+	BLK
2019*							
							Redshirt
2020*	6	43.3	52	0	5	2	0
2021*	69	46.0	62	4	30	28	0
2022	37	42.6	65	2	10	6	0
TOTAL	112	44.7	65	6	45	36	0

*at FCS Montana

Note: 2020 season played in the spring of 2021

KICKOFFS: 92 att., 35 touchbacks

CAREER HIGHS

Punts	8 vs. Indiana (2022)
Average	50.7 at Northern Arizona (2021)*
Inside 20	4 three times*
50-Yard Punts	4 twice*
Long Punt	65 vs. Georgia Southern (2022)

*at FCS Montana



TURNER CORCORAN #69

6-6 | 300 | SO. | OL
LAWRENCE, KAN.

CAREER HONORS

- 3-Time Nebraska Scholar-Athlete Honor Roll

CAREER NOTES

- Started the 2020 season finale at Rutgers at left tackle, becoming the first Husker true freshman to ever start a game at left tackle
- Became just the sixth true freshman offensive lineman to start a game in Nebraska history
- Played in three games total in 2020, becoming the 15th true freshman offensive lineman to play in a game in Nebraska history
- Has started 18 consecutive games (13 at left tackle; five at right tackle)

SEASON HIGHLIGHTS

- Has started every game
- Started the first three games at left guard
- Started at left tackle against the past four games

CAREER STATS

- **Games:** 22 (3 in 2020; 12 in 2021; 7 in 2022)
- **Starts:** 19 (1 in 2020; 11 in 2021; 7 in 2022)



BRAXTON CLARK #11

6-4 | 195 | JR. | DB
ORLANDO, FLA.

SEASON HIGHLIGHTS

- Has played in five games
- Saw extensive playing time against Northwestern and had two tackles
- Made one tackle against Georgia Southern
- Had a tackle and a pass breakup against No. 6 Oklahoma

GAME-BY-GAME

OPPONENT	UT-AT-TT	TFL-YD	PBU	INT
vs. Northwestern	1-1-2	0.0-0	0	0
North Dakota	0-0-0	0.0-0	0	0
Ga. Southern	1-0-1	0.0-0	0	0
Oklahoma	1-0-1	0.0-0	1	0
Indiana	0-0-0	0.0-0	0	0
@ Rutgers		-Did Not Play-		
@ Purdue		-Did Not Play-		
Illinois				
Minnesota				
@ Michigan				
Wisconsin				
@ Iowa				

CAREER TACKLE STATS

YEAR	G/S	UT	AT	TT	TFL-YD	SCK-YD
2018*	4/0	1	0	1	0-0	0.0-0
2019	12/1	9	2	11	1-2	0.0-0
2020					DNP (injured)	
2021	12/0	4	1	5	0.0-0	0.0-0
2022	5/0	3	1	4	0.0-0	0.0-0
TOTAL	33/1	17	4	21	1.0-2	0.0-0

*redshirt season

CAREER MISCELLANEOUS STATS

YEAR	FF	FR	PBU	INT	QBH	BLK
2018*	0	0	0	0	0	0
2019	0	1	0	1	0	0
2020						
						DNP (injured)
2021	0	0	2	0	0	0
2022	0	0	1	0	0	0
TOTAL	0	1	3	1	0	0

*redshirt season

CAREER HIGHS

Tackles	3 twice
TFLs	1 at Purdue (2019)
Sacks	none
Breakups	1 three times
Interceptions	1 vs. Northern Illinois (2019)



DEVIN DREW #91

6-2 | 280 | SR. | DL
KANSAS CITY, MO.

CAREER NOTES

- Graduate transfer from Texas Tech (2020-21), who played in 23 games with 12 starts for the Red Raiders and totaled 55 tackles
- Didn't arrive at Nebraska until the second week of August

SEASON HIGHLIGHTS

- Has played in every game
- Had one solo tackle against Northwestern in his Husker debut
- Added another tackle against North Dakota
- Had a quarterback hurry vs. Georgia Southern
- Made three tackles against No. 6 Oklahoma, including his first career sack
- Had a tackle and a hurry against Indiana
- Recorded three tackles at Rutgers
- Had the first pass breakup of his career at Purdue

GAME-BY-GAME

OPPONENT	UT-AT-TT	TFL-YD	SACK-YD
vs. Northwestern	1-0-1	0.0-0	0.0-0
North Dakota	0-1-1	0.0-0	0.0-0
Ga. Southern	0-0-0	0.0-0	0.0-0
Oklahoma	1-2-3	1.0-3	1.0-3
Indiana	0-1-1	0.0-0	0.0-0
@ Rutgers	0-3-3	0.0-0	0.0-0
@ Purdue	0-0-0	0.0-0	0.0-0
Illinois			
Minnesota			
@ Michigan			
Wisconsin			
@ Iowa			

CAREER TACKLE STATS

YEAR	G/S	UT	AT	TT	TFL-YD	SCK-YD
2020*	10/1	14	7	21	0.5-0	0.0-0
2021*	13/11	21	13	34	0.0-0	0.0-0
2022	7/0	2	7	9	1.0-3	1.0-3
TOTAL	30/12	37	27	64	1.5-3	1.0-3

*at Texas Tech

CAREER MISCELLANEOUS STATS

YEAR	FF	FR	PBU	INT	QBH	BLK
2020*	0	0	0	0	3	0
2021*	0	1	0	0	7	0
2022	0	0	1	0	2	0
TOTAL	0	1	1	0	12	0

*at Texas Tech

CAREER HIGHS

Tackles	5 twice*
TFLs	1.0 vs. Oklahoma (2022)
Sacks	1.0 vs. Oklahoma (2022)
Breakups	1 at Purdue (2022)

*at Texas Tech



GABE ERVIN JR. #22

6-0 | 215 | R-FR. | RB
BUFORD, GA.

CAREER HONORS

- Nebraska Scholar-Athlete Honor Roll (Spring 2021)

CAREER NOTES

- Started two of Nebraska's first four games in 2021 before a season-ending knee injury
- Started the 2021 season opener at Illinois, becoming the first Nebraska true freshman running back to start a season opener in the modern era
- Was just the seventh position player to start a Husker season opener as a true freshman

SEASON HIGHLIGHTS

- Has played in five games
- Had his first carry of the season vs. North Dakota
- Had a two-yard rush against Georgia Southern
- Led Nebraska with a career-high 60 yards rushing on seven carries vs. No. 6 Oklahoma
- Had 21 yards on six carries vs. Indiana

GAME-BY-GAME

OPPONENT	ATT.	YDS	TD	LONG
vs. Northwestern	0	0	0	-
North Dakota	1	-1	0	-1
Ga. Southern	1	2	0	2
Oklahoma	7	60	0	14
Indiana	6	21	0	8
@ Rutgers	-Did Not Play-			
@ Purdue	-Did Not Play-			
Illinois				
Minnesota				
@ Michigan				
Wisconsin				
@ Iowa				

CAREER RUSHING STATS

YEAR	G/S	ATT.	NET	Y/A	Y/G	TD
2021	4/2	37	124	3.4	31.0	2
2022	5/0	15	82	5.5	16.4	0
TOTAL	9/2	52	206	4.0	22.9	0

RECEIVING: 2 rec., 6 yds, 0 TDs

CAREER HIGHS

Attempts	12 at Illinois (2021)
Yards	60 vs. Oklahoma (2022)
Touchdowns	2 vs. Buffalo
Long Rush	21 vs. Buffalo (2021)
Receptions	2 vs. Buffalo (2021)
Receiving Yards	6 vs. Buffalo (2021)
Receiving Touchdowns	none
Long Reception	3 twice



MYLES FARMER #8

6-3 | 200 | SO. | S
ATLANTA, GA.

CAREER HONORS

- Brook Berringer Citizenship Team (2020)
- Tom Osborne Citizenship Team (2020)

SEASON HIGHLIGHTS

- Has started every game, posting a career-high 41 tackles
- Recorded six tackles against Northwestern
- Had six more tackles against North Dakota with his first career pass breakup
- Had a third straight game with six tackles against Georgia Southern and added another breakup
- Posted his fourth straight game with six tackles vs. No. 6 Oklahoma with his first career solo TFL
- Made three tackles and broke up one pass against Indiana
- Had five tackles and an interception at Rutgers
- His fourth-quarter pick set up Nebraska's game-winning 27-yard touchdown drive
- Had a career-high nine tackles at Purdue

GAME-BY-GAME

OPPONENT	UT-AT-TT	TFL-YD	PBU	INT
vs. Northwestern	5-1-6	0.0-0	0	0
North Dakota	5-1-6	0.0-0	1	0
Ga. Southern	4-2-6	0.0-0	1	0
Oklahoma	4-2-6	1.0-3	0	0
Indiana	2-1-3	0.0-0	1	0
@ Rutgers	2-3-5	0.0-0	0	1
@ Purdue	3-6-9	0.0-0	0	0
Illinois				
Minnesota				
@ Michigan				
Wisconsin				
@ Iowa				

CAREER TACKLE STATS

YEAR	G/S	UT	AT	TT	TFL-YD	SCK-YD
2019*	4/0	1	0	1	0-0	0.0-0
2020	5/1	6	2	8	0.0-0	0.0-0
2021	12/4	17	13	30	0.5-1	0.0-0
2022	7/7	25	16	41	1.0-3	0.0-0
TOTAL	28/12	49	31	80	1.5-4	0.0-0

*redshirt season

CAREER MISCELLANEOUS STATS

YEAR	FF	FR	PBU	INT	QBH	BLK
2019*	0	0	0	0	0	0
2020	1	0	0	2	0	0
2021	0	1	0	1	0	0
2022	0	0	3	1	0	0
TOTAL	1	1	3	4	0	0

*redshirt season

CAREER HIGHS

Tackles	9 at Purdue (2022)
TFLs	1.0 vs. Oklahoma (2022)
Sacks	none
Breakups	1 three times
Interceptions	2 at Northwestern (2020)



COLTON FEIST #82

6-2 | 275 | JR. | DL
YUTAN, NEB.

CAREER HONORS

- 2-Time Big Ten Distinguished Scholar
- 3-Time Academic All-Big Ten (2020)
- 8-Time Nebraska Scholar-Athlete Honor Roll
- Brook Berringer Citizenship Team (2019)
- Tom Osborne Citizenship Team (2010)

CAREER NOTES

- Earned his degree in management

SEASON HIGHLIGHTS

- Has started every game and recorded the first 20 tackles of his career
- Made his first career start against Northwestern and finished with his first five career tackles
- Had three tackles and a quarterback hurry against North Dakota
- Had one tackle against Georgia Southern
- Totaled two tackles against Indiana, including his first career tackle for loss
- Tied his career high with five tackles at Rutgers and set career highs with 1.5 TFLs and 0.5 sacks
- Made four tackles at Purdue

GAME-BY-GAME

OPPONENT	UT-AT-TT	TFL-YD	SACK-YD
vs. Northwestern	5-0-5	0.0-0	0.0-0
North Dakota	2-1-3	0.0-0	0.0-0
Ga. Southern	0-1-1	0.0-0	0.0-0
Oklahoma	0-0-0	0.0-0	0.0-0
Indiana	1-1-2	1.0-1	0.0-0
@ Rutgers	0-5-5	1.5-4	0.5-4
@ Purdue	2-2-4	0.0-0	0.0-0
Illinois			
Minnesota			
@ Michigan			
Wisconsin			
@ Iowa			

CAREER TACKLE STATS

YEAR	G/S	UT	AT	TT	TFL-YD	SCK-YD
2018					Redshirt	
2019	0/0	0	0	0	0.0-0	0.0-0
2020	4/0	0	0	0	0.0-0	0.0-0
2021	8/0	0	0	0	0.0-0	0.0-0
2022	7/7	10	10	20	2.5-5	0.5-4
TOTAL	19/7	10	10	20	2.5-5	0.5-4

CAREER MISCELLANEOUS STATS

YEAR	FF	FR	PBU	INT	QBH	BLK
2018						Redshirt
2019	0	0	0	0	0	0
2020	0	0	0	0	0	0
2021	0	0	1	0	0	0
2022	0	0	1	0	1	0
TOTAL	0	0	2	0	1	0

CAREER HIGHS

Tackles	5	twice
TFLs	1.5	at Rutgers (2022)
Sacks	0.5	at Rutgers (2022)
Breakups	1	twice



BRENDAN FRANKE #92

6-1 | 240 | SO. | PK
GRETNA, NEB.

CAREER NOTES

- Joined Nebraska in the summer of 2021 after playing for Morningside College in Sioux City, Iowa, during the 2020-21 season
- Did not play high school football but was the starting goalkeeper for the Gretna soccer team

SEASON HIGHLIGHTS

- Produced 27 touchbacks on 37 kickoffs
- Has allowed only eight kickoff returns for just 110 yards, helping Nebraska lead the Big Ten and rank 3rd nationally in kickoff return defense (13.8 yards per return)
- Recorded two touchbacks against Northwestern while allowing only one return
- Also attempted his first career field goal, a 56-yarder at the end of the first half
- Had five touchbacks in seven kickoffs against both North Dakota and Georgia Southern
- Booted all three of his kickoffs for touchbacks against No. 6 Oklahoma
- Totaled touchbacks on five of his six kickoffs against Indiana
- Had touchbacks on two of his three kickoffs at Rutgers
- Tied his season high with five touchbacks at Purdue

GAME-BY-GAME

OPPONENT	KICKOFFS	TOUCHBACKS
vs. Northwestern	4	2
North Dakota	7	5
Ga. Southern	7	5
Oklahoma	3	3
Indiana	6	5
@ Rutgers	3	2
@ Purdue	7	5
Illinois		
Minnesota		
@ Michigan		
Wisconsin		
@ Iowa		

CAREER KICKING STATS

YEAR	G/S	PAT	FG	PCT.	PTS	LG
2020*	9/0	3-4	0-0	0.0	3	-
2021	12/0	0-0	0-0	0.0	0	-
2022	7/0	0-0	0-1	0.0	0	-
TOTAL	28/0	3-4	0-1	0.0	3	-

*at NAIA Morningside College

CAREER KICKOFFS: 158 att., 100 touchbacks
NEBRASKA KICKOFFS: 99 att., 65 touchbacks

CAREER HIGHS

Field Goal Attempts	1	vs. Northwestern (2022)
Field Goals Made	none	
Points	3	at Briar Cliff (2020)*
PATs	3	at Briar Cliff (2020)*
Kickoffs	9	three times
Touchbacks	6	at Concordia [Neb.] (2020)*

*at NAIA Morningside College



ISAAC GIFFORD #23

6-1 | 200 | SO. | NICKEL
LINCOLN, NEB.

CAREER HONORS

- Academic All-Big Ten (2021)
- 5-Time Nebraska Scholar-Athlete Honor Roll

PERSONAL NOTES

- His brother Luke was a Husker linebacker (2014-18) and 2018 team captain who currently plays for the Dallas Cowboys

SEASON HIGHLIGHTS

- Ranks 2nd on the team with a career-high 43 tackles, 32 more tackles than he recorded in his first two seasons combined
- Had three tackles against Northwestern and broke up the second pass of his career
- Made his first career start against North Dakota and had eight tackles with his first career TFL
- Had a career-high 11 tackles in another start against Georgia Southern with a breakup
- Recorded three tackles and his first career quarterback hurry vs. No. 6 Oklahoma
- Had five tackles and set a career high with two tackles for loss against Indiana
- Posted four tackles at Rutgers
- Led Nebraska with nine tackles at Purdue

GAME-BY-GAME

OPPONENT	UT-AT-TT	TFL-YD	PBU	INT
vs. Northwestern	2-1-3	0.0-0	1	0
North Dakota	7-1-8	1.0-5	0	0
Ga. Southern	6-5-11	0.0-0	1	0
Oklahoma	3-0-3	0.0-0	0	0
Indiana	2-3-5	2.0-5	0	0
@ Rutgers	2-2-4	0.0-0	0	0
@ Purdue	6-3-9	0.0-0	0	0
Illinois				
Minnesota				
@ Michigan				
Wisconsin				
@ Iowa				

CAREER TACKLE STATS

YEAR	G/S	UT	AT	TT	TFL-YD	SCK-YD
2020	8/0	2	2	4	0.0-0	0.0-0
2021	12/0	4	3	7	0.0-0	0.0-0
2022	7/6	28	15	43	3.0-10	0.0-0
TOTAL	27/6	34	20	54	3.0-10	0.0-0

CAREER MISCELLANEOUS STATS

YEAR	FF	FR	PBU	INT	QBH	BLK
2020	0	0	0	0	0	0
2021	0	0	1	0	0	0
2022	0	0	2	0	1	0
TOTAL	0	0	3	0	1	0

CAREER HIGHS

Tackles	11	vs. Georgia Southern (2022)
TFLs	2.0	vs. Indiana (2022)
Sacks	none	
Breakups	1	three times



ANTHONY GRANT #10

5-11 | 200 | JR. | RB
BUFORD, GA.

CAREER HONORS

- B1G Co-Offensive Player of the Week (9/5)
- Nebraska Scholar-Athlete Honor Roll (Spring 2022)

CAREER SUPERLATIVES

- 100-Yard Rushing Games: 4
- Games with Multiple Rushing Touchdowns: 2

CAREER NOTES

- Began his career at Florida State (2018-19)
- Played at New Mexico Military Institute (2020-21)
- Was the NJCAA Male Student-Athlete of the Year & Football Offensive Player of the Year

2022 TOP 25 NCAA FBS RANKINGS

- Rushing Yards Per Game: 22nd (97.4)
- Rushing Yards: 25th (682)

SEASON HIGHLIGHTS

- Has started every game
- Has rushed for 100 yards in four games
- Was the first Husker running back to have 100 yards rushing in each of his first three games as a Husker since Bobby Reynolds in 1950
- Ran for 101 yards and two touchdowns vs. Northwestern, the first Husker with 100 rushing yards in his debut since 2018
- Had a 46-yard touchdown run in the third quarter
- Also caught the first pass of his career with a 16-yard reception
- Had another 46-yard TD as part of a 189-yard rushing effort against North Dakota, becoming the first Husker since 2018 with back-to-back 100-yard rushing games
- Was the Big Ten co-Offensive Player of the Week, the first Husker to win the award since 2018
- Had a career-high 27 rushes for 138 yards and one touchdown against Georgia Southern
- Carried 13 times for 36 yards against No. 6 Oklahoma
- Ran for 136 yards on a career-high 32 carries against Indiana, the first 30-carry game for a Husker since Trey Bryant in 2017
- Had 47 rushing yards on 19 carries at Rutgers
- Also caught six passes for 34 yards, setting career highs in both categories
- Rushed 11 times for 35 yards and one touchdown at Purdue while catching two passes for eight yards

GAME-BY-GAME

OPPONENT	ATT.	YDS	TD	LONG
vs. Northwestern	19	101	2	46
North Dakota	23	189	2	46
Ga. Southern	27	138	1	14
Oklahoma	13	36	0	12
Indiana	32	136	0	17
@ Rutgers	19	47	0	7
@ Purdue	11	35	1	9
Illinois				
Minnesota				
@ Michigan				
Wisconsin				
@ Iowa				

CAREER RUSHING STATS

YEAR	G/S	ATT.	NET	Y/A	Y/G	TD
2018*	12/0	5	5	0.0	0.0	0
2019*						Redshirt
2020						New Mexico Military Institute
2021						New Mexico Military Institute
2022	7/7	144	682	4.7	97.4	6
TOTAL	19/7	149	687	4.6	36.2	5

*at Florida State

RECEIVING: 11 rec., 55 yd, 0 TDs

KICKOFF RETURNS: 14 ret., 294 yds, 0 TDs

CAREER HIGHS

Rushing Attempts	32 vs. Indiana (2022)
Rushing Yards	189 vs. North Dakota (2022)
Rushing Touchdowns	2 twice
Long Rush	46 twice (both TDs)
Receptions	6 at Rutgers (2022)
Receiving Yards	34 at Rutgers (2022)
Receiving Touchdowns	none
Long Reception	16 vs. Northwestern (2022)
Kickoff Returns	4 vs. Samford (2018)*
Kickoff Return Yards	101 vs. Samford (2018)*
Long Kickoff Return	30 vs. Wake Forest (2018)*

*at Florida State



MALCOLM HARTZOG #13

5-9 | 170 | FR. | DB
SILVER CREEK, MISS.

CAREER HONORS

- B1G Freshman of the Week (10/3)

PERSONAL NOTES

- Was the first Mississippi native to sign with Nebraska out of high school since Brandon Jackson in 2004

2022 TOP 25 NCAA FBS RANKINGS

- Punt Return Touchdowns: 3rd (1)

SEASON HIGHLIGHTS

- Has played in every game with three starts
- Played only on special teams in the first three games before seeing his first action on defense against No. 6 Oklahoma
- Started at cornerback against Indiana and had the first pass breakup of his career
- Became the first Husker true freshman to start a game at cornerback since Lamar Jackson in 2016
- Also returned a blocked punt 30 yards for a touchdown to mark Nebraska's first blocked punt return for a touchdown since 2009
- Was named the Big Ten Freshman of the Week for his performance
- Had his first three career tackles and his first career interception at Rutgers, clinching the win
- Had three more tackles and another interception the next week at Purdue

GAME-BY-GAME

OPPONENT	UT-AT-TT	TFL-YD	PBU	INT
vs. Northwestern	0-0-0	0.0-0	0	0
North Dakota	0-0-0	0.0-0	0	0
Ga. Southern	0-0-0	0.0-0	0	0
Oklahoma	0-0-0	0.0-0	0	0
Indiana	0-0-0	0.0-0	1	0
@ Rutgers	2-1-3	0.0-0	0	1
@ Purdue	1-2-3	0.0-0	0	1
Illinois				
Minnesota				
@ Michigan				
Wisconsin				
@ Iowa				

CAREER TACKLE STATS

YEAR	G/S	UT	AT	TT	TFL-YD	SCK-YD
2022	7/3	3	36	6	0.0-0	0.0-0

CAREER MISCELLANEOUS STATS

YEAR	FF	FR	PBU	INT	QBH	BLK
2022	0	0	1	2	0	0

CAREER HIGHS

Tackles	3 twice
TFLs	none
Sacks	none
Breakups	1 vs. Indiana (2022)
Interceptions	1 twice
Punt Return TD	1 vs. Indiana [blocked] (2022)



ERNEST HAUSMANN #15

6-2 | 220 | FR. | LB
COLUMBUS, NEB.

PERSONAL NOTES

- Born in Uganda
- Was legally adopted when he was two years old but was unable to join his new family in Nebraska until he was five years old

SEASON HIGHLIGHTS

- Has played in every game with two starts
- Finished with three tackles as the only true freshman to see defensive snaps in the season opener against Northwestern
- Made his first career start and had six tackles vs. North Dakota
- Became only the fifth true freshman linebacker to start for Nebraska in the last 30 seasons
- Also started against Georgia Southern and recorded seven tackles
- Recorded one tackle against No. 6 Oklahoma
- Made three tackles at Purdue

GAME-BY-GAME

OPPONENT	UT-AT-TT	TFL-YD	SACK-YD
vs. Northwestern	2-1-3	0.0-0	0.0-0
North Dakota	1-5-6	0.0-0	0.0-0
Ga. Southern	3-4-7	0.0-0	0.0-0
Oklahoma	1-0-1	0.0-0	0.0-0
Indiana	0-0-0	0.0-0	0.0-0
@ Rutgers	0-0-0	0.0-0	0.0-0
@ Purdue	2-1-3	0.0-0	0.0-0
Illinois			
Minnesota			
@ Michigan			
Wisconsin			
@ Iowa			

CAREER TACKLE STATS

YEAR	G/S	UT	AT	TT	TFL-YD	SCK-YD
2022	7/2	9	11	20	0.0-0	0.0-0

CAREER MISCELLANEOUS STATS

YEAR	FF	FR	PBU	INT	QBH	BLK
2022	0	0	0	0	0	0

CAREER HIGHS

Tackles	7 vs. Georgia Southern (2022)
TFLs	none
Sacks	none
Breakups	none



TOMMI HILL #2

6-0 | 200 | SO. | WR
ORLANDO, FLA.

CAREER NOTES

- Spent his freshman year (2021) at Arizona State
- As a defender at ASU and Nebraska, played in 15 games with four starts, totaling 17 tackles and four breakups before moving to wide receiver

SEASON HIGHLIGHTS

- Began the year as a starting cornerback before switching to wide receiver
- Started the first four games at cornerback
- Started in his Husker debut against Northwestern and had five tackles, a breakup and a hurry
- Had three tackles and another breakup against North Dakota
- Made a career-high eight tackles and had a career-high two breakups vs. Georgia Southern
- Had one tackle vs. No. 6 Oklahoma
- Made the switch to wide receiver prior to the Rutgers game
- Had one kickoff return for 22 yards at Rutgers
- Saw his first offensive snaps at Purdue
- Did not have a catch but set career highs with four kickoff returns, 91 kickoff return yards and a long kickoff return of 32 yards

GAME-BY-GAME

OPPONENT	REC.	YDS	TD	LONG
vs. Northwestern*	0	0	0	-
North Dakota*	0	0	0	-
Ga. Southern*	0	0	0	-
Oklahoma*	0	0	0	-
Indiana*	0	0	0	-
@ Rutgers	0	0	0	-
@ Purdue	0	0	0	-
Illinois				
Minnesota				
@ Michigan				
Wisconsin				
@ Iowa				

*Note: Played cornerback the first five games

CAREER RECEIVING STATS

YEAR	G/S	REC.	YDS	Y/R	Y/G	TD
2021*	11/0	0	0	0.0	0.0	0
2022	7/4	0	0	0.0	0.0	0
TOTAL	18/4	0	0	0.0	0.0	0

*at Arizona State

Note: Played CB in 2021 & first 5 games of 2022

KICKOFF RETURNS: 9 att., 192 yds, 0 TD

CAREER HIGHS

Receptions	none
Receiving Yards	none
Receiving Touchdowns	none
Long Reception	none
Kickoff Returns	4 at Purdue (2022)
Kickoff Return Yards	91 at Purdue (2022)
Kickoff Return Touchdowns	none
Long Kickoff Return	32 at Purdue (2022)



TRENT HIXSON #75

6-4 | 305 | SR. | OL
OMAHA, NEB.

CAREER HONORS

- Big Ten Distinguished Scholar (2021)
- 4-Time Academic All-Big Ten
- 10-Time Nebraska Scholar-Athlete Honor Roll
- 4-Time Brook Berringer Citizenship Team
- 4-Time Tom Osborne Citizenship Team

CAREER NOTES


- Earned his degree in accounting

SEASON HIGHLIGHTS

- Has started every game at center
- Is 1 of 2 Husker offensive linemen to start every game
- Is the only Husker offensive lineman to start every game at the same position
- Made his first career start at center against Northwestern

CAREER STATS

- **Games:** 31 (4 in 2018; 12 in 2019; 3 in 2020; 5 in 2021; 7 in 2022)
- **Starts:** 21 (12 in 2019; 2 in 2021; 7 in 2022)



HENRY LUTOVSKY #59

6-6 | 310 | R-FR. | OL
CRAWFORDSVILLE, IOWA

CAREER HONORS

- Nebraska Scholar-Athlete Honor Roll (Spring 2022)

CAREER NOTES

- Played in two games in 2021, becoming the 17th true freshman offensive lineman to play in a game in Nebraska history

SEASON HIGHLIGHTS

- Has played in every game with one start
- Started at right guard at Purdue, his first career start

CAREER STATS

- **Games:** 9 (2 in 2021; 7 in 2022)
- **Starts:** 1 (1 in 2022)



NASH HUTMACHER #72

6-4 | 330 | SO. | DL
OACOMA, S.D.

CAREER HONORS

- Academic All-Big Ten (2021)
- 4-Time Nebraska Scholar-Athlete Honor Roll

CAREER NOTES

- Was a four-time state champion wrestler with a 166-0 record from his freshman to senior season at Chamberlain High School
- Won each of his final 73 high school matches by pin, the second-longest pin streak in the history of high school wrestling
- Won two national championships as a high school wrestler

SEASON HIGHLIGHTS

- Has played in every game with one start
- Made his first career start against Northwestern
- Had his first career tackle vs. North Dakota
- Finished with a career-high two tackles against No. 6 Oklahoma
- Recorded one tackle against Indiana
- Made his first career solo tackle at Purdue

GAME-BY-GAME

OPPONENT	UT-AT-TT	TFL-YD	SACK-YD
vs. Northwestern	0-0-0	0.0-0	0.0-0
North Dakota	0-1-1	0.0-0	0.0-0
Ga. Southern	0-0-0	0.0-0	0.0-0
Oklahoma	0-2-2	0.0-0	0.0-0
Indiana	0-1-1	0.0-0	0.0-0
@ Rutgers	0-0-0	0.0-0	0.0-0
@ Purdue	1-0-1	0.0-0	0.0-0
Illinois			
Minnesota			
@ Michigan			
Wisconsin			
@ Iowa			

CAREER TACKLE STATS

YEAR	G/S	UT	AT	TT	TFL-YD	SCK-YD
2020*	1/0	0	0	0	0.0-0	0.0-0
2021	11/0	0	0	0	0.0-0	0.0-0
2022	7/1	1	4	5	0.0-0	0.0-0
TOTAL	20/1	1	4	5	0.0-0	0.0-0

*redshirt season

CAREER MISCELLANEOUS STATS

YEAR	FF	FR	PBU	INT	QBH	BLK
2020*	0	0	0	0	0	0
2021	0	0	0	0	0	0
2022	0	0	0	0	0	0
TOTAL	0	0	0	0	0	0

*redshirt season

CAREER HIGHS

Tackles	2 vs. Oklahoma (2022)
TFLs	none
Sacks	none
Breakups	none



CHRIS KOLAREVIC #31

6-1 | 225 | SR. | LB
TRAVERSE CITY, MICH.

CAREER HONORS

- 2-Time Nebraska Scholar-Athlete Honor Roll

CAREER NOTES

- Graduate transfer from FCS Northern Iowa
- Played in 16 games with 15 starts at UNI, recording 144 tackles, 9.5 TFLs and 2.0 sacks

CAREER SUPERLATIVES

- Double-Digit Tackle Games: 9

SEASON HIGHLIGHTS

- Has played in every game
- Had a two-yard tackle for loss vs. Northwestern
- Made two tackles against North Dakota
- Totaled eight tackles against No. 6 Oklahoma
- Blocked a punt against Indiana (returned for TD)
- Also added three tackles against the Hoosiers
- Had two tackles at Rutgers and had two kickoff returns for 18 yards as an upback
- Had four tackles at Purdue

GAME-BY-GAME

OPPONENT	UT-AT-TT	TFL-YD	PBU	INT
vs. Northwestern	1-1-2	1.0-2	0	0
North Dakota	0-2-2	0.0-0	0	0
Ga. Southern	0-0-0	0.0-0	0	0
Oklahoma	2-6-8	0.0-0	0	0
Indiana	1-2-3	0.0-0	0	0
@ Rutgers	1-1-2	0.0-0	0	0
@ Purdue	3-1-4	0.0-0	0	0
Illinois				
Minnesota				
@ Michigan				
Wisconsin				
@ Iowa				

CAREER TACKLE STATS

YEAR	G/S	UT	AT	TT	TFL-YD	SCK-YD
2017					Redshirt	
2018*	6/6	25	40	65	3.0-4	0.0-0
2019*	10/9	33	46	79	6.5-23	2.0-17
2020*					DNP (No FCS Fall Season)	
2021	12/0	15	12	27	1.0-1	0.0-0
2022	7/0	8	13	21	1.0-2	0.0-0
TOTAL	35/15	82	112	194	11.5-30	2.0-17

*at FCS Northern Iowa

CAREER MISCELLANEOUS STATS

YEAR	FF	FR	PBU	INT	QBH	BLK
2017*						Redshirt
2018*	0	0	4	1	0	0
2019*	0	1	1	1	1	0
2020*						DNP (No FCS Fall Season)
2021	0	0	0	0	0	0
2022	0	0	0	0	1	1
TOTAL	0	1	5	2	2	1

*at FCS Northern Iowa

CAREER HIGHS

Tackles	19 vs. South Dakota (2019)*
TFLs	1.5 twice*
Sacks	1.0 twice*
Breakups	2 at Indiana State (2018)*
Interceptions	1 twice*
Blocked Punts	1 vs. Indiana (2022)

*at FCS Northern Iowa



WYATT LIEWER #85

6-4 | 190 | JR. | WR
O'NEILL, NEB.

CAREER HONORS

- Nebraska Offensive Scout Team MVP (2018)
- Big Ten Distinguished Scholar (2022)
- 3-Time Academic All-Big Ten
- 8-Time Nebraska Scholar-Athlete Honor Roll
- Brook Berringer Citizenship Team (2019)
- Tom Osborne Citizenship Team (2019)

PERSONAL NOTES

- His father, Jamie, was a three-year letterwinner for the Huskers from 1990 to 1992, and a two-year starter on the defensive line

CAREER NOTES

- Earned his degree in agricultural economics

SEASON HIGHLIGHTS

- Has played in every game with a start against Northwestern
- Caught his first pass of the season with a career-long 13-yard grab against Georgia Southern
- Had a five-yard catch against No. 6 Oklahoma

GAME-BY-GAME

OPPONENT	REC.	YDS	TD	LONG
vs. Northwestern	0	0	0	-
North Dakota	0	0	0	-
Ga. Southern	1	13	0	13
Oklahoma	1	5	0	5
Indiana	0	0	0	-
@ Rutgers	0	0	0	-
@ Purdue	0	0	0	-
Illinois				
Minnesota				
@ Michigan				
Wisconsin				
@ Iowa				

CAREER RECEIVING STATS						
YEAR	G/S	REC.	YDS	Y/R	Y/G	TD
2018						
Redshirt						
2019	0/0	0	0	0.0	0.0	0
2020	8/0	3	22	7.3	2.8	1
2021	12/4	4	24	6.0	2.0	0
2022	7/1	2	18	9.0	2.6	0
TOTAL	27/5	9	64	7.1	2.4	1

CAREER HIGHS	
Receptions	2 twice
Receiving Yards	22 vs. Minnesota (2020)
Receiving Touchdowns	1 at Purdue (2020)
Long Reception	13 vs. Ga. Southern (2022)



OMAR MANNING #5

6-4 | 225 | SR. | WR
LANCASTER, TEXAS

CAREER HONORS

- Sam Foltz 27 Hero Leadership Award (2022)
- Brook Berringer Citizenship Team (2022)
- Tom Osborne Citizenship Team (2022)

CAREER NOTES

- Began his career at TCU, redshirting in 2017, before spending the 2018 and 2019 seasons at Kilgore College in Texas
- Nation's No. 1-ranked junior college wide receiver in the 2020 class

SEASON HIGHLIGHTS

- Has battled injuries to play in five games and catch three passes for 24 yards
- Saw his first action against North Dakota and had two catches for 16 yards
- Made an eight-yard reception against Georgia Southern
- Was injured early in the Rutgers game and did not return
- Missed the Purdue game due to injury

GAME-BY-GAME

OPPONENT	REC.	YDS	TD	LONG
vs. Northwestern	-	-	-	-
North Dakota	2	16	0	13
Ga. Southern	1	8	0	8
Oklahoma	0	0	0	-
Indiana	0	0	0	-
@ Rutgers	0	0	0	-
@ Purdue	-	-	-	-
Illinois				
Minnesota				
@ Michigan				
Wisconsin				
@ Iowa				

CAREER RECEIVING STATS						
YEAR	G/S	REC.	YDS	Y/R	Y/G	TD
2017*						
Redshirt						
2018						
Kilgore College						
2019						
Kilgore College						
2020	1/0	0	0	0.0	0.0	0
2021	11/7	26	380	14.6	34.5	2
2022	5/0	3	24	8.0	4.8	0
TOTAL	17/7	29	404	13.9	23.8	2

*at TCU

RUSHING: 2 att., 0 yds, 0 TD

CAREER HIGHS	
Receptions	4 twice
Receiving Yards	75 vs. Purdue (2021)
Receiving Touchdowns	1 twice
Long Reception	40 vs. Iowa (2021)



OLIVER MARTIN #89

6-1 | 200 | SR. | WR
CORALVILLE, IOWA

CAREER HONORS

- Nebraska Scholar-Athlete Honor Roll (Spring 2021)

CAREER NOTES

- Has caught a touchdown pass for three different Big Ten teams (Michigan, Iowa, Nebraska)
- Began his career at Michigan (2017-18)
- Redshirted in 2017 and caught 11 passes for 125 yards and one touchdown in 13 games in 2018
- Transferred to Iowa in 2019 and was immediately eligible, totaling five catches for 28 yards
- Transferred to Nebraska in 2020 but did not receive an eligibility waiver until November
- Earned his Nebraska degree in finance

CAREER SUPERLATIVES

- 100-Yard Receiving Games: 1

SEASON HIGHLIGHTS

- Has played in every game with one start and has a career-high 180 receiving yards
- Caught two passes against Georgia Southern
- Made an 18-yard grab vs. No. 6 Oklahoma
- Started against Indiana and caught three passes for 65 yards, including a 34-yard touchdown
- Made two receptions at Rutgers
- Had a career-long 45-yard catch at Purdue

GAME-BY-GAME

OPPONENT	REC.	YDS	TD	LONG
vs. Northwestern	0	0	0	-
North Dakota	0	0	0	-
Ga. Southern	2	36	0	26
Oklahoma	1	18	0	18
Indiana	3	65	1	34
@ Rutgers	2	16	0	15
@ Purdue	1	45	0	45
Illinois				
Minnesota				
@ Michigan				
Wisconsin				
@ Iowa				

CAREER RECEIVING STATS						
YEAR	G/S	REC.	YDS	Y/R	Y/G	TD
2017*						
Redshirt						
2018*	13/1	11	125	11.4	9.6	1
2019^	8/0	5	28	5.6	5.6	1
2020	5/4	5	63	12.6	12.6	0
2021	8/3	10	170	17.0	21.3	1
2022	7/1	9	180	20.0	25.7	1
TOTAL	41/9	40	566	14.2	13.8	4

*at Michigan; ^at Iowa

RUSHING: 3 att., 16 yds, 0 TD

PUNT RETURNS: 4 ret., 26 yds, 0 TD

CAREER HIGHS	
Receptions	6 at Illinois (2021)
Receiving Yards	103 at Illinois (2021)
Receiving Touchdowns	1 four times
Long Reception	45 at Purdue (2022)



OCHAUN MATHIS #32

6-5 | 260 | JR. | EDGE
MANOR, TEXAS

CAREER HONORS (2018-21: TCU)

- 2-Time Second-Team All-Big 12
- Honorable-Mention Big 12 Defensive Lineman of the Year (2020)

2022 WATCH LIST

- Bronko Nagurski Trophy

CAREER SUPERLATIVES

- Games with 2.0 or More Sacks: 4

CAREER NOTES

- Graduate transfer was a two-time All-Big 12 pick played in 38 games with 34 starts at TCU, totaling 135 tackles, 30.5 TFLs and 15.5 sacks
- Earned his degree in general studies from TCU

SEASON HIGHLIGHTS

- Ranked as the nation's No. 1 edge transfer (On3) and No. 7 overall newcomer (ESPN)
- Made eight tackles in his debut vs. Northwestern
- Had a five-yard sack against North Dakota
- Totaled five tackles with a half TFL against Georgia Southern
- Recorded seven tackles against No. 6 Oklahoma
- Had two tackles and a breakup vs. Indiana
- Totaled four tackles with one sack and a pass breakup at Rutgers
- Recorded eight tackles at Purdue, one shy of his career high

GAME-BY-GAME

OPPONENT	UT-AT-TT	TFL-YD	SACK-YD
vs. Northwestern	4-4-8	0.0-0	0.0-0
North Dakota	1-1-2	1.0-5	1.0-5
Ga. Southern	0-5-5	0.5-0	0.0-0
Oklahoma	4-3-7	0.0-0	0.0-0
Indiana	0-2-2	0.0-0	0.0-0
@ Rutgers	2-2-4	1.0-1	1.0-1
@ Purdue	6-2-8	0.0-0	0.0-0
Illinois			
Minnesota			
@ Michigan			
Wisconsin			
@ Iowa			

CAREER TACKLE STATS							
YEAR	G/S	UT	AT	TT	TFL-YD	SCK-YD	
2018*^	4/0	1	3	4	0.5-2	0.0-0	
2019*	12/12	20	20	40	9.3-34	2.5-19	
2020	10/10	26	20	46	14.0-78	9.0-62	
2021	12/12	30	15	45	7.0-35	4.0-28	
2022	7/0	17	19	36	2.5-6	2.0-6	
TOTAL	45/34	94	77	171	33.0-155	17.5-115	

*at TCU; ^redshirt season

CAREER MISCELLANEOUS STATS							
YEAR	FF	FR	PBU	INT	QBH	BLK	
2018*^	0	0	0	0	0	0	
2019*	0	0	1	0	6	0	
2020	1	1	0	0	2	0	
2021	0	0	3	0	5	1	
2022	0	0	2	0	1	0	
TOTAL	1	1	6	0	14	1	

*at TCU; ^redshirt season

CAREER HIGHS	
Tackles	9 vs. Louisiana Tech (2020)*
TFLs	3.0 vs. Texas Tech (2020)*
Sacks	3.0 vs. Texas Tech (2020)*
Breakups	2 at Texas Tech (2021)*
Blocked Field Goals	1 vs. West Virginia (2021)*

*at TCU



ETEVA MAUGA-CLEMENTS #5

6-1 | 220 | SR. | LB
PLEASANT HILL, CALIF.

CAREER HONORS

- Arthur Ashe Jr. Sports Scholar Award (2022)
- Academic All-Big Ten (2021)
- 4-Time Nebraska Scholar-Athlete Honor Roll
- Brook Berringer Citizenship Team (2020)
- Tom Osborne Citizenship Team (2020)

CAREER NOTES

- Played two seasons at Diablo Valley Community College before transferring to Nebraska
- Earned his Nebraska degree in criminology and criminal justice

SEASON HIGHLIGHTS

- Has played in every game with one start
- Made two stops against Northwestern in the season opener
- Tied his then-career high with three tackles against North Dakota
- Set a career high with five tackles against No. 6 Oklahoma
- Recorded three tackles against Indiana
- Also had three tackles at Rutgers
- Made his first career start at Purdue and finished with three tackles

GAME-BY-GAME

OPPONENT	UT-AT-TT	TFL-YD	SACK-YD
vs. Northwestern	1-1-2	0.0-0	0.0-0
North Dakota	1-2-3	0.0-0	0.0-0
Ga. Southern	0-0-0	0.0-0	0.0-0
Oklahoma	3-2-5	0.0-0	0.0-0
Indiana	2-1-3	0.0-0	0.0-0
@ Rutgers	0-3-3	0.0-0	0.0-0
@ Purdue	0-3-3	0.0-0	0.0-0
Illinois			
Minnesota			
@ Michigan			
Wisconsin			
@ Iowa			

CAREER TACKLE STATS							
YEAR	G/S	UT	AT	TT	TFL-YD	SCK-YD	
2020	7/0	1	0	1	0.0-0	0.0-0	
2021	12/0	3	2	5	1.5-2	0.0-0	
2022	7/1	7	12	19	0.0-0	0.0-0	
TOTAL	26/1	11	14	25	1.5-2	0.0-0	

CAREER MISCELLANEOUS STATS							
YEAR	FF	FR	PBU	INT	QBH	BLK	
2020	0	0	0	0	0	0	
2021	0	0	1	0	0	0	
2022	0	0	0	0	0	0	
TOTAL	0	0	1	0	0	0	

CAREER HIGHS	
Tackles	5 vs. Oklahoma (2022)
TFLs	1.5 vs. Fordham (2021)
Sacks	none
Breakups	1 vs. Buffalo (2021)



BRANDON MOORE #24

6-0 | 190 | SR. | DB
SANFORD, FLA.

CAREER NOTES

- Transfer who spent five years at UCF (2016-20) and one year at Florida State (2021)
- Is in his seventh year after an injury limited him to three games over a three-year stretch
- Played in 29 games with 21 starts with UCF, totaling 77 tackles, 3.5 tackles for loss, two interceptions and 21 pass breakups,

SEASON HIGHLIGHTS

- Did not join the team until August
- Made his first tackle against Georgia Southern
- Had two tackles and an interception at Rutgers
- Made two tackles at Purdue

GAME-BY-GAME

OPPONENT	UT-AT-TT	TFL-YD	PBU	INT
vs. Northwestern	-Did Not Play-			
North Dakota	0-0-0	0.0-0	0	0
Ga. Southern	0-1-1	0.0-0	0	0
Oklahoma	0-0-0	0.0-0	0	0
Indiana	0-0-0	0.0-0	0	0
@ Rutgers	2-0-2	0.0-0	0	1
@ Purdue	1-1-2	0.0-0	0	0
Illinois				
Minnesota				
@ Michigan				
Wisconsin				
@ Iowa				

CAREER TACKLE STATS

YEAR	G/S	UT	AT	TT	TFL-YD	SCK-YD
2016	Redshirt					
2017*	13/7	25	6	31	2.5-7	0.0-0
2018*	13/13	31	12	43	1.0-1	0.0-0
2019*	1/1	1	1	2	0.0-0	0.0-0
2020*	2/0	0	1	1	0.0-0	0.0-0
2021#	-Did Not Play-					
2022	6/0	3	2	5	0.0-0	0.0-0
TOTAL	35/21	60	22	82	3.5-8	0.0-0

*at UCF; #at Florida State

CAREER MISCELLANEOUS STATS

YEAR	FF	FR	PBU	INT	QBH	BLK
2016*	Redshirt					
2017*	1	1	9	1	0	0
2018*	0	0	11	1	0	0
2019*	0	0	1	0	0	0
2020*	0	0	0	0	0	0
2021#	-Did Not Play-					
2022	0	0	0	1	0	0
TOTAL	1	1	21	3	0	0

*at UCF; #at Florida State

CAREER HIGHS

Tackles	7 vs. Florida Atlantic (2018)*
TFLs	1.0 three times*
Sacks	none
Breakups	3 vs. Memphis (2017)*
Interceptions	1 three times

*at UCF



GARRETT NELSON #44

6-4 | 245 | JR. | EDGE
SCOTTSBLUFF, NEB.

CAREER HONORS

- Team Captain (2022)
- 2-Time Academic All-Big Ten
- 3-Time Nebraska Scholar-Athlete Honor Roll

CAREER NOTES

- Earned his degree in finance
- Has started 27 consecutive games, the longest active streak on the team

PERSONAL NOTES

- His father Chris was a two-time All-America wrestler at Nebraska

SEASON HIGHLIGHTS

- Has started every game and leads Nebraska with 6.0 TFLs and 4.5 sacks
- Had three tackles and a breakup against Northwestern
- Finished with eight tackles vs. North Dakota
- Added a pass breakup and a three-yard strip sack that resulted in a takeaway
- Totaled four tackles against Georgia Southern
- Made five tackles and had a takeaway with a fumble recovery against No. 6 Oklahoma
- Set a career high with 2.0 sacks vs. Indiana
- Had a career-high 11 tackles with 2.0 TFLs and 1.5 sacks at Rutgers
- Made three tackles at Purdue with 1.0 tackle for loss, his third straight game with a TFL

GAME-BY-GAME

OPPONENT	UT-AT-TT	TFL-YD	SACK-YD
vs. Northwestern	1-2-3	0.0-0	0.0-0
North Dakota	6-2-8	1.0-3	1.0-3
Ga. Southern	2-2-4	0.0-0	0.0-0
Oklahoma	3-2-5	0.0-0	0.0-0
Indiana	3-0-3	2.0-18	2.0-18
@ Rutgers	2-9-11	2.0-12	1.5-11
@ Purdue	3-0-3	1.0-3	0.0-0
Illinois			
Minnesota			
@ Michigan			
Wisconsin			
@ Iowa			

CAREER TACKLE STATS


YEAR	G/S	UT	AT	TT	TFL-YD	SCK-YD
2019	11/0	4	11	15	2-5	0.0-0
2020	8/8	16	14	30	4.0-16	1.5-10
2021	12/12	25	32	57	11.5-57	5.0-38
2022	7/7	20	17	37	6.0-36	4.5-32
TOTAL	38/27	65	74	139	23.5-114	11.0-80

CAREER MISCELLANEOUS STATS

YEAR	FF	FR	PBU	INT	QBH	BLK
2019	0	0	0	0	0	0
2020	0	0	0	0	1	0
2021	1	0	2	0	4	0
2022	1	1	2	0	4	0
TOTAL	2	1	4	0	9	0

CAREER HIGHS

Tackles	11 at Rutgers (2022)
TFLs	2.5 at Illinois (2021)
Sacks	2.0 at Indiana (2022)
Breakups	1 four times



QUINTON NEWSOME #6

6-1 | 180 | JR. | DB
SUWANEE, GA.

CAREER HONORS

- 2-Time Nebraska Scholar-Athlete Honor Roll
- Brook Berringer Citizenship Team (2020)
- Tom Osborne Citizenship Team (2020)

CAREER SUPERLATIVES

- Double-Digit Tackle Games: 1

CAREER NOTES

- Has started 19 consecutive games

SEASON HIGHLIGHTS

- Recorded four tackles, a half tackle for loss and a pass breakup against Northwestern
- Made two tackles and had a quarterback hurry against North Dakota
- Had six tackles and tied his career high with two pass breakups against Georgia Southern
- Finished with five tackles vs. No. 6 Oklahoma
- Recorded five tackles and tied his career high with two pass breakups against Indiana
- Started at Rutgers but was injured in the game
- Returned to total six tackles with two pass breakups the next week at Purdue

GAME-BY-GAME

OPPONENT	UT-AT-TT	TFL-YD	PBU	INT
vs. Northwestern	2-2-4	0.5-1	1	0
North Dakota	0-2-2	0.0-0	0	0
Ga. Southern	5-1-6	0.0-0	2	0
Oklahoma	4-1-5	0.0-0	0	0
Indiana	2-3-5	0.0-0	2	0
@ Rutgers	0-0-0	0.0-0	0	0
@ Purdue	6-0-6	0.0-0	2	0
Illinois				
Minnesota				
@ Michigan				
Wisconsin				
@ Iowa				

CAREER TACKLE STATS

YEAR	G/S	UT	AT	TT	TFL-YD	SCK-YD
2019	10/0	0	0	0	0-0	0.0-0
2020	8/1	9	2	11	0.0-0	0.0-0
2021	12/12	38	19	57	2.0-6	1.0-4
2022	7/7	19	9	28	0.5-1	0.0-0
TOTAL	37/20	69	30	96	2.5-7	1.0-4

CAREER MISCELLANEOUS STATS

YEAR	FF	FR	PBU	INT	QBH	BLK
2019	0	0	0	0	0	0
2020	1	0	0	0	0	0
2021	0	0	4	0	0	0
2022	0	0	7	0	1	0
TOTAL	1	0	11	0	1	0

CAREER HIGHS

Tackles	10 vs. Ohio St. (2021)
TFLs	1.0 twice
Sacks	1.0 vs. Fordham (2021)
Breakups	2 four times



TREY PALMER #3

6-1 | 190 | JR. | WR
KENTWOOD, LA.

CAREER HONORS

- Nebraska Scholar-Athlete Honor Roll (Spring 2022)

NEBRASKA RECORD

- Receiving Yards in a Game: 237 (vs. Purdue, Oct. 15, 2022)

2022 WATCH LISTS

- Biletnikoff Award (added to list in October)
- Paul Hornung Award

CAREER NOTES

- Spent three seasons at LSU (2019-21) before transferring to Nebraska
- Caught 41 passes for 458 yards and three touchdowns at LSU with 15 kickoff returns for 394 yards and 23 punt returns for 188 yards
- Has both a punt and kickoff return for a touchdown in his career

CAREER SUPERLATIVES

- 100-Yard Receiving Games: 2
- Games with Multiple Receiving TDs: 1

2022 TOP 25 NCAA FBS RANKINGS

- Receiving Yards Per Game: 4th (111.6)
- Receiving Yards: 6th (781)
- Receptions Per Game: 15th (6.7)
- All-Purpose Yards Per Game: 15th (135.3)*
- All-Purpose Yards: 20th (947)
- Receptions: 21st (47)

SEASON HIGHLIGHTS

- Graded as the No. 1 wide receiver in the nation by Pro Football Focus
- Ranks 15th nationally in all-purpose yards per game with only 58 touches, while every other player in the top 15 has at least 122 touches
- Has started every game and leads NU with career highs in receptions (47), receiving yards (781) and receiving touchdowns (5)
- Has set career highs in receiving yards five times this season
- Has 26 more receptions than any other Husker and 485 more receiving yards
- Has the only 200-yard receiving game by a Big Ten player in 2022
- Owns two of the top three games for individual receiving yards in Big Ten conference play and is the only Big Ten player to have two 150-yard receiving efforts in conference play
- Set a then-career high with eight catches against Northwestern with two kick returns for 42 yards
- Totaled 82 receiving yards vs. North Dakota
- Had six receptions for 81 yards against Georgia Southern with a 20-yard kickoff return
- Set a career high with 10 catches for 92 yards against No. 6 Oklahoma with a 32-yard touchdown reception for his first score at NU
- Posted his first career 100-yard receiving game by catching eight passes for 157 yards against Indiana, including a 71-yard touchdown
- Also returned three punts for 37 yards

- Caught four passes for 64 yards at Rutgers, including the game-winning 27-yard touchdown with 8:54 remaining
- Topped 1,000 career receiving yards on his game-winning touchdown catch
- Caught seven passes at Purdue with a career-high two touchdowns, his fourth straight game with a touchdown catch
- Set a school record with 237 receiving yards, including a career-long 72-yard touchdown
- His 237 receiving yards are the fourth-highest total in the FBS this season and rank second among Power Five players
- Also had a career-long 60-yard rush to finish with 297 all-purpose yards, the fifth-highest total in school history and the most since 2014
- Averaged 37.1 yards per play on his eight offensive touches at Purdue
- According to Sports Reference, was the 4th FBS player this century to have 200 receiving yards and 50 rushing yards in a game and the first to have 225 receiving yards and 50 rushing yards

GAME-BY-GAME

OPPONENT	REC.	YDS	TD	LONG
vs. Northwestern	8	68	0	16
North Dakota	4	82	0	35
Ga. Southern	6	81	0	24
Oklahoma	10	92	1	32
Indiana	8	157	1	35
@ Rutgers	4	64	1	27
@ Purdue	7	237	2	72
Illinois				
Minnesota				
@ Michigan				
Wisconsin				
@ Iowa				

CAREER STATS

YEAR	G/S	REC.	YDS	Y/R	Y/G	TD
2019*	9/0	1	6	6.0	0.7	0
2020*	8/0	10	108	10.8	13.5	0
2021*	11/5	30	344	11.5	31.3	3
2022	7/7	47	781	16.6	111.6	5
TOTAL	35/12	88	1,239	14.1	35.4	8

*at LSU

RUSHING: 5 att., 66 yds, 0 TD

KICKOFF RETURNS: 18 att., 456 yds, 1 TD

PUNT RETURNS: 27 att., 224 yds, 1 TD

CAREER RECEIVING HIGHS

Receptions	10 vs. Oklahoma (2022)
Receiving Yards	237 at Purdue (2022)^
Receiving Touchdowns	2 at Purdue (2022)
Long Reception	72 [TD] at Purdue (2022)

^school record

CAREER RETURN HIGHS

Kickoff Returns	3 vs. Auburn (2020)*
Kickoff Return Yards	118 vs. So. Carolina (2020)*
Long Kickoff Return	93 [TD] vs. So. Carolina (2020)*
Punt Returns	4 vs. Arkansas (2021)*
Punt Return Yards	54 vs. Northwestern St. (2019)*
Long Punt Return	54 [TD] vs. Northwestern St. (2019)*
All-Purpose Yards	297 at Purdue (2022)

*at LSU



**CAMERON
PIEPER** #91

6-4 | 250 | JR. | LS
LINCOLN, NEB.

CAREER HONORS

- 3-Time Big Ten Distinguished Scholar
- 3-Time Academic All-Big Ten
- 8-Time Nebraska Scholar-Athlete Honor Roll
- 2-Time Brook Berringer Citizenship Team
- 2-Time Tom Osborne Citizenship Team

SEASON HIGHLIGHTS

- Has handled the long-snapping duties on Nebraska's field goal and PAT units in every game

CAREER STATS

- **Games:** 25 (8 in 2020; 11 in 2021; 7 in 2022)



**ETHAN
PIPER** #57

6-2 | 295 | SO. | OL
NORFOLK, NEB.

CAREER HONORS

- 2-Time Big Ten Distinguished Scholar
- 2-Time Academic All-Big Ten
- 6-Time Nebraska Scholar-Athlete Honor Roll
- Sam Foltz 27 Hero Leadership Award (2021)
- Brook Berringer Citizenship Team (2021)
- Tom Osborne Citizenship Team (2021)

2022 WATCH LIST

- Allstate Good Works Team

CAREER NOTES

- Played in one game while redshirting in 2019, becoming the 13th true freshman offensive lineman to play in a game at Nebraska

SEASON HIGHLIGHTS

- Has played in five games with three starts
- Earned his first start of the season at left guard against Indiana
- Has started the last three games at left guard

CAREER STATS

- **Games:** 19
(1 in 2019; 8 in 2020; 5 in 2021; 5 in 2022)
- **Starts:** 13 (7 in 2020; 3 in 2021; 3 in 2022)



**CHUBBA
PURDY** #6

6-2 | 210 | R-FR. | QB
QUEEN CREEK, ARIZ.

CAREER HONORS

- Nebraska Scholar-Athlete Honor Roll (Spring 2022)

PERSONAL NOTES

- His brother Brock was a quarterback at Iowa State (2018-21) who is with the San Francisco 49ers
- His father Shawn played baseball at Miami and had an eight-year minor league career

CAREER NOTES

- Spent two seasons at Florida State (2020-21) before transferring to Nebraska
- Did not officially use any season of eligibility at FSU, but played in four games with one start
- Completed 32-of-58 passes for 317 yards and four touchdowns with 20 carries for 62 yards

SEASON HIGHLIGHTS

- Has played in three games
- Made his Nebraska debut against No. 6 Oklahoma, completing 7-of-11 passes for 35 yards and rushing five times for 29 yards, including an eight-yard touchdown
- Had one pass attempt and a two-yard rush at Rutgers

CAREER PASSING STATS

YEAR	G/S	CMP-ATT	PCT	YDS	TD	INT
2020*	3/1	27-53	50.9	219	2	1
2021*^	1/0	5-5	100.0	98	2	0
2022	3/0	7-12	58.3	35	0	1
TOTAL	7/1	39-70	55.7	352	4	2

TOTAL OFFENSE: 98 att., 435 yds, 5 TDs

*at Florida State; ^redshirt season

CAREER RUSHING STATS

YEAR	G/S	ATT.	NET	Y/A	Y/G	TD
2020*	3/1	19	57	3.0	19.0	0
2021*^	1/0	1	5	5.0	5.0	0
2022	3/0	8	21	2.6	7.0	1
TOTAL	7/1	28	83	3.0	11.9	1

*at Florida State; ^redshirt season

CAREER PASSING HIGHS

Attempts	23 at NC State (2020)*
Completions	15 at NC State (2020)*
Yards	181 at NC State (2020)*
Touchdowns	2 twice
Long Pass	69 [TD] at NC State (2020)*

*at Florida State

CAREER RUSHING HIGHS


Attempts	12 at NC State (2020)*
Yards	54 at NC State (2020)*
Touchdowns	1 vs. Oklahoma (2022)
Long Rush	21 at NC State (2020)*

*at Florida State

CAREER TOTAL OFFENSE HIGHS

Attempts	35 at NC State (2020)*
Yards	235 at NC State (2020)*
Total Touchdowns	2 twice*

*at Florida State



LUKE REIMER #28

6-1 | 225 | JR. | LB
LINCOLN, NEB.

CAREER HONORS

- Honorable-Mention All-Big Ten (2021)
- Big Ten Defensive Player of the Week (9/13/21)
- Nebraska Linebacker of the Year (2021)
- 2-Time Academic All-Big Ten
- 5-Time Nebraska Scholar-Athlete Honor Roll

NEBRASKA RECORDS

- Tackles in a Big Ten Game (19 vs. Purdue, 2021)

2022 WATCH LISTS

- Butkus Award
- Chuck Bednarik Award

CAREER SUPERLATIVES

- Double-Digit Tackle Games: 8

CAREER NOTES

- Joined Nebraska as a walk-on but was placed on scholarship prior to the 2020 season
- Ranked in the top 25 nationally in 2021 in tackles per game and solo tackles per game

SEASON HIGHLIGHTS

- Leads Nebraska with 49 tackles despite missing one game due to injury
- Was the first Husker with 30 or more tackles through a season's first three games since Lavonte David in 2011
- Led all tacklers with 15 stops vs. Northwestern
- Made seven tackles against North Dakota
- Had nine tackles against Georgia Southern and tied his career high with 1.5 TFLs while also breaking up a pass
- Led Nebraska with eight tackles against No. 6 Oklahoma, including a four-yard sack
- Tied for the team lead with five tackles vs. Indiana and had a career-high two pass breakups
- Had an identical stat line with five tackles and two pass breakups at Rutgers the next week
- Suffered an injury in the Rutgers game that kept him out of the Purdue contest, snapping his streak of starting 18 consecutive games

GAME-BY-GAME

OPPONENT	UT-AT-TT	TFL-YD	SACK-YD
vs. Northwestern	7-8-15	0.0-0	0.0-0
North Dakota	0-7-7	0.0-0	0.0-0
Ga. Southern	4-5-9	1.5-2	0.0-0
Oklahoma	3-5-8	1.0-4	1.0-4
Indiana	2-3-5	0.0-0	0.0-0
@ Rutgers	3-2-5	0.0-0	0.0-0
@ Purdue	-Did Not Play-		
Illinois			
Minnesota			
@ Michigan			
Wisconsin			
@ Iowa			

CAREER TACKLE STATS

YEAR	G/S	UT	AT	TT	TFL-YD	SCK-YD
2019	10/0	7	4	11	1-4	0.0-0
2020	6/5	29	11	40	5.0-18	2.0-12
2021	12/12	60	48	108	6.0-22	1.0-6
2022	6/6	19	30	49	2.5-6	1.0-4
TOTAL	34/23	115	93	208	14.5-50	4.0-22

CAREER MISCELLANEOUS STATS

YEAR	FF	FR	PBU	INT	QBH	BLK
2019	0	1	0	0	0	0
2020	1	0	0	0	0	0
2021	3	0	6	1	3	0
2022	0	0	2	1	1	0
TOTAL	4	1	11	2	4	0

CAREER HIGHS

Tackles	19 vs. Purdue (2021)
TFLs	1.5 three times
Sacks	1.0 three times
Breakups	2 vs. Indiana (2022)
Interceptions	1 twice



TY ROBINSON #99

6-6 | 310 | SO. | DL
GILBERT, ARIZ.

CAREER HONORS

- Nebraska Scholar-Athlete Honor Roll (Fall 2020)

PERSONAL NOTES

- His younger brother Truitt is a redshirt freshman wide receiver with the Huskers

SEASON HIGHLIGHTS

- Has started every game
- Had one tackle against both Northwestern and North Dakota
- Made three stops against Georgia Southern, including a half tackle for loss
- Totaled one solo tackle vs. No. 6 Oklahoma
- Made four solo stops against Indiana, including an eight-yard sack
- Recorded one tackle at Purdue

GAME-BY-GAME

OPPONENT	UT-AT-TT	TFL-YD	SACK-YD
vs. Northwestern	0-1-1	0.0-0	0.0-0
North Dakota	1-0-1	0.0-0	0.0-0
Ga. Southern	1-2-3	0.5-1	0.0-0
Oklahoma	1-0-1	0.0-0	0.0-0
Indiana	4-0-4	1.0-8	1.0-8
@ Rutgers	0-0-0	0.0-0	0.0-0
@ Purdue	0-1-1	0.0-0	0.0-0
Illinois			
Minnesota			
@ Michigan			
Wisconsin			
@ Iowa			

CAREER TACKLE STATS

YEAR	G/S	UT	AT	TT	TFL-YD	SCK-YD
2019*	3/0	0	0	0	0-0	0.0-0
2020	8/7	5	12	17	2.0-3	0.0-0
2021	12/4	13	14	27	4.0-23	2.0-20
2022	7/7	7	4	11	1.5-9	1.0-8
TOTAL	30/8	25	30	55	7.5-35	3.0-28

*redshirt season

CAREER MISCELLANEOUS STATS

YEAR	FF	FR	PBU	INT	QBH	BLK
2019*	0	0	0	0	0	0
2020	0	0	0	0	2	0
2021	0	0	1	0	1	0
2022	0	0	0	0	0	0
TOTAL	0	0	1	0	3	0

*redshirt season

CAREER HIGHS

Tackles	4 five times
TFLs	1.0 six times
Sacks	1.0 three times
Breakups	1 vs. Michigan (2021)



PHALEN SANFORD #37

5-11 | 200 | JR. | DB
BENKELMAN, NEB..

CAREER HONORS

- Nebraska Special Teams Player of the Year (2021)
- Academic All-Big Ten (2020)
- 2-Time Nebraska Scholar-Athlete Honor Roll

CAREER NOTES

- Spent his 2018 freshman season at Hastings College, where he redshirted in football and also competed in track and field
- Played eight-man football in high school

SEASON HIGHLIGHTS

- Has played in every game, seeing action on special teams and in the secondary
- Saw his first action on defense against North Dakota, finishing with a career-high two tackles
- Made a tackle on kickoff coverage against Georgia Southern
- Had one tackle on defense against No. 6 Oklahoma
- Blocked a punt at Purdue and saw extensive action on defense, finishing with a career-high three tackles

GAME-BY-GAME

OPPONENT	UT-AT-TT	TFL-YD	PBU	INT
vs. Northwestern	0-0-0	0.0-0	0	0
North Dakota	2-0-2	0.0-0	0	0
Ga. Southern	0-1-1	0.0-0	0	0
Oklahoma	1-0-1	0.0-0	0	0
Indiana	0-0-0	0.0-0	0	0
@ Rutgers	0-0-0	0.0-0	0	0
@ Purdue	2-1-3	0.0-0	0	0
Illinois				
Minnesota				
@ Michigan				
Wisconsin				
@ Iowa				

CAREER TACKLE STATS

YEAR	G/S	UT	AT	TT	TFL-YD	SCK-YD
2019	2/0	0	0	0	0-0	0.0-0
2020	4/0	0	0	0	0.0-0	0.0-0
2021	12/0	2	1	3	0.0-0	0.0-0
2022	7/0	5	2	7	0.0-0	0.0-0
TOTAL	31/0	7	3	10	0.0-0	0.0-0

CAREER MISCELLANEOUS STATS

YEAR	FF	FR	PBU	INT	QBH	BLK
2019	0	0	0	0	0	0
2020	0	0	0	0	0	0
2021	0	0	0	0	0	0
2022	0	0	0	0	0	1
TOTAL	0	0	0	0	0	1

CAREER HIGHS

Tackles	3 at Purdue (2022)
TFLs	none
Sacks	none
Breakups	none
Blocked Punt	1 at Purdue (2022)



LOGAN SMOTHERS #8

6-2 | 190 | SO. | QB
MUSCLE SHOALS, ALA.

CAREER HONORS

- Academic All-Big Ten (2021)
- 5-Time Nebraska Scholar-Athlete Honor Roll

PERSONAL NOTES

- His father Shane is the head coach at Cordova High School in Alabama, his 13th season as a high school head coach

SEASON HIGHLIGHTS

- Has played in two games at quarterback
- Lined up at quarterback for one play against Northwestern and had a seven-yard rush
- Also took one snap at quarterback against Georgia Southern and had a 10-yard rush

CAREER PASSING STATS

YEAR	G/S	CMP-ATT	PCT	YDS	TD	INT
2020				Did Not Play		
2021	6/1	23-33	69.7	317	0	1
2022	2/0	0-0	0.0	0	0	0
TOTAL	8/1	23-33	69.7	317	0	1

TOTAL OFFENSE: 72 att., 467 yds, 2 TDs

CAREER RUSHING STATS

YEAR	G/S	ATT.	NET	Y/A	Y/G	TD
2020						Did Not Play
2021	6/1	37	133	3.6	22.2	2
2022	2/0	2	17	8.5	8.5	0
TOTAL	8/1	39	150	3.8	18.8	2

CAREER PASSING HIGHS

Attempts	22 vs. Iowa (2021)
Completions	16 vs. Iowa (2021)
Yards	198 vs. Iowa (2021)
Touchdowns	none
Long Pass	54 vs. Buffalo (2021)

CAREER RUSHING HIGHS

Attempts	24 vs. Iowa (2021)
Yards	64 vs. Iowa (2021)
Touchdowns	2 vs. Iowa (2021)
Long Rush	24 vs. Iowa (2021)

CAREER TOTAL OFFENSE HIGHS

Attempts	46 vs. Iowa (2021)
Yards	262 vs. Iowa (2021)
Total Touchdowns	2 vs. Iowa (2021)



CALEB TANNOR #2

6-3 | 220 | SR. | EDGE
STONE RIDGE, GA.

CAREER HONORS

- Team Captain (2022)
- Nebraska Scholar-Athlete Honor Roll (Spring 2019)
- Brook Berringer Citizenship Team (2019)
- Tom Osborne Citizenship Team (2019)

CAREER NOTES

- Earned his degree in child, youth and family studies
- His 51 career games played are five shy of the Nebraska record, set by Cameron Meredith who played in 56 games from 2008 to 2012
- Has started 22 consecutive games

SEASON HIGHLIGHTS

- Had two tackles against Northwestern and recovered a fumble that set up a touchdown
- Tied his career high with five tackles against North Dakota and added a pass breakup
- Posted two tackles against Georgia Southern
- Made two tackles vs. No. 6 Oklahoma
- Had three tackles against Indiana
- Made four tackles with 1.5 TFLs at Rutgers
- Tied his career high with five tackles at Purdue

GAME-BY-GAME

OPPONENT	UT-AT-TT	TFL-YD	SACK-YD
vs. Northwestern	1-1-2	0.0-0	0.0-0
North Dakota	3-2-5	0.0-0	0.0-0
Ga. Southern	0-2-2	0.0-0	0.0-0
Oklahoma	1-1-2	0.0-0	0.0-0
Indiana	2-1-3	0.0-0	0.0-0
@ Rutgers	1-3-4	1.5-2	0.0-0
@ Purdue	4-1-5	0.0-0	0.0-0
Illinois			
Minnesota			
@ Michigan			
Wisconsin			
@ Iowa			

CAREER TACKLE STATS

YEAR	G/S	UT	AT	TT	TFL-YD	SCK-YD
2018	12/0	6	4	10	1-7	1.0-7
2019	12/5	9	8	17	4-15	2.5-14
2020	8/5	10	13	23	2.5-19	2.0-18
2021	12/12	15	18	33	5.5-25	2.0-16
2022	7/7	12	11	23	1.5-2	0.0-0
TOTAL	51/29	52	54	106	14.5-68	7.5-55

CAREER MISCELLANEOUS STATS

YEAR	FF	FR	PBU	INT	QBH	BLK
2018	0	0	0	0	0	0
2019	0	0	1	0	0	0
2020	1	0	0	0	2	0
2021	1	0	3	0	3	0
2022	0	1	1	0	6	0
TOTAL	2	1	5	0	11	0

CAREER HIGHS

Tackles	5 four times
TFLs	2.0 vs. Northwestern (2019)
Sacks	1.0 six times
Breakups	2 vs. Iowa (2021)



CASEY THOMPSON #11

6-0 | 195 | JR. | QB
OKLAHOMA CITY, OKLA.

CAREER HONORS (2018-21: TEXAS)

- 2-Time First-Team Academic All-Big 12
- Nebraska Scholar-Athlete Honor Roll (Spring 2022)

PERSONAL NOTES

- His father Charles played quarterback for Oklahoma in 1987 and 1988, leading the Sooners to an 11-1 record as a freshman in 1987
- His brother Kendal was a quarterback at Oklahoma (2011-13) and Utah (2014-15)

CAREER NOTES

- Grad transfer from Texas
- Spent four seasons in the Longhorn program (2018-21, playing in 19 games with 10 starts)
- Threw for 2,422 yards and 30 touchdowns
- Set a Texas program record with three career games with five or more total touchdowns
- Tied a Texas record with seven total touchdowns against Kansas on Nov. 13, 2021

2022 WATCH LISTS

- Johnny Unitas Golden Arm Award

2022 TOP 25 NCAA FBS RANKINGS

- Passing Yards Per Completion: 21st (13.8)
- Passing Yards Per Attempt: 22nd (8.9)

SEASON HIGHLIGHTS

- Ranked by ESPN as the No. 15 newcomer for the 2022 college football season
- Has three 300-yard passing games this season, only the 5th Husker quarterback to have three 300-yard passing performances in a season
- Threw for 355 yards in his Husker debut against Northwestern, the second-highest passing total in the country in Week 0
- Marked the most passing yards ever by a Husker in his debut and the most passing yards in a season opener in school history
- Also added a rushing touchdown
- Had 193 passing yards with two touchdowns against North Dakota
- Threw for 318 yards and one touchdown and rushed for 31 yards and a career-high three touchdowns against Georgia Southern
- Marked his fourth career game with four or more total touchdowns and first at Nebraska
- Threw for 129 yards against No. 6 Oklahoma, including a 32-yard touchdown pass that gave Nebraska a 7-0 lead
- Threw for 270 yards and two scores against Indiana and accounted for three total touchdowns
- Completed 24-of-36 passes for 232 yards at Rutgers
- Threw for two second-half touchdowns as Nebraska rallied to win from a 13-point halftime deficit
- Completed 16-of-29 passes and threw for 354 yards and two touchdowns at Purdue, averaging 22.1 yards per completion

GAME-BY-GAME

OPPONENT	COMP-ATT	YDS	TD	INT
vs. Northwestern	25-42	355	1	2
North Dakota	14-21	193	2	1
Ga. Southern	23-34	318	1	0
Oklahoma	14-20	129	1	0
Indiana	18-27	270	2	1
@ Rutgers	24-36	232	2	2
@ Purdue	16-29	354	2	2
Illinois				
Minnesota				
@ Michigan				
Wisconsin				
@ Iowa				

CAREER SUPERLATIVES

250-Yard Passing Games	8
300-Yard Passing Games	6
300-Yard Total Offense Games	7
Games with 2+ TD Passes	11
Games with 3+ TD Passes	3
Games with 4+ TD Passes	3
Games with 2+ Total TDs	13
Games with 3+ Total TDs	5
Games with 4+ Total TDs	4

CAREER PASSING STATS

YEAR	G/S	CMP-ATT	PCT	YDS	TD	INT
2018*						
						Redshirt
2019*	4/0	8-12	66.7	84	0	0
2020*	3/0	12-17	70.6	225	6	0
2021*	12/10	165-261	63.2	2,113	24	9
2022	7/7	134-209	64.1	1,851	11	8
TOTAL	26/17	319-499	63.9	4,273	41	17

*at Texas

TOTAL OFFENSE: 610 att., 4,434 yds, 51 TDs

CAREER RUSHING STATS

YEAR	G/S	ATT.	NET	Y/A	Y/G	TD
2018*						
						Redshirt
2019*	4/0	10	22	2.2	5.5	1
2020*	3/0	8	31	10.3	3.9	0
2021	12/10	55	157	2.9	13.1	4
2022	6/7	38	-49	-1.3	-7.0	5
TOTAL	26/17	111	161	1.5	6.2	10

*at Texas

CAREER PASSING HIGHS

Attempts	43 vs. Kansas (2021)*
Completions	30 vs. Kansas (2021)*
Yards	388 vs. Oklahoma (2021)*
Touchdowns	6 at Kansas (2021)*
Long Pass	75 [TD] vs. Oklahoma (2021)*

*at Texas

CAREER RUSHING HIGHS

Attempts	9 vs. Oklahoma St. (2021)*
Yards	44 at Arkansas (2021)*
Touchdowns	3 vs. Georgia Southern (2022)
Long Rush	41 at TCU (2021)*

*at Texas

CAREER TOTAL OFFENSE HIGHS

Attempts	49 vs. Kansas (2021)*
Yards	386 vs. Kansas (2021)*
Total Touchdowns	7 vs. Kansas (2021)*

*at Texas



TRAVIS VOKOLEK #83

6-7 | 260 | SR. | TE
SPRINGFIELD, MO.

CAREER HONORS

- Team Captain (2022)
- William V. Campbell Trophy Semifinalist (2022)
- Nebraska Offensive Scout Team MVP (2019)
- Big Ten Distinguished Scholar (2022)
- 2-Time Academic All-Big Ten
- 6-Time Nebraska Scholar-Athlete Honor Roll

PERSONAL NOTES

- His father D.J. is Nebraska's Senior Defensive Quality Control Coach
- His uncle is Terry Allen, who was the head coach of Northern Iowa (1989-96), Kansas (1997-2001) and Missouri State (2006-14)
- His grandfather Dennis was a swimmer at Iowa (1961-63) and coach at Lincoln East High School

CAREER NOTES

- Spent two seasons at Rutgers (2017-18)
- Earned his degree in child, youth and family studies from Nebraska

SEASON HIGHLIGHTS

- Caught five passes for 63 yards against Northwestern before suffering an injury
- Returned from injury to start vs. No. 6 Oklahoma
- Had an 11-yard reception against Indiana
- Had a career-high six catches for 46 yards at Rutgers, including his first TD since 2018
- Caught three passes for 38 yards at Purdue

GAME-BY-GAME

OPPONENT	REC.	YDS	TD	LONG
vs. Northwestern	5	63	0	21
North Dakota	-Did Not Play-			
Ga. Southern	-Did Not Play-			
Oklahoma	1	2	0	2
Indiana	1	11	0	11
@ Rutgers	6	46	1	11
@ Purdue	3	38	0	30
Illinois				
Minnesota				
@ Michigan				
Wisconsin				
@ Iowa				

CAREER RECEIVING STATS

YEAR	G/S	REC.	YDS	Y/R	Y/G	TD
2017*	7/2	1	14	14.0	2.0	0
2018*	12/7	16	184	11.5	15.3	2
2019						Transfer (Redshirt)
2020	8/4	9	91	10.1	11.4	0
2021	9/3	11	127	11.5	14.1	0
2022	5/4	16	160	10.0	32.0	1
TOTAL	41/20	53	576	10.9	14.0	3

*at Rutgers

CAREER HIGHS

Receptions	6 at Rutgers (2022)
Receiving Yards	69 at Michigan St. (2018)*
Receiving Touchdowns	1 three times
Long Reception	38 at Oklahoma (2021)

*at Rutgers



MARCUS WASHINGTON #7

6-2 | 190 | JR. | WR
ST. LOUIS, MO.

CAREER NOTES

- Spent three seasons at Texas (2019-21)
- Played in 31 games with eight starts and caught 25 passes for 366 yards and three touchdowns with the Longhorns

CAREER SUPERLATIVES

- 100-Yard Receiving Games: 2
- Games with 2+ TD Catches: 1

SEASON HIGHLIGHTS

- Has played in every game with six starts and ranks second on the team with 21 catches and 296 receiving yards, both of which are career highs
- Caught two passes for 27 yards against Northwestern with both catches resulting in first downs
- Started and caught two passes for 31 yards against North Dakota
- Had a career-high 123 receiving yards on six catches against Georgia Southern
- Marked his second career 100-yard receiving game and first at Nebraska
- Made two catches for 17 yards against No. 6 Oklahoma
- Caught two passes for 15 yards vs. Indiana
- Had four receptions for 53 yards at Rutgers
- Made three catches for 30 yards at Purdue

GAME-BY-GAME

OPPONENT	REC.	YDS	TD	LONG
vs. Northwestern	2	27	0	15
North Dakota	2	31	0	24
Ga. Southern	6	123	0	33
Oklahoma	2	17	0	9
Indiana	2	15	0	12
@ Rutgers	4	53	0	19
@ Purdue	3	30	0	14
Illinois				
Minnesota				
@ Michigan				
Wisconsin				
@ Iowa				

CAREER RECEIVING STATS

YEAR	G/S	REC.	YDS	Y/R	Y/G	TD
2019*	11/1	3	33	11.0	3.0	0
2020*	8/0	4	56	14.0	8.0	1
2021*	12/7	18	277	15.4	23.1	2
2022	7/6	21	296	14.1	42.3	0
TOTAL	38/14	46	662	14.4	17.4	3

*at Texas

CAREER HIGHS

Receptions	7 at Baylor (2021)*
Receiving Yards	123 vs. Ga. Southern (2022)
Receiving Touchdowns	2 vs. Kansas (2021)*
Long Reception	58 vs. Oklahoma St. (2021)*

*at Texas



BRADY WEAS #55

6-2 | 250 | SR. | LS
WHITEFISH BAY, WIS.

CAREER HONORS

- Nebraska Scholar-Athlete Honor Roll (Spring 2022)

CAREER NOTES

- Graduate transfer from FCS Georgetown who earned his degree in government with a minor in linguistics
- Played in 31 games at Georgetown

SEASON HIGHLIGHTS

- Has handled the long-snapping duties for Nebraska's punt unit in every game

CAREER STATS

- Games: 38 (11 in 2018*; 11 in 2019*; 9 in 2021*; 7 in 2022)

*at FCS Georgetown



KEVIN WILLIAMS JR. #78

6-5 | 325 | SR. | OL
OMAHA, NEB.

CAREER HONORS

- Big Ten Distinguished Scholar (2021)
- Academic All-Big Ten (2020)
- 4-Time Nebraska Scholar-Athlete Honor Roll
- Sam Foltz 27 Hero Leadership Award (2021)
- Brook Berringer Citizenship Team (2021)
- Tom Osborne Citizenship Team (2021)

PERSONAL NOTES

- Cousin of Gabrielle Union, an Omaha native who is an actress and is married to Dwyane Wade

CAREER NOTES

- Grad transfer from Northern Colorado
- Played in 22 games with 19 starts at UNC from 2018-21
- Earned his degree in sociology

SEASON HIGHLIGHTS

- Has played in four games with one start
- Started against No. 6 Oklahoma but suffered an injury that kept him out of the last three games

CAREER STATS

- Games: 24 (11 in 2018*; 9 in 2019*; 2 in 2021*; 4 in 2022)
- Starts: 20 (8 in 2018*; 9 in 2019*; 2 in 2021*; 1 in 2022)

*at FCS Northern Colorado



STEPHON WYNN JR. #90

6-3 | 305 | JR. | DL
ANDERSON, S.C.

CAREER NOTES

- Graduate transfer from Alabama, where he had 16 tackles in four seasons (2018-21)
- Member of Alabama's 2020 national title team
- Earned his degree in exercise science

SEASON HIGHLIGHTS

- Has played in every game
- Has 21 tackles in seven games at Nebraska after totaling 16 tackles in 21 games at Alabama
- Made two tackles against Northwestern
- Had a career-high four tackles vs. North Dakota
- Added a breakup, a hurry and a fumble recovery that led to a Husker field goal
- Totaled a career-high nine tackles against Georgia Southern with his first career TFL
- Made four stops against No. 6 Oklahoma
- Had two tackles at Purdue

GAME-BY-GAME

OPPONENT	UT-AT-TT	TFL-YD	SACK-YD
vs. Northwestern	0-2-2	0.0-0	0.0-0
North Dakota	3-1-4	0.0-0	0.0-0
Ga. Southern	2-7-9	0.5-0	0.0-0
Oklahoma	1-3-4	0.0-0	0.0-0
Indiana	0-0-0	0.0-0	0.0-0
@ Rutgers	0-0-0	0.0-0	0.0-0
@ Purdue	1-1-2	0.0-0	0.0-0
Illinois			
Minnesota			
@ Michigan			
Wisconsin			
@ Iowa			

CAREER TACKLE STATS

YEAR	G/S	UT	AT	TT	TFL-YD	SCK-YD
2018*^	3/0	1	2	3	0.0-0	0.0-0
2019*	9/0	1	6	7	0.0-0	0.0-0
2020*	2/0	0	1	1	0.0-0	0.0-0
2021*	7/0	1	4	5	0.0-0	0.0-0
2022	7/0	7	14	21	0.5-0	0.0-0
TOTAL	28/0	10	27	37	0.5-0	0.0-0

*at Alabama; ^redshirt season

CAREER MISCELLANEOUS STATS

YEAR	FF	FR	PBU	INT	QBH	BLK
2018*^	0	0	0	0	0	0
2019*	0	0	0	0	0	0
2020*	0	0	0	0	0	0
2021*	0	0	0	0	1	0
2022	0	1	1	0	1	0
TOTAL	0	1	1	0	2	0

*at Alabama; ^redshirt season

CAREER HIGHS

Tackles	9 vs. Georgia Southern (2022)
TFLs	0.5 vs. Georgia Southern (2022)
Sacks	none
Breakups	none



**JAQUEZ
YANT**

#0

**6-2 | 235 | SO. | RB
TALLAHASSEE, FLA.**

CAREER NOTES

- Joined Nebraska as a walk-on

CAREER SUPERLATIVES

- 100-Yard Rushing Games: 1

SEASON HIGHLIGHTS

- Has played in five games this season and scored a career-high two rushing touchdowns
- Had three carries for five yards as Nebraska's short-yardage back against Northwestern
- Rushed for 19 yards on four carries against No. 6 Oklahoma
- Had a one-yard touchwon run against Indiana
- Had four carries for 22 yards at Rutgers
- Rushed for 11 yards on four carries at Purdue, including a 1-yard touchdown

GAME-BY-GAME

OPPONENT	ATT.	YDS	TD	LONG
vs. Northwestern	3	5	0	2
North Dakota	-Did Not Play-			
Ga. Southern	-Did Not Play-			
Oklahoma	4	19	0	9
Indiana	2	3	1	2
@ Rutgers	4	22	0	10
@ Purdue	4	11	1	5
Illinois				
Minnesota				
@ Michigan				
Wisconsin				
@ Iowa				

CAREER RUSHING STATS

YEAR	G/S	ATT.	NET	Y/A	Y/G	TD
2020		Did Not Play				
2021	7/1	47	294	6.3	42.0	1
2022	5/0	17	60	3.5	12.0	2
TOTAL	12/1	64	354	5.5	29.5	3

RECEIVING: 1 rec., 5 yds, 0 TDs

CAREER HIGHS

Rushing Attempts	13	twice
Rushing Yards	127	vs. Northwestern (2021)
Rushing Touchdowns	1	three times
Long Rush	64	yards vs. Northwestern (2021)
Receptions	1	vs. Iowa (2021)
Receiving Yards	5	vs. Iowa (2021)
Receiving Touchdowns	none	
Long Reception	5	vs. Iowa (2021)*



Team Statistics

	NEBR	OPP
Scoring	208	219
Points per game	29.7	31.3
Points Off Turnovers	28	30
First Downs	158	174
Rushing	63	70
Passing	80	93
Penalty	15	11
Rushing Yardage	1083	1333
Yards gained rushing	1299	1435
Yards lost rushing	216	102
Rushing attempts	267	272
Average per rush	4.1	4.9
Average per game	154.7	190.4
TDs Rushing	16	15
Passing Yardage	1886	1969
Comp-Att-Int	141-221-9	176-289-7
Average per pass	8.5	6.8
Average per catch	13.4	11.2
Average per game	269.4	281.3
TDs Passing	11	12
Total offense	2969	3302
Total plays	488	561
Average per play	6.1	5.9
Average per game	424.1	471.7
Kick returns: #-Yards	16-293	8-110
Punt returns: #-Yards	4-66	8-96
Int returns: #-Yards	7-17	9-65
Kick return average	18.3	13.8
Punt return average	16.5	12.0
Int return average	2.4	7.2
Fumbles-Lost	8-4	7-3
Penalties-Yards	48-385	45-418
Average per game	55.0	59.7
Punts-Yards	39-1627	36-1411
Average per punt	41.7	39.2
Net punt average	38.5	35.6
Kickoffs-Yards	37-2311	44-2589
Average per kick	62.5	58.8
Net kick average	40.1	38.9
Time of possession / game	27:50	31:52
3rd-down conversion	44/97	47/110
3rd-down pct	45%	43%
4rd-down conversion	1/4	7/10



**2022-23 Nebraska Football
Overall Team Statistics
All games**

	NEBR	OPP
4rd-down pct	25%	70%
Sacks by-Yards	10-57	20-181
Misc Yards	0	0
Touchdowns scored	28	28
Field goals - attempts	4-7	8-12
On-Side kicks	0-0	0-0
Red-zone scores	(19-23) 83%	(24-28) 86%
Red-zone touchdowns	(17-23) 74%	(17-28) 61%
PAT-attempts	(28-28) 100%	(27-28) 96%
2-point conversion-attempts	(0-0) 0%	(0-0) 0%
Attendance	347417	115072
Games / Avg per game	4/86854	2/57536
Neutral site games	-	1/42699

Score by Periods

Team	1st	2nd	3rd	4th	OT	TOT
Nebraska	35	55	62	56	0	208
Opponents	51	97	45	26	0	219

Team Results

	Date	Opponent		Score	Overall	Conf	Time	Attend
*	08/27/2022	vs Northwestern	L	28-31	0-1	0-1	3:39	42699
	09/03/2022	North Dakota	W	38-17	1-1	0-1	3:25	86590
	09/10/2022	Ga. Southern	L	42-45	1-2	0-1	3:44	86862
	09/17/2022	Oklahoma	L	14-49	1-3	0-1	3:20	87161
*	10/01/2022	Indiana	W	35-21	2-3	1-1	3:38	86804
*	10/07/2022	at Rutgers	W	14-13	3-3	2-1	3:46	53752
*	10/15/2022	at Purdue	L	37-43	3-4	2-2	3:32	61320



**2022-23 Nebraska Football
Individual Statistics
All games**

Rushing

Player	gp	att	gain	loss	net	avg	td	lg	avg/g
Anthony Grant	7	144	701	19	682	4.7	6	46	97.4
Casey Thompson	7	38	122	171	-49	-1.3	5	31	-7.0
Ajay Allen	4	33	196	6	190	5.8	2	23	47.5
Jaquez Yant	5	17	60	0	60	3.5	2	10	12.0
Gabe Ervin Jr.	5	15	83	1	82	5.5	0	14	16.4
Chubba Purdy	3	8	31	10	21	2.6	1	10	7.0
Trey Palmer	7	4	72	4	68	17.0	0	60	9.7
Logan Smothers	2	2	17	0	17	8.5	0	10	8.5
Rahmir Johnson	5	1	17	0	17	17.0	0	17	3.4
Alante Brown	7	1	0	1	-1	-1.0	0	0	-0.1
Team	7	4	0	4	-4	-1.0	0	0	-0.6
Total	7	267	1299	216	1083	4.1	16	60	154.7
Opponents	7	272	1435	102	1333	4.9	15	67	190.4

Punt Returns

Player	no.	yds	avg	td	lg
Trey Palmer	4	36	9.0	0	22
Total	4	66	16.5	1	30
Opponents	8	96	12.0	0	34

Interceptions

Player	no.	yds	avg	td	lg
Marques Buford Jr.	2	0	0.0	0	0
Malcolm Hartzog	2	0	0.0	0	0
Myles Farmer	1	17	17.0	0	17
Luke Reimer	1	0	0.0	0	0
Brandon Moore	1	0	0.0	0	0
Total	7	17	2.4	0	17
Opponents	9	65	7.2	0	33

Passing

Player	gp	effic	comp-att-int	pct	yds	td	lg	avg/g
Casey Thompson	7	148.2	134-209-8	64.1	1851	11	72	264.4
Chubba Purdy	3	66.2	7-12-1	58.3	35	0	18	11.7
Total	7	143.8	141-221-9	63.8	1886	11	72	269.4
Opponents	7	127.0	176-289-7	60.9	1969	12	43	281.3

Kick Returns

Player	no.	yds	avg	td	lg
Tommi Hill	5	113	22.6	0	32
Zach Weinmaster	3	53	17.7	0	20
Trey Palmer	3	62	20.7	0	25
Anthony Grant	3	47	15.7	0	20
Chris Kolarevic	2	18	9.0	0	13
Total	16	293	18.3	0	32
Opponents	8	110	13.8	0	24

Receiving

Player	gp	no.	yds	avg	td	lg	avg/g
Trey Palmer	7	47	781	16.6	5	72	111.6
Marcus Washington	7	21	296	14.1	0	33	42.3
Travis Vokolek	5	16	160	10.0	1	30	32.0
Alante Brown	7	11	114	10.4	0	21	16.3
Anthony Grant	7	11	55	5.0	0	16	7.9
Oliver Martin	7	9	180	20.0	1	45	25.7
Brody Belt	5	7	64	9.1	1	21	12.8
Chancellor Brewington	7	5	29	5.8	1	17	4.1
Isaiah Garcia-Castaneda	4	5	120	24.0	1	58	30.0
Omar Manning	5	3	24	8.0	0	13	4.8
Nate Boerkircher	7	3	36	12.0	1	19	5.1
Wyatt Liewer	7	2	18	9.0	0	13	2.6
Ajay Allen	4	1	9	9.0	0	9	2.3
Total	7	141	1886	13.4	11	72	269.4
Opponents	7	176	1969	11.2	12	43	281.3

Fumble Returns

Player	no.	yds	avg	td	lg
Stephon Wynn Jr.	1	0	0.0	0	0
Caleb Tannor	1	0	0.0	0	0
Garrett Nelson	1	0	0.0	0	0
Total	3	0	0.0	0	0
Opponents	4	0	0.0	1	0

2022 INDIVIDUAL STATISTICS

Scoring

Player	td	fg	PAT				d	s	saf	pts
			kick	rush	rcv	pass				
Timmy Bleekrode	-	4-6	28-28	-	-	-	-	-	-	40
Anthony Grant	6	-	-	-	-	-	-	-	-	36
Casey Thompson	5	-	-	-	-	-	-	-	-	30
Trey Palmer	5	-	-	-	-	-	-	-	-	30
Jaquez Yant	2	-	-	-	-	-	-	-	-	12
Ajay Allen	2	-	-	-	-	-	-	-	-	12
Brody Belt	1	-	-	-	-	-	-	-	-	6
Chancellor Brewington	1	-	-	-	-	-	-	-	-	6
Chubba Purdy	1	-	-	-	-	-	-	-	-	6
Oliver Martin	1	-	-	-	-	-	-	-	-	6
Isaiah Garcia-Castaneda	1	-	-	-	-	-	-	-	-	6
Travis Vokolek	1	-	-	-	-	-	-	-	-	6
Nate Boerkircher	1	-	-	-	-	-	-	-	-	6
Malcolm Hartzog	1	-	-	-	-	-	-	-	-	6
Total	28	4-7	28-28	0	0	0	0	0	0	208
Opponents	28	8-12	27-28	0	0	0	0	0	0	219

Field Goals

Player	fg	pct.	01-19	20-29	30-39	40-49	50-99	lg	blk
Timmy Bleekrode	4-6	66.7	0-0	1-1	1-2	2-2	0-1	46	0
Brendan Franke	0-1	0.0	0-0	0-0	0-0	0-0	0-1	0	0
Opponents	8-12	66.7	1-1	2-2	4-6	1-2	0-1	40	0

FG Sequence

Team Name	Nebraska	Opponents
Northwestern	56	(35),36
North Dakota	37,(46)	(23)
Ga. Southern	52	(19)
Purdue	(36),(43),(22)	(37),(37),41,(34)
Oklahoma		39
Rutgers		(25),(40),58

Numbers in (parentheses) indicate field goal was made

Total Offense

Player	g	plays	rush	pass	total	avg/g
Casey Thompson	7	247	-49	1851	1802	257.4
Anthony Grant	7	144	682	0	682	97.4
Ajay Allen	4	33	190	0	190	47.5
Gabe Ervin Jr.	5	15	82	0	82	16.4
Trey Palmer	7	4	68	0	68	9.7
Jaquez Yant	5	17	60	0	60	12.0
Chubba Purdy	3	20	21	35	56	18.7
Rahmir Johnson	5	1	17	0	17	3.4
Logan Smothers	2	2	17	0	17	8.5
Alante Brown	7	1	-1	0	-1	-0.1
Team	7	0	-4	0	-4	-0.6
Total	7	488	1083	1886	2969	424.1
Opponents	7	561	1333	1969	3302	471.7

Punting

Player	no.	yds	avg	lg	tb	fc	i20	50+	blk
Brian Buschini	37	1576	42.6	65	2	15	10	6	0
Timmy Bleekrode	1	51	51.0	51	0	0	0	1	0
Team	1	0	0.0	0	0	0	0	0	1
Total	39	1627	41.7	65	2	15	10	7	1
Opponents	36	1411	39.2	61	3	19	16	8	3

Kickoffs

Player	no.	yds	avg	tb	ob	retn	net	ydln
Brendan Franke	37	2311	62.5	27	0			
Total	37	2311	62.5	27	0	8	40.1	24
Opponents	44	2589	58.8	19	0	17	38.9	26

2022 INDIVIDUAL STATISTICS

All Purpose

Player	g	rush	rcv	pr	kr	ir	total	avg/g
Trey Palmer	7	68	781	36	62	0	947	135.3
Anthony Grant	7	682	55	0	47	0	784	112.0
Marcus Washington	7	0	296	0	0	0	296	42.3
Ajay Allen	4	190	9	0	0	0	199	49.8
Oliver Martin	7	0	180	0	0	0	180	25.7
Travis Vokolek	5	0	160	0	0	0	160	32.0
Isaiah Garcia-Castaneda	4	0	120	0	0	0	120	30.0
Tommi Hill	7	0	0	0	113	0	113	16.1
Alante Brown	7	-1	114	0	0	0	113	16.1
Gabe Ervin Jr.	5	82	0	0	0	0	82	16.4
Brody Belt	5	0	64	0	0	0	64	12.8
Jaquez Yant	5	60	0	0	0	0	60	12.0
Zach Weinmaster	7	0	0	0	53	0	53	7.6
Nate Boerkircher	7	0	36	0	0	0	36	5.1
Malcolm Hartzog	7	0	0	30	0	0	30	4.3
Chancellor Brewington	7	0	29	0	0	0	29	4.1
Omar Manning	5	0	24	0	0	0	24	4.8
Chubba Purdy	3	21	0	0	0	0	21	7.0
Wyatt Liewer	7	0	18	0	0	0	18	2.6
Chris Kolarevic	7	0	0	0	18	0	18	2.6
Myles Farmer	7	0	0	0	0	17	17	2.4
Logan Smothers	2	17	0	0	0	0	17	8.5
Rahmir Johnson	5	17	0	0	0	0	17	3.4
Casey Thompson	7	-49	0	0	0	0	-49	-7.0
Team	7	-4	0	0	0	0	-4	-0.6
Total	7	1083	1886	66	293	17	3345	477.9
Opponents	7	1333	1969	96	110	65	3573	510.4

DEFENSIVE STATISTICS

#	Player	gp	Tackles				Sacks	Pass defense			Fumbles		blkd	
			ua	a	tot	tfl/yds		no-yds	int-yds	brup	qbh	fr-yds	ff	kick
28	Luke Reimer	6	19	30	49	2.5-6	1-4	1-0	5	1
23	Isaac Gifford	7	28	15	43	3-10	.	.	2	1
8	Myles Farmer	7	25	16	41	1-3	.	1-17	3
1	Marques Buford Jr.	7	27	12	39	1.5-2	.	2-0	1	.	.	1	.	.
42	Nick Henrich	5	15	22	37	3-4	.	.	.	1
44	Garrett Nelson	7	20	17	37	6-36	4.5-32	.	2	4	1-0	1	.	.
32	Ochaun Mathis	7	17	19	36	2.5-6	2-6	.	2	1
6	Quinton Newsome	7	19	9	28	0.5-1	.	.	7	1
2	Caleb Tannor	7	12	11	23	1.5-2	.	.	1	6	1-0	.	.	.
90	Stephon Wynn Jr.	7	7	14	21	0.5-0	.	.	1	1	1-0	.	.	.
31	Chris Kolarevic	7	8	13	21	1-2	.	.	.	1	.	.	1	.
82	Colton Feist	7	10	10	20	2.5-5	0.5-4	.	1	1
15	Ernest Hausmann	7	9	11	20
5	Eteva Mauga-Clements	7	7	12	19
2	Tommi Hill	7	10	7	17	.	.	.	4	1
99	Ty Robinson	7	7	4	11	1.5-9	1-8
91	Devin Drew	7	2	7	9	1-3	1-3	.	1	2
37	Phalen Sanford	7	5	2	7	1	.
13	Malcolm Hartzog	7	3	3	6	.	.	2-0	1
72	Nash Hutmacher	7	1	4	5
24	Brandon Moore	6	3	2	5	.	.	1-0
10	Jimari Butler	7	3	1	4	1-1	.	.	1
11	Braxton Clark	5	3	1	4	.	.	.	1
12	Omar Brown	7	.	3	3
29	Cooper Jewett	7	2	1	3
97	Blaise Gunnerson	7	1	2	3
3	Trey Palmer	7	2	.	2
17	Ty Hahn	6	2	.	2
11	Casey Thompson	7	2	.	2
82	Chancellor Brewington	7	1	1	2
95	Brian Buschini	7	1	.	1
9	DeShon Singleton	7	.	1	1
35	John Bullock	5	1	.	1
7	Tamon Lynam	3	1	.	1
89	Oliver Martin	7	1	.	1
33	Javin Wright	6	1	.
Totals		7	274	250	524	29-90	10-57	7-17	33	21	3-0	2	3	0
Opponents		7	274	194	468	37-229	20-181	9-65	19	12	4-0	7	1	0

SPECIAL TEAMS TACKLES

SPECIAL TEAMS TACKLES	UA-A/TOT	NW	UND	GS	OU	IND	RUT	PUR	ILL	MINN	MICH	WIS	IOWA
Isaac Gifford	4-0/4	-	-	-	1-0/1	-	1-0/1	2-0/2					
Cooper Jewett	2-0/2	2-0/2	-	0-1/1	-	-	-	-					
Ty Hahn	2-0/2	-	-	-	-	1-0/1	-	1-0/1					
Chris Kolarevic	1-1/2	-	-	-	-	-	1-1/2	-					
Phalen Sanford	0-1/1	-	-	0-1/1	-	-	-	-					
Chancellor Brewington	0-1/1	-	-	-	0-1/1	-	-	-					
Luke Reimer	0-1/1	-	-	-	0-1/1	-	-	-					
Brian Buschini	1-0/1	-	-	-	1-0/1	-	-	-					
Blaise Gunnerson	1-0/1	-	-	-	-	-	1-0/1	-					
Omar Brown	0-1/1	-	-	-	-	-	0-1/1	-					
Josh Bullock	1-0/1	-	-	-	-	-	-	1-0/1					

INDIVIDUAL OFFENSE GAME BY GAME

RUSHING/RECEIVING

Rushing

Player	No-Yds/TD	NU	UND	GS	OU	IND	RU	Purdue
Anthony Grant	144-682/6	19-101/2	23-189/2	27-138/1	13-36/0	32-136/0	19-47/0	11-35/1
Casey Thompson	38--49/5	3--18/1	6--2/0	10-31/3	5--30/0	6--32/1	2-3/0	6--1/0
Ajay Allen	33-190/2	3-7/0	11-58/1	8-76/1	11-49/0	DNP	DNP	DNP
Jaquez Yant	17-60/2	3-5/0	DNP	DNP	4-19/0	2-3/1	4-22/0	4-11/1
Gabe Ervin Jr.	15-82/0	-	1--1/0	1-2/0	7-60/0	6-21/0	DNP	DNP
Chubba Purdy	8-21/1	DNP	DNP	DNP	5-29/1	2--10/0	1-2/0	DNP
Trey Palmer	4-68/0	2-8/0	-	-	-	-	1-0/0	1-60/0
Logan Smothers	2-17/0	1-7/0	DNP	1-10/0	DNP	DNP	DNP	DNP
Rahmir Johnson	1-17/0	-	-	-	-	DNP	DNP	1-17/0
Alante Brown	1--1/0	-	-	-	-	-	1--1/0	-

Receiving

Player	No-Yds/TD	NU	UND	GS	OU	IND	RU	Purdue
Trey Palmer	47-781/5	8-68/0	4-82/0	6-81/0	10-92/1	8-157/1	4-64/1	7-237/2
Marcus Washington	21-296/0	2-27/0	2-31/0	6-123/0	2-17/0	2-15/0	4-53/0	3-30/0
Travis Vokolek	16-160/1	5-63/0	DNP	DNP	1-2/0	1-11/0	6-46/1	3-38/0
Alante Brown	11-114/0	3-32/0	2-27/0	3-28/0	1-11/0	1-14/0	1-2/0	-
Anthony Grant	11-55/0	1-16/0	1-0/0	-	-	1-1/0	6-34/0	2-4/0
Oliver Martin	9-180/1	-	-	2-36/0	1-18/0	3-65/1	2-16/0	1-45/0
Brody Belt	7-64/1	2-29/0	-	2-24/1	2-9/0	1-2/0	DNP	DNP
Isaiah Garcia-Castaneda	5-120/1	4-120/1	-	-	1-0/0	DNP	DNP	DNP
Chancellor Brewington	5-29/1	-	1-5/1	1--4/0	1-6/0	1-5/0	1-17/0	-
Nate Boerkircher	3-36/1	-	2-32/1	-	1-4/0	-	-	-
Omar Manning	3-24/0	DNP	2-16/0	1-8/0	-	-	-	DNP
Wyatt Liewer	2-18/0	-	-	1-13/0	1-5/0	-	-	-
Ajay Allen	1-9/0	-	-	1-9/0	-	DNP	DNP	DNP

PASSING

#6 Chubba Purdy	Comp	Att	Int	Pct	Yards	TD	Long	Sacked	Effic.
Oklahoma	7	11	1	63.6	35	0	18	0-0	72.2
Rutgers	0	1	0	0.0	0	0	0	0-0	0.0
Totals	7	12	1	58.3	35	0	18	1-10	66.2

#11 Casey Thompson	Comp	Att	Int	Pct	Yards	TD	Long	Sacked	Effic.
Northwestern	25	42	2	59.5	355	1	58	2-19	128.9
North Dakota	14	21	1	66.7	193	2	35	3-27	165.8
Ga. Southern	23	34	0	67.6	318	1	33	2-11	155.9
Oklahoma	14	20	0	70.0	129	1	32	4-32	140.7
Indiana	18	27	1	66.7	270	2	71	3-38	167.7
Rutgers	24	36	2	66.7	232	2	27	1-6	128.0
Purdue	16	29	2	55.2	354	2	72	4-38	166.7
Totals	134	209	8	64.1	1851	11	72	19-171	148.2

SPECIAL TEAMS RETURNS

Punt Returns

Player	No-Yds	NU	UND	GS	OU	IND	RU	Purdue
Trey Palmer	4-36	-	-	-	1--1	3-37	-	-

Kick Returns

Player	No-Yds	NU	UND	GS	OU	IND	RU	Purdue
Tommi Hill	5-113	-	-	-	-	-	1-22	4-91
Trey Palmer	3-62	2-42	-	1-20	-	-	-	-
Zach Weinmaster	3-53	-	1-15	1-18	-	-	-	1-20
Anthony Grant	3-47	1-20	1-7	1-20	-	-	-	-
Chris Kolarevic	2-18	-	-	-	-	-	2-18	-

INDIVIDUAL DEFENSE GAME BY GAME

TOTAL TACKLES

Player	S-A	Total	NU	UND	GS	OU	IND	RU	Purdue
Luke Reimer	19-30	49	7-8	0-7	4-5	3-5	2-3	3-2	DNP
Isaac Gifford	28-15	43	2-1	7-1	6-5	3-0	2-3	2-2	6-3
Myles Farmer	25-16	41	5-1	5-1	4-2	4-2	2-1	2-3	3-6
Marques Buford Jr.	27-12	39	4-3	4-1	4-1	6-1	3-1	4-2	2-3
Garrett Nelson	20-17	37	1-2	6-2	2-2	3-2	3-0	2-9	3-0
Nick Henrich	15-22	37	2-7	DNP	DNP	3-3	2-3	4-5	4-4
Ochaun Mathis	17-19	36	4-4	1-1	0-5	4-3	0-2	2-2	6-2
Quinton Newsome	19-9	28	2-2	0-2	5-1	4-1	2-3	-	6-0
Caleb Tannor	12-11	23	1-1	3-2	0-2	1-1	2-1	1-3	4-1
Chris Kolarevic	8-13	21	1-1	0-2	-	2-6	1-2	1-1	3-1
Stephon Wynn Jr.	7-14	21	0-2	3-1	2-7	1-3	-	-	1-1
Colton Feist	10-10	20	5-0	2-1	0-1	-	1-1	0-5	2-2
Ernest Hausmann	9-11	20	2-1	1-5	3-4	1-0	-	-	2-1
Eteva Mauga-Clements	7-12	19	1-1	1-2	-	3-2	2-1	0-3	0-3
Tommi Hill	10-7	17	2-3	1-2	6-2	1-0	-	-	-
Ty Robinson	7-4	11	0-1	1-0	1-2	1-0	4-0	-	0-1
Devin Drew	2-7	9	1-0	0-1	-	1-2	0-1	0-3	-
Phalen Sanford	5-2	7	-	2-0	0-1	1-0	-	-	2-1
Malcolm Hartzog	3-3	6	-	-	-	-	-	2-1	1-2
Brandon Moore	3-2	5	DNP	-	0-1	-	-	2-0	1-1
Nash Hutmacher	1-4	5	-	0-1	-	0-2	0-1	-	1-0
Braxton Clark	3-1	4	1-1	-	1-0	1-0	-	DNP	DNP
Jimari Butler	3-1	4	-	-	-	1-0	1-0	0-1	1-0
Cooper Jewett	2-1	3	1-0	1-0	0-1	-	-	-	-
Blaise Gunnerson	1-2	3	-	0-1	-	-	-	1-1	-
Omar Brown	0-3	3	0-1	0-1	-	-	-	0-1	-
Trey Palmer	2-0	2	-	-	-	-	-	1-0	1-0
Ty Hahn	2-0	2	DNP	-	-	-	1-0	-	1-0
Casey Thompson	2-0	2	1-0	1-0	-	-	-	-	-
Chancellor Brewington	1-1	2	-	-	-	0-1	-	-	1-0
Tamon Lynum	1-0	1	DNP	-	-	1-0	DNP	DNP	DNP
Oliver Martin	1-0	1	-	-	-	-	-	1-0	-
John Bullock	1-0	1	DNP	DNP	-	-	-	-	1-0
Brian Buschini	1-0	1	-	-	-	1-0	-	-	-
DeShon Singleton	0-1	1	-	-	-	-	0-1	-	-

INTERCEPTION/FUMBLE RETURNS

Interceptions Returns

Player	No-Yds	NU	UND	GS	OU	IND	RU	Purdue
Marques Buford Jr.	2-0	-	-	2-0	-	-	-	-
Malcolm Hartzog	2-0	-	-	-	-	-	1-0	1-0
Myles Farmer	1-17	-	-	-	-	-	1-17	-
Brandon Moore	1-0	DNP	-	-	-	-	1-0	-
Luke Reimer	1-0	-	-	-	-	1-0	-	DNP

Fumble Returns

Player	No-Yds	NU	UND	GS	OU	IND	RU	Purdue
Caleb Tannor	1-0	1-0	-	-	-	-	-	-
Garrett Nelson	1-0	-	-	-	1-0	-	-	-
Stephon Wynn Jr.	1-0	-	1-0	-	-	-	-	-

INDIVIDUAL DEFENSE GAME BY GAME

SACKS

Player	UA-A	Total	NU	UND	GS	OU	IND	RU	Purdue
Garrett Nelson	4-1	4.5	-	1-3	-	-	2-18	1.5-11	-
Ochaun Mathis	2-0	2	-	1-5	-	-	-	1-1	-
Luke Reimer	1-0	1	-	-	-	1-4	-	-	DNP
Devin Drew	1-0	1	-	-	-	1-3	-	-	-
Ty Robinson	1-0	1	-	-	-	-	1-8	-	-
Colton Feist	0-1	0.5	-	-	-	-	-	0.5-4	-

TACKLES FOR LOSS

Player	UA-A	Total	NU	UND	GS	OU	IND	RU	Purdue
Garrett Nelson	5-2	6.0	-	1.0-3	-	-	2.0-18	2.0-12	1.0-3
Isaac Gifford	3-0	3.0	-	1.0-5	-	-	2.0-5	-	-
Nick Henrich	3-0	3.0	-	DNP	DNP	1.0-1	-	1.0-1	1.0-2
Luke Reimer	2-1	2.5	-	-	1.5-2	1.0-4	-	-	DNP
Ochaun Mathis	2-1	2.5	-	1.0-5	0.5-0	-	-	1.0-1	-
Colton Feist	1-3	2.5	-	-	-	-	1.0-1	1.5-4	-
Marques Buford Jr.	1-1	1.5	0.5-1	1.0-1	-	-	-	-	-
Caleb Tannor	1-1	1.5	-	-	-	-	-	1.5-2	-
Ty Robinson	1-1	1.5	-	-	0.5-1	-	1.0-8	-	-
Myles Farmer	1-0	1.0	-	-	-	1.0-3	-	-	-
Jimari Butler	1-0	1.0	-	-	-	1.0-1	-	-	-
Chris Kolarevic	1-0	1.0	1.0-2	-	-	-	-	-	-
Devin Drew	1-0	1.0	-	-	-	1.0-3	-	-	-
Quinton Newsome	0-1	0.5	0.5-1	-	-	-	-	-	-
Stephon Wynn Jr.	0-1	0.5	-	-	0.5-0	-	-	-	-

FUMBLES

Fumbles Forced

Player	Number	NU	UND	GS	OU	IND	RU	Purdue
Marques Buford Jr.	1	1	-	-	-	-	-	-
Garrett Nelson	1	-	1	-	-	-	-	-

Fumbles Recovered

Player	Number	NU	UND	GS	OU	IND	RU	Purdue
Caleb Tannor	1	1	-	-	-	-	-	-
Garrett Nelson	1	-	-	-	1	-	-	-
Stephon Wynn Jr.	1	-	1	-	-	-	-	-



TEAM GAME BY GAME

Date	Opponent	Rushing				Receiving				Passing				Kick Returns			Punt Returns			tot off			
		no.	yds	td	lg	no.	yds	td	lg	cmp	att	int	yds	td	lg	no.	yds	td	lg		no.	yds	td
08/27/2022	vs Northwestern	31	110	3	46	25	355	1	58	25-42-2	355	1	58	3	62	0	25	0	0	0	0	0	465
09/03/2022	North Dakota	41	244	3	46	14	193	2	35	14-21-1	193	2	35	2	22	0	15	0	0	0	0	437	
09/10/2022	Ga. Southern	47	257	5	23	23	318	1	33	23-34-0	318	1	33	3	58	0	20	0	0	0	0	575	
09/17/2022	Oklahoma	45	163	1	14	21	164	1	32	21-31-1	164	1	32	0	0	0	0	1	-1	0	0	327	
10/01/2022	Indiana	51	115	2	17	18	270	2	71	18-27-1	270	2	71	0	0	0	0	3	67	1	30	385	
10/07/2022	at Rutgers	29	72	0	10	24	232	2	27	24-37-2	232	2	27	3	40	0	22	0	0	0	0	304	
10/15/2022	at Purdue	23	122	2	60	16	354	2	72	16-29-2	354	2	72	5	111	0	32	0	0	0	0	476	
Nebraska		267	1083	16	60	141	1886	11	72	141-221-9	1886	11	72	16	293	0	32	4	66	1	30	2969	
Opponents		272	1333	15	67	176	1969	12	43	176-289-7	1969	12	43	8	110	0	24	8	96	0	34	3302	

Nebraska Averages

Games	Avg/ rush	Avg/ catch	Pass effic	KR avg	PR avg	All purpose avg/game	Total offense avg/game
7	4.1	13.4	143.8	18.3	16.5	477.9	424.1

Date	Opponent	Tackles			Sacks no-yds	Fumble ff fr-yds	Pass Defense			blkd kick	PAT attempts			off				
		ua	a	total			tfl-yds	int-yds	qbh		brup	kick	kick	rush	rcv	saf	t/o	pts
08/27/2022	vs Northwestern	43	40	83	2.0-4	0-0	1	1-0	0-0	1	4	0	4-4	0	0	0	7	28
09/03/2022	North Dakota	39	34	73	4.0-14	2-8	1	1-0	0-0	5	6	1	5-5	0	0	0	0	38
09/10/2022	Ga. Southern	38	42	80	3.0-3	0-0	0	0-0	2-0	6	8	0	6-6	0	0	0	14	42
09/17/2022	Oklahoma	46	34	80	5.0-12	2-7	0	1-0	0-0	3	1	0	2-2	0	0	0	14	
10/01/2022	Indiana	28	24	52	6.0-32	3-26	0	0-0	1-0	6	8	1	5-5	0	0	0	35	
10/07/2022	at Rutgers	28	44	72	7.0-20	3-16	0	0-0	3-17	0	3	0	2-2	0	0	0	14	
10/15/2022	at Purdue	52	30	82	2.0-5	0-0	0	0-0	1-0	0	3	1	4-4	0	0	0	37	
Nebraska		274	248	522	29.0-90	10-57	2	3-0	7-17	21	33	3	28-28	0	0	0	28	208
Opponents		274	194	468	37.0-229	20-181	7	4-0	9-65	12	19	1	27-28	0	0	0	30	219

Date	Opponent	Punting						Field Goals				Kickoffs						
		no.	yds	avg	long	blkd	tb	fc	50+	i20	md-att	long	blkd	no.	yds	avg	tb	ob
08/27/2022	vs Northwestern	6	283	47.2	50	0	0	4	1	4	0-1	0	0	4	252	63.0	2	0
09/03/2022	North Dakota	2	84	42.0	46	0	0	2	0	1	1-2	46	0	7	400	57.1	5	0
09/10/2022	Ga. Southern	4	202	50.5	65	0	1	1	2	0	0-1	0	0	7	452	64.6	5	0
09/17/2022	Oklahoma	7	296	42.3	51	0	0	2	1	1	0-0	0	0	3	195	65.0	3	0
10/01/2022	Indiana	8	313	39.1	54	0	0	1	1	3	0-0	0	0	6	387	64.5	5	0
10/07/2022	at Rutgers	8	281	35.1	49	1	0	4	0	1	0-0	0	0	3	182	60.7	2	0
10/15/2022	at Purdue	4	168	42.0	53	0	1	1	2	0	3-3	43	0	7	443	63.3	5	0
Nebraska		39	1627	41.7	65	1	2	15	7	10	4-7	46	0	37	2311	62.5	27	0
Opponents		36	1411	39.2	61	3	3	19	8	16	8-12	40	0	44	2589	58.8	19	0

OPPONENT GAME BY GAME

Date	Opponent	Rushing				Receiving				Passing				Kick Returns			Punt Returns			tot off		
		no.	yds	td	lg	no.	yds	td	lg	cmp	att	int	yds	td	lg	no.	yds	td	lg		no.	yds
08/27/2022	vs Northwestern	47	214	2	21	27	314	2	41	27-38-0	314	2	41	1	18	0	18	0	0	0	0	528
09/03/2022	North Dakota	33	175	1	63	24	131	1	15	24-37-0	131	1	15	2	8	0	12	0	0	0	0	306
09/10/2022	Ga. Southern	30	233	5	67	37	409	1	37	37-56-2	409	1	37	1	21	0	21	0	0	0	0	642
09/17/2022	Oklahoma	54	312	4	61	19	268	3	38	19-30-0	268	3	38	0	0	0	0	4	61	0	34	580
10/01/2022	Indiana	23	67	1	34	22	223	1	28	22-44-1	223	1	28	1	21	0	21	0	0	0	0	290
10/07/2022	at Rutgers	38	115	1	21	12	233	0	43	12-30-3	233	0	43	1	24	0	24	2	19	0	12	348
10/15/2022	at Purdue	47	217	1	18	35	391	4	32	35-54-1	391	4	32	2	18	0	9	2	16	0	15	608
Opponents		272	1333	15	67	176	1969	12	43	176-289-7	1969	12	43	8	110	0	24	8	96	0	34	3302
Nebraska		267	1083	16	60	141	1886	11	72	141-221-9	1886	11	72	16	293	0	32	4	66	1	30	2969

Opponents Averages

Games	Avg/ rush	Avg/ catch	Pass effic	KR avg	PR avg	All purpose avg/game	Total offense avg/game
7	4.9	11.2	127.0	13.8	12.0	510.4	471.7

Date	Opponent	Tackles			Sacks no-yds	Fumble ff fr-yds	Pass Defense			blkd kick	PAT attempts			off				
		ua	a	total			tfl-yds	int-yds	qbh		brup	kick	kick	rush	rcv	saf	t/o	pts
08/27/2022	vs Northwestern	43	16	59	4.0-24	2-19	1	1-0	2-33	3	5	0	4-4	0	0	0	7	31
09/03/2022	North Dakota	29	38	67	5.0-30	3-27	1	1-0	1-15	0	2	0	2-2	0	0	0	7	17
09/10/2022	Ga. Southern	45	36	81	3.0-15	2-11	0	0-0	0-0	1	0	0	6-6	0	0	0	0	45
09/17/2022	Oklahoma	40	42	82	9.0-56	4-32	2	1-0	1-0	1	3	0	7-7	0	0	0	7	49
10/01/2022	Indiana	48	22	70	8.0-54	4-48	2	1-0	1-0	3	3	0	3-3	0	0	0	0	21
10/07/2022	at Rutgers	36	32	68	3.0-9	1-6	0	0-0	2-2	2	4	1	1-1	0	0	0	0	13
10/15/2022	at Purdue	33	8	41	5.0-41	4-38	1	0-0	2-15	2	2	0	4-5	0	0	0	9	43
Opponents		274	194	468	37.0-229	20-181	7	4-0	9-65	12	19	1	27-28	0	0	0	30	219
Nebraska		274	248	522	29.0-90	10-57	2	3-0	7-17	21	33	3	28-28	0	0	0	28	208

Date	Opponent	Punting						Field Goals				Kickoffs						
		no.	yds	avg	long	blkd	tb	fc	50+	i20	md-att	long	blkd	no.	yds	avg	tb	ob
08/27/2022	vs Northwestern	6	245	40.8	49	0	0	4	0	4	1-2	35	0	6	350	58.3	0	0
09/03/2022	North Dakota	6	191	31.8	59	1	1	3	1	2	1-1	23	0	4	222	55.5	1	0
09/10/2022	Ga. Southern	1	38	38.0	38	0	0	1	0	1	1-1	19	0	8	496	62.0	3	0
09/17/2022	Oklahoma	3	146	48.7	56	0	0	1	2	1	0-1	0	0	8	517	64.6	7	0
10/01/2022	Indiana	11	443	40.3	61	1	0	4	4	3	0-0	0	0	5	260	52.0	4	0
10/07/2022	at Rutgers	7	293	41.9	51	0	1	6	1	5	2-3	40	0	4	192	48.0	0	0
10/15/2022	at Purdue	2	55	27.5	40	1	1	0	0	0	3-4	37	0	9	552	61.3	4	0
Opponents		36	1411	39.2	61	3	3	19	8	16								



TEAM COMPARISON

Opponent	Score	First Downs				Rushing Number-Yards	Passing			Total Offense Plays-Yards	Return Yards	Turn- Overs
		Total	Rush	Pass	Pen		Comp-Att.-Int	Yards				
Northwestern	28-31	23 / 25	4 / 11	16 / 14	3 / 0	31-110 / 47-214	25-42-2 / 27-38-0	355 / 314	73-465 / 85-528	62 / 51	3 / 1	
North Dakota	38-17	26 / 18	15 / 10	9 / 6	2 / 2	41-244 / 33-175	14-21-1 / 24-37-0	193 / 131	62-437 / 70-306	22 / 23	2 / 1	
Ga. Southern	42-45	33 / 34	17 / 9	16 / 21	0 / 4	47-257 / 30-233	23-34-0 / 37-56-2	318 / 409	81-575 / 86-642	58 / 21	0 / 2	
Oklahoma	14-49	21 / 31	11 / 14	7 / 16	3 / 1	45-163 / 54-312	21-31-1 / 19-30-0	164 / 268	76-327 / 84-580	-1 / 61	2 / 1	
Indiana	35-21	22 / 14	7 / 2	12 / 10	3 / 2	51-115 / 23-67	18-27-1 / 22-44-1	270 / 223	78-385 / 67-290	67 / 21	2 / 1	
Rutgers	14-13	18 / 14	4 / 6	11 / 8	3 / 0	29-72 / 38-115	24-37-2 / 12-30-3	232 / 233	66-304 / 68-348	57 / 45	2 / 3	
Purdue	37-43	15 / 38	5 / 18	9 / 18	1 / 2	23-122 / 47-217	16-29-2 / 35-54-1	354 / 391	52-476 / 101-608	111 / 49	2 / 1	
Totals	208-219	158 / 174	63 / 70	80 / 93	15 / 11	267-1083 / 272-1333	141-221-9 / 176-289-7	1886 / 1969	488-2969 / 561-3302	376 / 271	13 / 10	

Opponents	3rd Down Conversion	4th Down Conversion	Time of Possession	TOP Margin	Avg Yds/Rush	Avg Yds/Pass	Avg Yds/Play	Punting Number-Avg	Penalties Number-Yards	Sacks
North Dakota	6-11 / 6-15	0-0 / 1-2	23:59 / 36:01	-12:02	6.0 / 5.3	9.2 / 3.5	7.0 / 4.4	2-42.0 / 6-31.8	7-45.0 / 6-70.0	2 / 3
Ga. Southern	9-13 / 9-13	0-0 / 2-2	31:56 / 28:04	03:52	5.5 / 7.8	9.4 / 7.3	7.1 / 7.5	4-50.5 / 1-38.0	10-77.0 / 3-15.0	0 / 2
Oklahoma	6-17 / 10-16	0-2 / 1-2	30:24 / 29:36	00:48	3.6 / 5.8	5.3 / 8.9	4.3 / 6.9	7-42.3 / 3-48.7	5-40.0 / 6-65.0	2 / 4
Indiana	7-16 / 2-15	0-0 / 0-1	33:48 / 24:06	09:42	2.3 / 2.9	10.0 / 5.1	4.9 / 4.3	8-39.1 / 11-40.3	12-111.0 / 11-92.0	3 / 4
Rutgers	4-15 / 4-16	1-2 / 0-0	31:40 / 28:20	03:20	2.5 / 3.0	6.3 / 7.8	4.6 / 5.1	8-35.1 / 7-41.9	9-67.0 / 9-97.0	3 / 1
Purdue	3-9 / 9-18	0-0 / 2-2	17:18 / 42:42	-25:24	5.3 / 4.6	12.2 / 7.2	9.2 / 6.0	4-42.0 / 2-27.5	4-40.0 / 2-14.0	0 / 4
Totals	44-97 / 47-110	1-4 / 7-10	194:53 / 223:01	-28:08	4.1 / 4.9	8.5 / 6.8	6.1 / 5.9	39-41.7 / 36-39.2	48-385.0 / 45-418.0	10 / 20

Note: Game totals are displayed in the format TEAM/OPPONENT for each category

NEBRASKA RED ZONE CHART

Nebraska Inside Opponent Red-Zone

Date	Opponent	Score	Times In RZ	Times Scored	Total Pts	Rush				FGs Made	Failed to score inside RZ				
						TDs	TDs	Pass TDs	FGs Made		FGA	Down	Int	Fumb	Half
08/27/2022	vs Northwestern	L 28-31	2	2	14	2	2	0	0	0	0	0	0	0	0
09/03/2022	North Dakota	W 38-17	5	4	28	4	2	2	0	1	0	0	0	0	0
09/10/2022	Ga. Southern	L 42-45	5	5	35	5	5	0	0	0	0	0	0	0	0
09/17/2022	Oklahoma	L 14-49	2	1	7	1	1	0	0	0	1	0	0	0	0
10/01/2022	Indiana	W 35-21	4	2	14	2	2	0	0	0	0	0	0	0	0
10/07/2022	at Rutgers	W 14-13	1	1	7	1	0	1	0	0	0	0	0	0	0
10/15/2022	at Purdue	L 37-43	4	4	20	2	2	0	2	2	0	0	0	0	0
	Totals	19 of 23 (82.6%)	23	19	125	17	14	3	2	3	1	0	0	0	0

Opponents Inside Nebraska Red-Zone

Date	Opponent	Score	Times In RZ	Times Scored	Total Pts	Rush				FGs Made	Failed to score inside RZ				
						TDs	TDs	Pass TDs	FGs Made		FGA	Down	Int	Fumb	Half
08/27/2022	Northwestern	L 28-31	5	4	24	3	2	1	1	2	0	0	0	0	0
09/03/2022	North Dakota	W 38-17	3	3	17	2	1	1	1	1	0	0	0	0	0
09/10/2022	Ga. Southern	L 42-45	6	5	31	4	3	1	1	1	0	0	0	1	0
09/17/2022	Oklahoma	L 14-49	4	3	21	3	2	1	0	0	0	0	1	0	0
10/01/2022	Indiana	W 35-21	2	2	14	2	1	1	0	0	0	0	0	0	0
10/07/2022	Rutgers	W 14-13	1	1	3	0	0	0	1	1	0	0	0	0	0
10/15/2022	Purdue	L 37-43	7	6	29	3	1	2	3	3	0	0	0	0	1
	Totals	24 of 28 (85.7%)	28	24	139	17	10	7	7	8	0	0	1	1	1

NEBRASKA & OPPONENT LONG PLAYS & DRIVE INFORMATION

LONG SEASON PLAYS (20 OR MORE YARDS)

	[-----NEBRASKA-----]				[-----OPPONENT-----]			
	RUSH	PASS	RET	TOT	RUSH	PASS	RET	TOT
vs. Northwestern	1	4	2	7	2	5	1	8
North Dakota	1	4	0	5	1	0	0	1
Georgia Southern	1	6	2	9	3	5	1	9
Oklahoma	0	2	0	2	4	5	1	10
Indiana	0	4	2	6	1	4	1	6
at Rutgers	0	3	1	4	1	4	1	6
at Purdue	2	6	3	11	0	3	0	3
TOTALS	5	29	10	44	12	26	5	43

LONG DRIVE SUPERLATIVES

	NEBRASKA	OPPONENT
Most Yards (Result)	98 Ga. Southern (TD)	82 at Northwestern (TD)
Most Plays (Result)	15 Ga. Southern (TD)	16 North Dakota (TD)
Most Time (Result)	6:05 Indiana (TD)	6:42 vs. Purdue (FG)

NEBRASKA LONG PLAYS (44; 5 RUNS; 29 PASSES; 10 RETURNS)

YDS	OPPONENT	PLAY	RESULT
72	Purdue	Pass (Thompson-Palmer)	Touchdown
71	Indiana	Pass (Thompson-Palmer)	Touchdown
64	Purdue	Pass (Thompson-Palmer)	1st-Goal
60	Purdue	Run (Palmer)	1st-10
58	Northwestern	Pass (Thompson-Garcia-Castaneda)	1st-10
46	Northwestern	Run (Grant)	Touchdown
46	North Dakota	Run (Grant)	Touchdown
45	Purdue	Pass (Thompson-Martin)	1st-10
39	Purdue	Pass (Thompson-Palmer)	1st-10
37	Purdue	Pass (Thompson-Palmer)	Touchdown
35	North Dakota	Pass (Thompson-Palmer)	1st-10
34	Indiana	Pass (Thompson-Palmer)	1st-10
34	Indiana	Pass (Thompson-Martin)	Touchdown
33	Georgia Southern	Pass (Thompson-Washington)	1st-10
32	Northwestern	Pass (Thompson-Garcia-Castaneda)	Touchdown
32	Oklahoma	Pass (Thompson-Palmer)	Touchdown
32	Purdue	KOR (Hill)	1st-10
31	North Dakota	Pass (Thompson-Palmer)	1st-10
31	Purdue	Run (Thompson)	1st-10
30	Purdue	Pass (Thompson-Vokolek)	1st-10
30	Indiana	Punt Block (Hartzog)	Touchdown
29	Georgia Southern	Pass (Thompson-Washington)	1st-goal
28	Purdue	KOR (Hill)	1st-10
27	Georgia Southern	Pass (Thompson-Washington)	1st-10
27	Rutgers	Pass (Thompson-Palmer)	Touchdown
26	Georgia Southern	Pass (Thompson-Martin)	1st-10
25	Northwestern	KOR (Palmer)	1st-10
24	Northwestern	Pass (Thompson-Garcia-Castaneda)	Fumble
24	North Dakota	Pass (Thompson-Washington)	1st-10
24	Georgia Southern	Pass (Thompson-Palmer)	1st-10
23	Georgia Southern	Run (Allen)	1st-10
22	Rutgers	KOR (Hill)	1st-10
21	North Dakota	Pass (Thompson-Brown)	1st-10
21	Northwestern	Pass (Thompson-Vokolek)	1st-10
21	Georgia Southern	Pass (Thompson-Belt)	Touchdown
21	Oklahoma	Pass (Thompson-Palmer)	Fumble
21	Indiana	Pass (Thompson-Martin)	1st-10
21	Rutgers	Pass (Thompson-Washington)	1st-10
20	Rutgers	Pass (Thompson-Palmer)	1st-10
20	Northwestern	KOR (Grant)	1st-10
20	Georgia Southern	KOR (Grant)	1st-10
20	Georgia Southern	KOR (Palmer)	1st-10
20	Indiana	PR (Palmer)	1st-10
20	Purdue	KOR (Weinmaster)	1st-10

OPPONENT LONG PLAYS (43; 12 RUNS; 26 PASSES; 5 RETURNS)

YDS	OPPONENT	PLAY	RESULT
67	Georgia Southern	Run (Green)	1st-Goal
63	North Dakota	Run (Smith)	1st-Goal
61	Oklahoma	Rush (Gabriel)	Touchdown
47	Georgia Southern	Run (Green)	Touchdown
43	Rutgers	Pass (Vedral-Jones)	1st-10
42	Northwestern	IR (Mitchell)	1st-10
41	Northwestern	Pass (Hilinski-Niro III)	Touchdown
39	Northwestern	Pass (Hilinski-Washington)	1st-10
38	Oklahoma	Pass (Gabriel-Mims)	1st-10
37	Georgia Southern	Pass (Vantrease-Johnson)	1st-Goal
35	Georgia Southern	Pass (Vantrease-Burgess)	1st-10
34	Oklahoma	PR (Mims)	1st-10
34	Indiana	Run (Lucas)	1st-10
34	Rutgers	Pass (Vedral-Ryan)	1st-10
33	Rutgers	Pass (Vedral-Jones)	1st-10
32	Purdue	Pass (O'Connell-Doerue)	1st-10
31	Purdue	Pass (O'Connell-Jones)	Touchdown
31	Georgia Southern	Pass (Vantrease-Kenerson)	1st-Goal
31	Oklahoma	Rush (Barnes)	1st-10
31	Oklahoma	Pass (Gabrel-Wease)	1st-10
29	Indiana	Pass (Bazelak-Simmons)	1st-10
29	Rutgers	Pass (Simon-Cruickshank)	1st-10
28	Indiana	Pass (Bazelak-Swinton)	1st-10
28	Purdue	Pass (O'Connell-Sheffield)	Touchdown
27	Georgia Southern	Pass (Vantrease-Hood)	1st-10
26	Georgia Southern	Run (White)	Touchdown
25	Oklahoma	Pass (Gabriel-Farooq)	1st-10
25	Oklahoma	Rush (Gray)	1st-10
25	Oklahoma	Pass (Gabriel-Farooq)	Touchdown
24	Oklahoma	Pass (Gabriel-Major)	Touchdown
24	Indiana	Pass (Bazelak-Henderson)	1st-10
24	Northwestern	Pass (Hilinski-Hull)	1st-10
24	Rutgers	KOR (Dremel)	1st-10
23	Northwestern	Pass (Hilinski-Gordon)	1st-10
22	Northwestern	Pass (Hilinski-Washington)	1st-Goal
21	Northwestern	Run (Porter)	Fumble
21	Northwestern	Run (Hull)	1st-10
21	Georgia Southern	KOR (Lewis)	1st-10
21	Rutgers	Run (Vedral)	Touchdown
21	Oklahoma	Rush (Gray)	Touchdown
21	Indiana	Pass (Bazelak-Coby)	1st-10
21	Indiana	KOR (Lucas)	1st-10
20	Georgia Southern	Pass (Vantrease-Singleton)	1st-10

GAME-OPENING DRIVES

OPPONENT	[-----NEBRASKA-----]			[-----OPPONENT-----]		
	PTS.	1ST DWN	YDS	PTS.	1ST DWN	YDS
vs. Northwestern	7	4	75	0	2	27
North Dakota	7	3	87	0	4	38
Georgia Southern	0	0	-1	7	5	74
Oklahoma	7	5	77	0	1	12
Indiana	7	2	72	0	0	1
at Rutgers	0	1	20	7	3	75
at Purdue	0	2	27	0	3	43

SECOND-HALF OPENING DRIVES

OPPONENT	[-----NEBRASKA-----]			[-----OPPONENT-----]		
	PTS.	1ST DWN	YDS	PTS.	1ST DWN	YDS
vs. Northwestern	7	3	88	0	1	16
North Dakota	7	4	75	0	2	21
Georgia Southern	0	0	9	7	4	75
Oklahoma	0	1	21	7	3	46
Indiana	0	1	19	0	1	19
at Rutgers	7	5	70	0	1	18
at Purdue	7	2	71	0	3	41



NEBRASKA & OPPONENT SCORING DRIVES, MISCELLANEOUS STATS

SCORING DRIVES

GAME	SCORING DRIVES		[----TIME----]		[--PLAYS--]		5 OR LESS	1 OR 0
	TOT	AVG.	TOT	AVG.	TOT	AVG.		
Northwestern	4	11:09	2:47	32	8.0		1	0
North Dakota	6	14:30	2:25	44	7.3		2	0
Georgia Southern	6	25:07	4:11	63	10.5		0	0
Oklahoma	2	7:01	3:30	19	9.5		0	0
Indiana	5	10:59	2:11	26	5.2		3	1
Rutgers	2	4:24	2:12	10	5.0		1	1
Purdue	7	9:10	1:18	34	4.9		4	0
TOTAL	32	82:20	2:34	228	7.1		11	2
OPPONENTS	35	79:35	2:16	251	7.2		11	0

PENALTY NUMBERS

	NU PEN.-YDS.	OPP. PEN.-YDS
Northwestern	1-5	6-85
North Dakota	7-45	6-70
Georgia Southern	10-77	3-15
Oklahoma	5-40	6-65
Indiana	12-111	11-92
Rutgers	9-67	9-97
Purdue	4-40	2-14
TOTALS (AVG/PENALTY)	48-385 (8.0)	43-438 (10.2)
AVG/GAME	6.9-55.0	6.1-62.6

NEBRASKA SCORING DRIVES

OPPONENT	[----DRIVE----]					
	PLAYS	YDS	TIME	SCORE	QTR./TIME	PLAY
Northwestern	8	75	2:19	7-0	1st/12:41	Garcia-Castaneda 32-yd. pass from Thompson
Northwestern	14	80	5:08	14-3	2nd/11:49	Thompson 1-yd. rush
Northwestern	8	88	3:24	21-17	3rd/9:37	Grant 3-yd. rush
Northwestern	2	46	0:18	28-17	3rd/9:09	Grant 46-yd. rush
North Dakota	8	87	2:02	7-0	1st/6:46	Grant 19-yd. rush
North Dakota	6	75	1:48	14-7	13:12/3rd	N. Boerkircher 19-yd. pass from Thompson
North Dakota	5	18	0:56	17-7	8:36/3rd	Bleekrode 46-yd. FG
North Dakota	5	75	1:48	24-17	2:30/3rd	Grant 46-yd. rush
North Dakota	11	89	4:25	31-17	6:35/4th	Allen 14-yd. rush
North Dakota	6	33	3:31	38-18	2:07/4th	Brewington 5-yd. pass from Thompson
Georgia Southern	9	75	3:45	7-7	4:17/1st	Thompson 8-yd. rush
Georgia Southern	10	75	3:41	14-14	13:40/2nd	Belt 21-yd. pass from Thompson
Georgia Southern	10	76	4:33	21-14	8:25/2nd	Grant 4-yd. rush
Georgia Southern	6	75	2:10	28-28	1:50/2nd	Thompson 2-yd. rush
Georgia Southern	13	84	4:59	35-35	3:18/3rd	Allen 7-yd. rush
Georgia Southern	15	98	5:58	42-38	3:05/4th	Thompson 1-yd. rush
Oklahoma	6	77	1:57	7-0	11:19/1st	Palmer 32-yd. pass from Thompson
Oklahoma	13	82	5:04	14-49	3:17/4th	Purdy 8-yd. rush
Indiana	3	72	0:47	7-0	13:17/1st	Martin 34-yd. pass from Thompson
Indiana	0	0	0:00	14-7	10:03/2nd	Hertzog 30-yard blocked punt return
Indiana	8	55	3:08	21-7	5:54/2nd	Yant 1-yd. run
Indiana	3	87	0:59	28-21	13:43/4th	Palmer 71-yd. pass from Thompson
Indiana	12	54	6:05	35-21	6:53/4th	Thompson 1-yd. rush
Rutgers	9	70	4:18	7-13	10:35/3rd	Vokolek 7-yd. pass from Thompson
Rutgers	1	27	0:06	14-13	8:54/4th	Palmer 27-yd. pass from Thompson
Purdue	8	76	2:49	7-10	2nd/13:16	Yant 1-yd. rush
Purdue	6	43	2:10	10-10	2nd/9:01	Bleekrode 36-yd. FG
Purdue	5	50	0:35	13-27	2nd/0:00	Bleekrode 43-yd. FG
Purdue	4	71	1:04	20-27	3rd/13:51	Palmer 37-yd. pass from Thompson
Purdue	6	72	1:05	23-27	3rd/5:17	Bleekrode 22-yd. FG
Purdue	2	75	0:32	30-34	3rd/1:46	Palmer 72-yd. pass from Thompson
Purdue	3	70	0:55	37-43	4th/5:55	Grant 1-yd. rush

NEBRASKA POINTS OFF TURNOVERS

GAME	TOs GAINED	TD	FG-FGA	PTS.	(NU FUM./LOST, INT)
vs. Northwestern	1 (1/1 F/L, 0 INT)	1	0-0	7	3 (1/1 F/L, 2 INT)
North Dakota	1 (3/1 F/L, 0 INT)	0	1-1	3	2 (2/1 F/L, 1 INT)
Ga. Southern	2 (0/0 F/L, 2 INT)	2	0-0	14	0 (0/0 F/L, 0 INT)
Oklahoma	1 (3/1 F/L, 0 INT)	0	0-0	0	2 (2/1 F/L, 1 INT)
Indiana	1 (0/0 F/L, 1 INT)	0	0-0	0	2 (2/1 F/L, 1 INT)
at Rutgers	3 (0/0 F/L, 3 INT)	1	0-0	7	2 (0/0 F/L, 2 INT)
at Purdue	1 (0/0 F/L, 1 INT)	0	0-0	0	2 (1/0 F/L, 2 INT)
TOTAL	10 (7/3 F/L, 7 INT)	4	1-1	31	13 (8/4 F/L, 9 INT)
OPPONENTS	13 (8/4 F/L, 9 INT)	4	1-1	31	10 (7/3 F/L, 7 INT)

STARTING FIELD POSITION*

GAME	NU AVG. START	OPP. AVG. START	NU DIFF.
	(yards/drives/in 20/past 50)	(yards/drives/in 20/past 50)	
Northwestern	22.4 (314/14/5/1)	29.8 (417/14/5/3)	-7.4
North Dakota	30.4 (365/12/3/2)	32 (384/12/2/1)	-1.6
Ga. Southern	20.5 (225/11/3/0)	22.9 (275/11/0/0)	-2.4
Oklahoma	24.8 (347/14/1/0)	32.8 (459/14/2/2)	-8.0
Indiana	32.9 (527/16/5/3)	20.3 (305/15/6/0)	12.6
Rutgers	24.8 (347/14/5/1)	34.2 (479/14/2/1)	-9.4
Purdue	26.7 (347/13/0/0)	33.8 (440/13/2/2)	-7.1
TOTAL	26.3 (2472/94/22/7)	29.7 (2759/93/19/9)	-3.4

*does not include drives with time of 0:00 (i.e. defensive and special teams touchdowns, end of half turnovers, overtime, etc.)

OPPONENT SCORING DRIVES

OPPONENT	[----DRIVE----]					
	PLAYS	YDS	TIME	SCORE	QTR./TIME	PLAY
Northwestern	9	35	4:28	3-7	1st/2:13	Stage 35-yd. FG
Northwestern	4	75	1:01	10-14	2nd/10:58	Niro III 41-yd. pass from Hilinski
Northwestern	13	82	3:15	17-14	2nd/0:25	Navarro 6-yd. pass from Hilinski
Northwestern	5	44	1:15	24-28	3rd/7:53	Porter 3-yd. rush
Northwestern	6	43	0:50	31-28	4th/11:34	Hull 3-yd. rush
North Dakota	16	80	6:51	7-7	2nd/0:13	Zavalney 1 yd. pass from Schuster
North Dakota	6	69	2:44	10-17	3rd/5:52	Stevens 23-yd. FG
North Dakota	2	8	0:44	17-17	3rd/4:22	Hoosman 5-yd. rush
Georgia Southern	13	74	4:59	7-0	1st/8:02	White 2-yd. rush
Georgia Southern	8	75	1:45	14-7	1st/2:21	White 26-yd. rush
Georgia Southern	3	75	0:58	21-21	2nd/7:27	Green 1-yd. rush
Georgia Southern	5	80	1:54	28-21	2nd/4:00	Green 47-yd. rush
Georgia Southern	8	75	2:48	35-28	3rd/12:12	Jones 10-yd. pass from Vantrease
Georgia Southern	10	77	3:39	38-35	4th/14:42	Raynor 19-yd. FG
Georgia Southern	11	75	2:29	45-42	4th/0:36	Vantrease 8-yd. rush
Oklahoma	5	75	1:49	7-7	9:30/1st	Gabriel 61-yd. rush
Oklahoma	7	63	2:17	7-14	1:57/1st	Farooq 25-yd. pass from Gabriel
Oklahoma	5	23	0:55	7-21	14:48/2nd	Major 1-yd. rush
Oklahoma	6	63	1:55	7-28	11:35/2nd	Major 24-yd. pass from Willis
Oklahoma	5	65	1:10	7-35	1:44/2nd	Gray 16-yd. rush
Oklahoma	7	46	1:41	7-42	13:13/3rd	Gray 21-yd. rush
Oklahoma	9	60	3:10	7-49	3rd/8:59	Wease 15-yd. pass from Gabriel
Indiana	0	0	0:00	7-7	2nd/12:17	Jackson 0-yd. fumble recovery
Indiana	7	75	2:05	14-21	2nd/3:09	Simmons 13-yd. pass from Bazalak
Indiana	6	70	1:53	21-21	2nd/0:15	Shivers 1-yd. run
Rutgers	6	75	2:38	7-0	1st/12:22	Vedral 21-yd. run
Rutgers	4	2	1:27	10-0	1st/2:29	McAtamney 25-yd. FG
Rutgers	7	43	2:32	13-0	2nd/6:30	McAtamney 40-yd. FG
Purdue	9	80	3:40	7-0	1st/5:54	Sheffield 2-yd. pass from O'Connell
Purdue	9	38	3:00	10-0	1st/1:09	Fineran 37-yd. FG
Purdue	7	75	3:12	17-10	2nd/5:49	Jones 31-yd. pass from O'Connell
Purdue	4	5	0:46	20-10	2nd/4:44	Fineran 37-yd. FG
Purdue	7	39	2:13	27-10	2nd/0:35	Mockabee 1-yd. rush
Purdue	6	76	2:59	34-23	3rd/2:18	Sheffield 28-yd. pass from O'Connell
Purdue	15	72	6:41	37-30	4th/10:00	Fineran 34-yd. FG
Purdue	6	62	2:08	43-30	4th/6:55	Jones 2-yd. pass from O'Connell



INDIVIDUAL CAREER/SEASON SUPERLATIVES

SEASON AND CAREER, MOST PASSING YARDS

PLAYER	2022	CAREER	2022	CAREER
Casey Thompson	355 at Northwestern	388# vs. Oklahoma, 2021	72 at Purdue (Palmer)	75 # vs. Oklahoma, 2021
Chubba Purdy	35 vs. Oklahoma	181^ vs. NC State, 2020	18 vs. Oklahoma (Martin)	69^ vs. NC State, 2020
Matt Masker		17 vs. Northwestern, 2011		7 vs. Northwestern, 2011 (Boerkircher)
Logan Smothers		198 vs. Iowa, 2021		54 vs. Buffalo, 2021 (Hickman)

*-Indicates touchdown pass; #-at Texas; ^ - at Florida State

SEASON AND CAREER, LONGEST PASS

PLAYER	2022	CAREER	2022	CAREER
Casey Thompson	355 at Northwestern	388# vs. Oklahoma, 2021	72 at Purdue (Palmer)	75 # vs. Oklahoma, 2021
Chubba Purdy	35 vs. Oklahoma	181^ vs. NC State, 2020	18 vs. Oklahoma (Martin)	69^ vs. NC State, 2020
Matt Masker		17 vs. Northwestern, 2011		7 vs. Northwestern, 2011 (Boerkircher)
Logan Smothers		198 vs. Iowa, 2021		54 vs. Buffalo, 2021 (Hickman)

SEASON AND CAREER, MOST RECEIVING YARDS

PLAYER	2022	CAREER	2022	CAREER
Ajay Allen	9 vs. Ga. Southern	Same	9 vs. Ga. Southern (Thompson)	Same
Brody Belt	29 at Northwestern	Same	21* vs. Ga. Southern (Thompson)	Same
Chancellor Brewington	5 vs. North Dakota; vs. Indiana	119-! vs. Sacramento St., 2017	5 2x vs. UND* (Thompson)/IU	45 -! vs. Illinois State, 2017
Nate Boerkircher	32 vs. North Dakota	Same	19 vs. North Dakota (Thompson)	Same
Alante Brown	32 at Northwestern	Same	21 vs. North Dakota (Thompson)	22 at Rutgers, 2020 (Martinez)
Isaiah Garcia-Castaneda	120 at Northwestern	Same	58 at Northwestern (Thompson)	75-& at New Mexico, 2021
Gabe Ervin Jr.		6 vs. Buffalo, 2021		3 vs. Buffalo, 2021 (Martinez)
Anthony Grant	34 at Rutgers	Same	16 at Northwestern (Thompson)	Same
Chris Hickman		90 vs. Buffalo, 2021		54 vs. Buffalo, 2021 (Smothers)
Rahmir Johnson		105 Michigan, 2021		43 Michigan, 2021 (Martinez)
Wyatt Leiber	13 vs. Ga. Southern	13 at Ill., 2021; vs. Ga. Southern	13 vs. Ga. Southern (Thompson)	Same
Omar Manning	16 vs. North Dakota	75 vs. Purdue, 2021	13 vs. North Dakota (Thompson)	32 vs. Fordham, 2021 (Martinez)
Oliver Martin	65 vs. Indiana	103 at Illinois, 2021	45 at Purdue (Thompson)	Same
Trey Palmer	237 at Purdue %	Same	72* at Purdue (Thompson)	Same
Travis Vokolek	63 at Northwestern	69 ^ at Michigan State	30 at Purdue (Thompson)	38 at Oklahoma (Martinez)
Jaquez Yant		5 vs. Iowa, 2021		5 vs. Iowa, 2021
Marcus Washington	123 vs. Ga. Southern	Same	33 vs. Ga. Southern (Thompson)	58-@ vs. Oklahoma State 2021

*-Indicates touchdown scored #-at LSU ^ - at Rutgers; &-at New Mexico State; !-at Northern Arizona; @-Texas; % - Nebraska School Record

SEASON AND CAREER, LONGEST CATCH

PLAYER	2022	CAREER	2022	CAREER
Ajay Allen	9 vs. Ga. Southern	Same	9 vs. Ga. Southern (Thompson)	Same
Brody Belt	29 at Northwestern	Same	21* vs. Ga. Southern (Thompson)	Same
Chancellor Brewington	5 vs. North Dakota; vs. Indiana	119-! vs. Sacramento St., 2017	5 2x vs. UND* (Thompson)/IU	45 -! vs. Illinois State, 2017
Nate Boerkircher	32 vs. North Dakota	Same	19 vs. North Dakota (Thompson)	Same
Alante Brown	32 at Northwestern	Same	21 vs. North Dakota (Thompson)	22 at Rutgers, 2020 (Martinez)
Isaiah Garcia-Castaneda	120 at Northwestern	Same	58 at Northwestern (Thompson)	75-& at New Mexico, 2021
Gabe Ervin Jr.		6 vs. Buffalo, 2021		3 vs. Buffalo, 2021 (Martinez)
Anthony Grant	34 at Rutgers	Same	16 at Northwestern (Thompson)	Same
Chris Hickman		90 vs. Buffalo, 2021		54 vs. Buffalo, 2021 (Smothers)
Rahmir Johnson		105 Michigan, 2021		43 Michigan, 2021 (Martinez)
Wyatt Leiber	13 vs. Ga. Southern	13 at Ill., 2021; vs. Ga. Southern	13 vs. Ga. Southern (Thompson)	Same
Omar Manning	16 vs. North Dakota	75 vs. Purdue, 2021	13 vs. North Dakota (Thompson)	32 vs. Fordham, 2021 (Martinez)
Oliver Martin	65 vs. Indiana	103 at Illinois, 2021	45 at Purdue (Thompson)	Same
Trey Palmer	237 at Purdue %	Same	72* at Purdue (Thompson)	Same
Travis Vokolek	63 at Northwestern	69 ^ at Michigan State	30 at Purdue (Thompson)	38 at Oklahoma (Martinez)
Jaquez Yant		5 vs. Iowa, 2021		5 vs. Iowa, 2021
Marcus Washington	123 vs. Ga. Southern	Same	33 vs. Ga. Southern (Thompson)	58-@ vs. Oklahoma State 2021

SEASON AND CAREER, MOST RUSHING YARDS

PLAYER	2022	CAREER	2022	CAREER
Ajay Allen	76 vs. Ga. Southern	Same	23 vs. Ga. Southern	Same
Brody Belt		31 at Wisconsin, 2021	11 at Wisconsin	22 at Minnesota, 2019
Alante Brown	-1 at Rutgers	18 at Iowa, 2020	-1 at Rutgers	18 at Iowa, 2020
Gabe Ervin Jr.	60 vs. Oklahoma	Same	14 vs. Oklahoma	21 vs. Buffalo, 2021
Anthony Grant	189 vs. North Dakota	Same	46** at NW; vs. No. Dakota	Same
Isaiah Garcia-Castaneda		6 vs. Kentucky, 2021		6-& vs. Kentucky, 2021
Cooper Jewett		3 vs. Northwestern, 2021		3 vs. Northwestern, 2021
Rahmir Johnson	17 at Purdue	83 at Minnesota, 2021	17 at Purdue	29 at Minnesota, 2021
Omar Manning		-1 at Michigan State, 2021		-1 at Michigan State, 2021
Matt Masker		13 vs. Northwestern, 2021		13 vs. Northwestern, 2021
Trey Palmer	60 at Purdue	Same	60 at Purdue	Same
Chubba Purdy	29 vs. Oklahoma	54^ vs. NC State, 2020	10 vs. Oklahoma	21^ vs. NC State, 2020
Logan Smothers	10 vs. Ga. Southern	64 vs. Iowa, 2021	10 vs. Ga. Southern	24 vs. Iowa, 2021
Casey Thompson	31 vs. Ga. Southern	44@ at Arkansas, 2021	31 at Purdue	41@ at TCU, 2021
Zach Weinmaster		4 vs. Northwestern, 2021		4 vs. Northwestern, 2021
Jaquez Yant	22 at Rutgers	129 vs. Northwestern, 2021	10 at Rutgers	64 vs. Northwestern, 2021

*-Indicates touchdown scored &-at New Mexico State; ^-Florida State; @-Texas

SEASON AND CAREER, LONGEST RUN

PLAYER	2022	CAREER	2022	CAREER
Ajay Allen	76 vs. Ga. Southern	Same	23 vs. Ga. Southern	Same
Brody Belt		31 at Wisconsin, 2021	11 at Wisconsin	22 at Minnesota, 2019
Alante Brown	-1 at Rutgers	18 at Iowa, 2020	-1 at Rutgers	18 at Iowa, 2020
Gabe Ervin Jr.	60 vs. Oklahoma	Same	14 vs. Oklahoma	21 vs. Buffalo, 2021
Anthony Grant	189 vs. North Dakota	Same	46** at NW; vs. No. Dakota	Same
Isaiah Garcia-Castaneda		6 vs. Kentucky, 2021		6-& vs. Kentucky, 2021
Cooper Jewett		3 vs. Northwestern, 2021		3 vs. Northwestern, 2021
Rahmir Johnson	17 at Purdue	83 at Minnesota, 2021	17 at Purdue	29 at Minnesota, 2021
Omar Manning		-1 at Michigan State, 2021		-1 at Michigan State, 2021
Matt Masker		13 vs. Northwestern, 2021		13 vs. Northwestern, 2021
Trey Palmer	60 at Purdue	Same	60 at Purdue	Same
Chubba Purdy	29 vs. Oklahoma	54^ vs. NC State, 2020	10 vs. Oklahoma	21^ vs. NC State, 2020
Logan Smothers	10 vs. Ga. Southern	64 vs. Iowa, 2021	10 vs. Ga. Southern	24 vs. Iowa, 2021
Casey Thompson	31 vs. Ga. Southern	44@ at Arkansas, 2021	31 at Purdue	41@ at TCU, 2021
Zach Weinmaster		4 vs. Northwestern, 2021		4 vs. Northwestern, 2021
Jaquez Yant	22 at Rutgers	129 vs. Northwestern, 2021	10 at Rutgers	64 vs. Northwestern, 2021

SEASON AND CAREER, MOST TACKLES, TFLS AND SACKS

PLAYER	TACKLES (2022)	CAREER	TFL (2022)	CAREER	SACKS (2022)	CAREER
Brody Belt		1 vs. So. Ala., '19 vs. Ind. '19		none		none
Ru'Quan Buckley		1 vs. Fordham, '21		none		none
Marques Buford Jr.	8 at Northwestern	same	1.0 vs North Dakota	none		none
Omar Brown	1 3x at Rutgers	11 \$, at Iowa State, 2019		1.0-\$ 9x, last vs. So. Dakota, '21		none
John Bullock	1 at Purdue	1 vs. Buffalo, '21; at Purdue, '22		none		none
Jimari Butler	1 4x, last at Purdue	same	1.0 vs. Oklahoma	same		none
Chris Cassidy		1 vs. No. Illinois, 2019		none		none
Braxton Clark	2 at Northwestern	3 at Purdue, 2019		1.0 at Purdue, 2019		none
Devin Drew	3 vs. OU; at Rutgers	5 &; at Okla St., '20; vs. Hou., '21	1.0 vs. Oklahoma	same	1.0 vs. Oklahoma	none
Myles Farmer	9 at Purdue	same	1.0 vs. Oklahoma	none		none
Colton Feist	5 at NW; at Rutgers	same	1.5 at Rutgers	same	0.5 at Rutgers	same
Isaac Gifford	11 vs. Ga. Southern	same	2.0 vs. Indiana	same		none
Blaise Gunnerson	1 vs. UND; at Rutgers	2 at Wisconsin, 2021		0.5 vs. Iowa, 2021		none
Malcolm Hartzog	3 at Rutgers; at Purdue	same		none		same
Ashton Hausmann	1 at Northwestern	same		none		none
Ernest Hausmann	7 vs. Ga. Southern	same		none		none
Nick Henrich	9 3x, last at Purdue	15 vs. Michigan, 2021	1.0 3x, last at Purdue	1.0 5x, last at Purdue		0.5 at Michigan St.
Tommi Hill	8 vs. Ga. Southern	same		none		none
Nash Hutmacher	2 vs. Oklahoma	same		none		none
Chris Kolarevic	8 vs. Oklahoma	19 \$ South Dakota, 2019	0.5 at NW, 2022	1.5-\$ 2x, last vs. San Diego, '19		1.0 \$ 2x, last vs. USD, 2019
Tamon Lynum	1 vs. Oklahoma	1 vs. Fordham, 2021; vs. OU		none		none
Ochaun Mathis	8 at NW; at Purdue	9 ^, vs. Louisiana Tech, 2021	1.0 vs UND; at Rut	3.0-^ vs. OU, '21; vs. Tx Tech, '20	1.0 vs UND; at Rutgers	3.0^ vs. Texas Tech, 2020
E. Mauqa-Clements	5 vs. Oklahoma	same		1.5 vs. Fordham, '21		none
Brandon Moore	2 at Rutgers; at Purdue	7 ** vs. Fla. Atlantic, 2018				
Garrett Nelson	11 at Rutgers	Same	2.0 vs. Ind; at Rut	2.5 at Illinois,'21	2.0 vs. Indiana	same
Quinton Newsome	6 vs. GS; at Purdue	10 vs. Ohio State, 2021	0.5 at NW, 2022	1 vs. Ford.; at Okla., '21		1 vs. Fordham, 2021
Simon Otte		2 at Maryland, 2019		none		none
Ethan Piper		1 at Ohio State, 2020		none		none
Noa Pola-Gates		2 vs. Penn State, 2020		none		none
Luke Reimer	15 at Northwestern	19 vs. Purdue, 2021	1.5 vs. Ga. Southern	1.5 3x, last vs. Ga. Southern, '22	1.0 vs. Oklahoma	1.0 3x, last vs. Oklahoma
Ty Robinson	4 vs. Indiana	4 5x last, Indiana, 2022	1.0 vs. Indiana	1.0 5x, last vs. Indiana, '22	1.0 vs. Indiana	1 vs. Mich, '21; vs. IU, '22
DeShon Singleton	1 vs. Indiana	same		same		same
Phalen Sanford	3 at Purdue	same		same		same
Garrett Snodgrass		4 vs. Illinois, 2020		none		none
Grant Tagge		1 at Illinois; at Wis., 2021		none		none
Caleb Tannor	5 vs. UND; at Purdue	5 5x, last at Purdue	1.5 at Rutgers	2 vs. Northwestern,'21		1.0 6x, last vs. NW, '21
Jailen Weaver		1 vs. Fordham, 2021		none		none
Javin Wright		1 vs. Fordham, 2021		none		none
Stephon Wynn Jr.	9 vs. Ga. Southern	same	0.5 vs. Ga. Southern	none		none

\$-at Northern Iowa; !-at Alabama ^-at TCU; &-at Texas Tech; %-Arizona State; **-UCF



NEBRASKA STATISTICAL HIGHS AND LOWS

NEBRASKA TOTALS	HIGHS	LOWS
Points Scored	42 vs. Georgia Southern	14 vs. Oklahoma; at Rutgers
First Downs	33 vs. Georgia Southern	15 at Purdue
Rushing Attempts	51 vs. Indiana	23 at Purdue
Rushing Yards	257 vs. Georgia Southern	72 at Rutgers
Passes Attempted	42 at Northwestern	21 vs. North Dakota
Passes Completed	25 at Northwestern	14 vs. North Dakota
Had Intercepted	2 at Northwestern; at Rutgers; at Purdue	0 vs. Georgia Southern
Passing Yards	355 at Northwestern	164 vs. Oklahoma
Total Plays	81 vs. Georgia Southern	52 at Purdue
Total Yards	575 vs. Georgia Southern	304 at Rutgers
Possession Time	34:51 vs. Indiana	17:18 at Purdue
Fumbles	2 vs. North Dakota; vs. Oklahoma; Indiana	0 vs. Georgia Southern; at Rutgers
Fumbles Lost	1 Four Times	0 vs. Georgia Southern; at Rutgers; at Purdue
Turnovers	3 at Northwestern	0 vs. Georgia Southern
Turnover Margin	+2 vs. Georgia Southern	-2 at Northwestern
Penalties	12 vs. Indiana	1 at Northwestern
Yards Penalized	111 vs. Indiana	5 at Northwestern
Sacks By-Yards Lost	3-26 vs. Indiana; 3-16 at Rutgers	0-0 at Northwestern; vs. Georgia Southern; at Purdue
Team Tackles for Loss-Yards	7-20 at Rutgers	2-4 at Northwestern; 2-5 at Purdue

NEBRASKA INDIVIDUAL OFFENSIVE HIGHS

Most Rushing Attempts	32; Anthony Grant vs. Indiana
Most Net Rushing Yards	189; Anthony Grant vs. North Dakota
Most Rushing TDs	3; Casey Thompson vs. Georgia Southern
Longest TD Run	46; Anthony Grant at Northwestern; vs. North Dakota
Longest Run, No TD	60; Trey Palmer at Purdue
Most Pass Attempts	42; Casey Thompson at Northwestern
Most Completed Passes	25; Casey Thompson at Northwestern
Most Passing Yards	355; Casey Thompson at Northwestern
Most Passing TDs	2; Casey Thompson vs. North Dakota; vs. Indiana; at Rutgers; at Purdue
Longest TD Pass	72; Casey Thompson to Trey Palmer at Purdue
Longest Pass, No TD	64; Casey Thompson to Trey Palmer at Purdue
Most Pass Receptions	10; Trey Palmer vs. Oklahoma
Most Receiving Yards	237; Trey Palmer at Purdue (school record)
Most TD Receptions	2; Trey Palmer at Purdue
Most Total Offense Attempts	45; Casey Thompson at Northwestern (3 rush, 42 passes)
Most Total Offense Yards	353; Casey Thompson at Purdue (-1 rush, 353 passes)
Most All-Purpose Attempts	33; Anthony Grant vs. vs. Indiana
Most All-Purpose Yards	297; Trey Palmer at Purdue
Most Touchdowns Scored	3; Casey Thompson vs. Georgia Southern

NEBRASKA INDIVIDUAL SPECIAL TEAMS HIGHS

Most Field Goals Attempted	3; Timmy Bleekrode at Purdue
Most Field Goals Made	3; Timmy Bleekrode at Purdue
Longest Field Goal Made	46; Timmy Bleekrode vs. North Dakota
Longest Field Goal Attempted	56; Brendan Franke at Northwestern
Longest Punt Return, TD	None
Longest Punt Return, No TD	22; Trey Palmer vs. Indiana
Most Punt Return Yardage	37; Trey Palmer vs. Indiana
Longest Kickoff Return, TD	None
Longest Kickoff Return, No TD	32; Tommi Hill at Purdue
Longest Blocked Punt, TD	30; Malcolm Hartzog vs. Indiana
Longest Blocked Field Goal Return	None
Most Kickoff Return Yardage	91; Tommi Hill at Purdue
Most Punts	8; Brian Buschini vs. Indiana (39.1 avg)
Highest Punting Average	50.5; Brian Buschini vs. Georgia Southern (4 punts)
Longest Punt	65; Brian Buschini vs. Georgia Southern
Most Blocked Field Goals	None
Most Blocked Punts	1; Javin Wright vs. North Dakota; Chris Kolaravic vs. Indiana; Phalen Sanford at Purdue
Most Blocked PAT	None

NEBRASKA INDIVIDUAL DEFENSIVE HIGHS

Most Total Tackles	14; Luke Reimer (6 solo, 8 asst.) at Northwestern
Most Solo Tackles	7; Isaac Gifford vs. North Dakota
Most Tackles for Loss	2.0; Isaac Gifford vs. Indiana; Garrett Nelson vs. Indiana, at Rutgers
Most Yards Lost	18; Garrett Nelson vs. Indiana (2.0 TFL)
Most Quarterback Sacks	2.0 Garrett Nelson vs. Indiana (18 yards)
Most Yards Lost	18; Garrett Nelson vs. Indiana
Most Pass Breakups	2; Tommi Hill vs. Ga. South.; Quinton Newsome, 3x, last at Purdue; Luke Reimer vs. Ind.
Most Interceptions	2; Marquis Buford Jr. vs. Georgia Southern
Longest Interception TD Return	None
Longest Interception Return, No TD	17; Myles Farmer at Rutgers
Longest Fumble TD Return	None
Longest Fumble Return, No TD	None

OPPONENT STATISTICAL HIGHS AND LOWS

OPPONENT TOTALS	HIGHS	LOWS
Points Scored	49 vs. Oklahoma	13 at Rutgers
First Downs	38 at Purdue	14 vs. Indiana; at Rutgers
Rushing Attempts	54 vs. Oklahoma	23 vs. Indiana
Rushing Yards	312 vs. Oklahoma	67 vs. Indiana
Passes Attempted	56 vs. Georgia Southern	30 at Rutgers
Passes Completed	37 vs. Georgia Southern	12 at Rutgers
Had Intercepted	3 at Rutgers	0 vs. North Dakota; vs. Oklahoma
Passing Yards	409 vs. Georgia Southern	131 vs. North Dakota
Total Plays	101 at Purdue	66 at Rutgers
Total Yards	642 vs. Georgia Southern	290 vs. Indiana
Possession Time	42:42 at Purdue	25:09 vs. Indiana
Fumbles	3 vs. Oklahoma	0 vs. Georgia Southern; vs. Indiana; at Rutgers; at Purdue
Fumbles Lost	1 at Northwestern; vs. North Dakota; vs. Oklahoma	0 vs. Georgia Southern; vs. Indiana; at Rutgers; at Purdue
Turnovers	3 at Rutgers	1 Five times
Turnover Margin	+2 at Northwestern	+1 vs. North Dakota
Penalties	11 vs. Indiana	3 vs. Georgia Southern
Yards Penalized	97 at Rutgers	15 vs. Georgia Southern
Sacks By-Yards Lost	4-32 vs. Oklahoma; 4-48 vs. Indiana; 4-38 at Purdue	1-6 at Rutgers
Team Tackles for Loss-Yards	9-56 vs. Oklahoma	3-15 vs. Georgia Southern; 3-9 at Rutgers

OPPONENT INDIVIDUAL HIGHS

Most Yards Rushing	178; Devin Mockobee (Purdue)
Most Rushing Attempts	30; Devin Mockobee (Purdue)
Most Yards Passing	409; Kyle Vantrease (Georgia Southern)
Most Passing Attempts	56; Kyle Vantrease (Georgia Southern)
Most Pass Completions	37; Kyle Vantrease (Georgia Southern)
Most Pass Receptions	12; Derwin Burgess Jr. (Georgia Southern); Charlie Jones (Purdue)
Most Yards Receiving	132; Charlie Jones (Purdue)

OPPONENT INDIVIDUAL LONGEST PLAYS

Rush	67; Gerald Green (Georgia Southern)
Pass	43; Noah Vedral to Shameen Jones (Rutgers)
Field Goal	40; Jude McAtamney (Rutgers)
Punt Return	34; Marvin Mims (Oklahoma)
Kickoff Return	24; Christian Dremel (Rutgers)
Fumble Return	None
Interception Return	42; Cameron Mitchell (Northwestern)
Punt	61; James Evans (Indiana)

*-Indicates touchdown scored

NORTHWESTERN 31, NEBRASKA 28

SCORE BY QUARTERS	1	2	3	4	FINAL
Nebraska	7	7	14	0	28
Northwestern	3	14	7	7	31

SCORING SUMMARY

QTR	TEAM	TIME	SCORE
1st	NEB	12:41	Garcia-Castaneda 32 yd from Thompson (Bleekrode kick)
1st	NU	02:13	Stage 35 yd field goal
2nd	NEB	11:59	Thompson, 1 yd run (Bleekrode kick)
2nd	NU	10:58	Niro III, 41 yd from Hilinski (Stage kick)
2nd	NU	00:25	Navarro 6 yd from Hilinski (Stage kick)
3rd	NEB	09:37	Grant 3 yd run (Bleekrode kick)
3rd	NEB	09:09	Grant 46 yd run (Bleekrode kick)
3rd	NU	07:53	Porter 3 yd run (Stage kick)
4th	NU	11:34	Hull 4 yd run (Stage kick)

Dublin, Ireland (Aug. 26) - Nebraska held a pair of 11-point leads, but Northwestern scored the final 14 points in both halves to claim a 31-28 win in the Aer Lingus College Football Classic at Aviva Stadium.

Nebraska amassed 465 yards of total offense, including 355 yards on 25-of-42 passing by quarterback Casey Thompson, but Northwestern answered with 528 total yards, including 314 on 27-of-38 passing by Ryan Hilinski. The Wildcats also pounded the ball for 214 rushing yards.

Nebraska struck first, marching 75 yards in just eight plays capped by Thompson's 32-yard touchdown drive to Isaiah Garcia-Castaneda to give NU a 7-0 lead. Garcia-Castaneda led the Nebraska receivers with 120 yards on four catches.

After an Adam Stage's 35-yard field goal for Northwestern, the Huskers extended the margin to 14-3 by going 80 yards in 15 plays. Thompson capped the drive with a 1-yard run to give the Huskers a 14-3 advantage.

Northwestern answered just over a minute later on Hilinski's 41-yard touchdown pass to Raymond Niro III to cut the Husker lead to 14-10. The Wildcats took their first lead in the half in the final minutes, going 82 yards on 13 plays, as Hilinski connected with Donny Navarro on a 6-yard TD pass with 25 seconds left to give the Cats a 17-14 lead.

The Huskers regained the lead on their first series of the second half, going 88 yards on nine plays, highlighted by a 58-yard hookup from Thompson to Garcia-Castaneda to convert on 3rd-and-8 from the Nebraska 24-yard line. Anthony Grant then hit paydirt for the first time as a Husker, scoring from three yards out to put Nebraska ahead 21-17.

The Blackshirts came up with a big play moments later, as Marques Buford Jr. forced a fumble by Cam Porter and Caleb Tannor recovered to give the Big Red great field position. The Nebraska offense turned the miscue into points two plays later, when Grant galloped 46 yards for a touchdown to put the Big Red back up by 11 points at 28-17 with 9:09 left in the third quarter.

Grant finished with 101 yards on 19 carries in his Husker debut.

Northwestern stopped Nebraska's momentum by recovering an on-side kick attempt, giving the Wildcats a short field. Five plays later, Porter scored from three yards out to cut the Husker lead back to 28-24 with 7:53 left in the quarter.

Nebraska had a chance to extend the margin early in the fourth quarter and was on the move, but Cameron Mitchell intercepted Thompson and returned it to the Nebraska 43-yard line. The Wildcats would convert six plays later as Anthony Hull scored from six yards to give Northwestern a 31-28 advantage.

Hull led all rushers in the game with 119 yards on 22 carries, while Porter pitched in 94 yards on 19 totes.

Luke Reimer was credited with a game-high 12 tackles while Ochaun Mathis added 10 stops in his Husker debut.

TEAM STATISTICS

	NEB	NW
FIRST DOWNS	23	25
RUSHES-YARDS (NET)	31-110	47-214
PASSING YDS (NET)	355	314
Passes Att-Comp-Int	25-42-2	27-38-0
TOTAL OFFENSE PLAYS-YARDS	73-465	85-528
Fumble Returns-Yards	0-0	0-0
Punt Returns-Yards	0-1	0-7
Kickoff Returns-Yards	3-62	1-18
Interception Returns-Yards	0-0	2-42
Punts (Number-Avg)	6-47.2	6-40.8
Fumbles-Lost	1-1	1-1
Penalties-Yards	1-5	8-65
Possession Time	25:48	34:12
Third-Down Conversions	9 of 16	7 of 17
Fourth-Down Conversions	2 of 2	4 of 5
Red-Zone Scores-Chances	3-3	3-3
Sacks By: Number-Yards	0-0	2-19

RUSHING: NW-Hull, Evan 11-119; Porter, Cam 19-94; Clair, Andrew 1-6; Hilinski, Ryan 2-3; Team 3--8. **NEB-**Grant, Anthony 19-101; Palmer, Trey, 2-8; Allen, Ajay 3-7; Smothers, Logan, 1-7; Yant, Jacquez 3-5; Thompson, Casey 3--18

PASSING: NW-Hilinski, Ryan 27-38-0-314-2. **NEB-**Thompson, Casey 25-42-2-355-1

RECEIVING: NW- Washington, Malik 8-97; Hull, Evan 5-55; Navarro, Donny 4-29; Kirtz, Bryce 4-12; Gordon, Thomas 2-39; Niro III, Raymond 1-41; Tyus III, Anthony 1-34; Porter, Cam 1-5; Gill, Jacob 1-2. **NEB-**Palmer, Trey 8-68; Vokolek, Travis, 5-63; Garcia-Castaneda, Isaiah 4-120; Brown, Alante 3-32; Belt, Brody 2-29; Washington, Marcus 2-27; Grant, Anthony 1-16.

INTERCEPTIONS: NW-Mitchell, Cameron 1-42; Mueller, Xander 1-0. **NEB-**None

FUMBLES: NW-Porter, Cam 1-1; **NEB-** Garcia-Castaneda, Isaiah 1-1.

TACKLES: NW-Gallagher, Bryce 9-1. **NEB-**Reimer, Luke 7-8

NEBRASKA 38, NORTH DAKOTA 17

SCORE BY QUARTERS	1	2	3	4	FINAL
North Dakota	0	7	10	0	17
Nebraska	7	0	17	14	38

SCORING SUMMARY

QTR	TEAM	TIME	SCORE
1st	NEB	06:46	Grant 19 yd rush (Bleekrode kick)
2nd	UND	00:13	Zavalney 1 yd pass from Schuster (Stevens kick)
3rd	NEB	13:12	Boerkircher, N. 19 yd pass from Thompson (Bleekrode kick)
3rd	NEB	08:36	Bleekrode 46 yd Field Goal
3rd	UND	05:52	Stevens 23 yd Field Goal
3rd	UND	04:22	Hoosman 5 yd rush (Stevens kick)
3rd	NEB	02:30	Grant 46 yd rush (Bleekrode kick)
4th	NEB	06:35	Allen 14 yd rush (Bleekrode kick)
4th	NEB	02:07	Brewington 5 yd pass from Thompson (Bleekrode kick)

Lincoln (Sept. 3) - Anthony Grant rushed for a career-high 189 yards and two touchdowns to power Nebraska to a 38-17 win over North Dakota at Memorial Stadium.

Grant and Ajay Allen, who had 58 yards and another score, helped Nebraska pull away in the second half after North Dakota tied the score at 17 with 4:22 left in the third quarter. The Huskers went ahead for good, going 75 yards on five plays, as Grant raced home from 46 yards out for his second score of the day with 2:30 left in the third quarter. The junior college transfer had 62 of the Huskers' 75 yards on the go-ahead drive.

The Blackshirts, who allowed just four first downs over the final 20 minutes, forced two consecutive stops before Nebraska put the game away with an 11-play, 89-yard drive early in the fourth quarter. Trey Palmer, who led the Husker receivers with four receptions for 82 yards, hauled in a 31-yard pass on 3rd-and-14 to give NU some breathing room before the ground game took over. The Big Red ran on seven of the next eight plays, culminating in Allen's 14-yard touchdown run.

The Cornhuskers, who held North Dakota on downs on the ensuing drive, rolled up 244 rushing yards for the game, while quarterback Casey Thompson completed 14-of-21 passes for 193 yards and two scores, including a five-yard scoring strike to tight end Chancellor Brewington for the final touchdown.

Nebraska jumped out quickly, going 87 yards on eight plays on its first offensive series, as Grant's 19-yard run gave the hosts a 7-0 lead. The defenses controlled the rest of half until North Dakota's final drive, a methodical 16-play, 80-yard drive resulted in a one-yard Tommy Schuster to Adam Zavalney touchdown pass with 13 seconds remaining before halftime.

Nebraska took the momentum instantly in the third quarter with a five-play, 75-yard drive that culminated with Thompson's 19-yard touchdown strike to Nate Boerkircher to put NU ahead 14-7. The Blackshirts then made a big play when Garrett Nelson forced a fumble by Schuster on the ensuing drive. The offense turned the North Dakota miscue into points after Timmy Bleekrode's 46-yard field goal to put Nebraska on top 17-7.

However, Nebraska's two-score lead was short-lived, as Isaiah Smith ripped off a 63-yard run on North Dakota's ensuing drive to set up a Brady Stevens 23-yard field goal with 5:52 left in the third. On Nebraska's next drive, UND linebacker Wyatt Pedigo intercepted a Thompson pass and returned it to the NU 8. Two plays later, Tyler Hoosman burst into the end zone with the game-tying touchdown to knot the score at 17.

Nelson and Isaac Gifford led NU with eight tackles apiece. Nelson added a sack and a breakup to go with his forced fumble. Luke Reimer pitched in seven tackles, while Myles Farmer and Ernest Hausmann contributed six tackles each.

TEAM STATISTICS

	UND	NEB
FIRST DOWNS	18	26
RUSHES-YARDS (NET)	33-175	41-244
PASSING YDS (NET)	131	193
Passes Att-Comp-Int	24-37-0	14-21-1
TOTAL OFFENSE PLAYS-YARDS	70-306	62-437
Fumble Returns-Yards	0-0	0-0
Punt Returns-Yards	0-0	0-0
Kickoff Returns-Yards	2-8	2-22
Interception Returns-Yards	1-15	0-0
Punts (Number-Avg)	6-31.8	2-42.0
Fumbles-Lost	3-1	2-1
Penalties-Yards	6-70	7-45
Possession Time	36:01	23:59
Third-Down Conversions	6 of 15	6 of 11
Fourth-Down Conversions	1 of 2	0 of 0
Red-Zone Scores-Chances	3-3	4-5
Sacks By: Number-Yards	2-27	2-8

RUSHING: UND-Smith, Isaiah 10-104; Hoosman, Tyler 10-41; Vaughn, Quincey 3-10; Ziebarth, Gaven 3-8; Romfo, Simon 1-6; Wilson, Red 2-5; Schuster, Tommy 4-1. **NEB-**Grant, Anthony 23-189; Allen, Ajay 11-58; Ervin Jr., Gabe 1--1; Thompson, Casey 6--2

PASSING: UND-Schuster, Tommy 24-37-0-131-1. **NEB-**Thompson, Casey 14-21-1-193-2

RECEIVING: UND- Belquist, Bo 6-40; Wilson, Red 5-30; Zavalney, Adam 3-7; Maag, Garrett 2-21; Smith, Isaiah 2-5; Hoosman, Tyler 2-0; Preston, Marcus 1-12; Wright, Jack 1-8; Vaughn, Quincey 1-5; Kupfer, Nick 1-3. **NEB-** Palmer, Trey 4-82; Boerkircher, Nate 2-32; Washington, Marcus 2-31; Brown, Alante 2-27; Manning, Omar 2-16; Brewington, Chancellor 1-5; Grant, Anthony 1-0.

INTERCEPTIONS: UND-Pedigo, Wyatt 1-15. **NEB-**None

FUMBLES: UND-Schuster, Tommy 1-1; Ocansey, Edward 1-0; Preston 1-0. **NEB-**Thompson, Casey 1-1; Grant, Anthony 1-0

TACKLES: UND- Mullin, Ted 3-4. **NEB-**Gifford, Isaac 7-1; Nelson, Garrett 6-2

GA. SOUTHERN 45, NEBRASKA 42

SCORE BY QUARTERS	1	2	3	4	FINAL
Ga. Southern	14	14	7	10	45
Nebraska	7	21	7	7	42

SCORING SUMMARY

QTR	TEAM	TIME	SCORE
1st	GS	08:02	White 2 yd rush (Raynor kick)
1st	NEB	04:17	Thompson 8 yd rush (Bleekrode kick)
1st	GS	02:21	White 26 yd rush (Raynor kick)
2nd	NEB	13:40	Belt 21 yd pass from Thompson (Bleekrode kick)
2nd	NEB	08:25	Grant 4 yd rush (Bleekrode kick)
2nd	GS	07:27	Green 1 yd rush (Raynor kick)
2nd	GS	04:00	Green 47 yd rush (Raynor kick)
2nd	NEB	01:50	Thompson 2 yd rush (Bleekrode kick)
3rd	GS	12:12	Jones 10 yd pass from Vantrease (Raynor kick)
3rd	NEB	03:18	Allen 7 yd rush (Bleekrode kick)
4th	GS	14:42	Raynor 19 yd Field Goal
4th	NEB	03:05	Thompson 1 yd rush (Bleekrode kick)
4th	GS	00:36	Vantrease 8 yd rush (Raynor kick)

Lincoln (Sept. 10) - Nebraska's offense rolled up 575 yards of total yards, but Georgia Southern answered with 642 offensive yards in a 45-42 win over the Huskers.

Kyle Vantrease's eight-yard run with 36 seconds gave the Eagles a 45-42 lead, but Nebraska quickly drove into field goal range, as Casey Thompson hit Trey Palmer with an 18-yard completion with one second left. NU was unable to get the game to overtime, as Timmy Bleekrode missed a 52-yard attempt on the game's final play.

Thompson completed 23-of-34 passes for 318 yards and a touchdown while also rushing for three scores, the last to give NU a 42-38 lead with 3:05 left. Marcus Washington led the Husker receivers with 123 yards on six catches, while Anthony Grant rushed for a game-high 138 yards and a TD on 27 carries.

After Thompson's touchdown with 3:05 left, Vantrease, who completed 37-of-56 passes for 409 yards, guided the visitors on an 11-play, 75-yard drive to give the Eagles the lead. The Eagles added 233 rushing yards, including 132 yards and two TDs from Gerald Green on just 10 attempts. Jalen White also scored twice, finishing with 85 yards on 17 carries.

Marques Buford Jr. provided highlights for the Nebraska defense with a pair of interceptions to go along with his five tackles. Isaac Gifford led Nebraska with 11 total tackles, while Luke Reimer and Stephon Wynn Jr. each pitched in nine stops.

The first half was full of fireworks, as the teams combined for 56 points and 689 yards in going to the locker room tied at 28. The Huskers trailed 14-7 before Thompson found Brody Belt for a 21-yard touchdown. After Buford's first interception, NU marched 76 yards in 10 plays as Grant's four-yard run gave NU a 21-14 lead with 8:25 left in the half.

Georgia Southern then answered with back-to-back touchdown drives in a 3:27 span to regain a 28-21 edge. Green, who had 120 yards on five carries for the Eagles in the first half, scored on runs of 1 and 47 yards. Thompson answered for the Huskers on their final drive of the half, capping a six-play, 75-yard drive with his two-yard touchdown run to tie the game at 28.

The two teams exchanged touchdowns in the third quarter to send the game to the fourth quarter tied at 35. However, Georgia Southern opened the fourth with 3rd-and-goal near the Husker goal line. Nebraska's defense held, forcing a 19-yard field goal by Alex Raynor.

Trailing 38-35, the Blackshirts forced their second turnover of the day, as Vantrease was pressured by Garrett Nelson and the pass was picked off by Buford for his second interception of the night. Thompson and the Husker offense took over at the NU 2 and proceeded to march 98 yards on 15 plays over the next 5:58, capped by his own one-yard touchdown plunge to give the Big Red a 42-38 lead with 3:05 left.

TEAM STATISTICS	GS	NEB
FIRST DOWNS	34	33
RUSHES-YARDS (NET)	30-233	47-257
PASSING-YARDS (NET)	409	318
Passes Att-Comp-Int	56-37-2	34-23-0
TOTAL OFFENSE PLAYS-YARDS	86-642	81-575
Fumble Returns-Yards	0-0	0-0
Punt Returns-Yards	0-0	0-0
Kickoff Returns-Yards	1-21	3-58
Interception Returns-Yards	0-0	2-0
Punts (Number-Avg)	1-38.0	1-50.5
Fumbles-Lost	0-0	0-0
Penalties-Yards	3-15	10-77
Possession Time	28:04	31:56
Third-Down Conversions	9-13	9-13
Fourth-Down Conversions	2-2	0-0
Red-Zone Scores-Chances	5-6	5-5
Sacks By: Number-Yards	2-11	0-0

RUSHING: GS- Green, Gerald 10-132; White, Jalen 17-85; Hood, Khaleb 1-9; Vantrease, Kyle 2-7. **NEB-** Grant, Anthony 27-138; Allen, Ajay 8-76; Thompson, Casey 10-31; Smothers, Logan 1-10; Ervin Jr., Gabe 1-2

PASSING: GS-Vantrease, Kyle 37-56-2-409-1. **NEB-**Thompson, Casey 23-34-0-318-1.

RECEIVING: GS-Burgess Jr., Derwin 12-119; Singleton, Jeremy 9-89; Hood, Khaleb 6-82; Jones, Amare 3-21; White, Jalen 3-20; Johnson, Beau 2-42; Kenerson, Sam 1-31; McAfee, Jjay 1-5. **NEB-** Washington, Marcus 6-123; Palmer, Trey 6-81; Brown, Alante 3-28; Martin, Oliver 2-36; Belt, Brody 2-24; Liewer, Wyatt 1-13; Allen, Ajay 1-9; Manning, Omar 1-8; Brewington, Chancellor 1-4

INTERCEPTIONS: GS-0-0. **NEB-**Buford Jr., Marques 2-0

FUMBLES: GS-None. **NEB-**None

TACKLES: GS- Watson-Trent, Marques 7-3. **NEB-**Gifford, Isaac 6-5

NO. 6 OKLAHOMA 49, NEBRASKA 14

SCORE BY QUARTERS	1	2	3	4	FINAL
Oklahoma	14	21	14	0	49
Nebraska	7	0	0	7	14

SCORING SUMMARY

QTR	TEAM	TIME	SCORE
1st	NEB	11:19	Palmer 32 yd pass from Thompson (Bleekrode kick)
1st	OU	09:30	Gabriel 61 yd rush (Schmit kick)
1st	OU	01:57	Farooq 25 yd pass from Gabriel (Schmit kick)
2nd	OU	14:48	Major 1 yd rush (Schmit kick)
2nd	OU	11:35	Major 24 yd pass from Willis (Schmit kick)
2nd	OU	01:44	Gray 16 yd rush (Schmit kick)
3rd	OU	13:13	Gray 21 yd rush (Schmit kick)
3rd	OU	08:59	Wease 15 yd pass from Gabriel (Schmit kick)
4th	NEB	03:17	Purdy, Chubba 8 yd rush (Bleekrode kick)

Lincoln (Sept. 17) - Nebraska scored on its opening drive to take a 7-0 lead, but Oklahoma answered with seven touchdowns, as the No. 6 Sooners spoiled the Husker head coaching debut of Mickey Joseph with a 49-14 victory in the first meeting between the longtime rivals at Memorial Stadium.

After forcing a 3-and-out, Nebraska scored on its opening possession, going 77 yards in just six plays capped by Casey Thompson's 32-yard touchdown strike to Trey Palmer just 3:41 into the game.

Oklahoma came right back, as Dillon Gabriel, who also completed 16-of-27 passes for 230 yards and a pair of TDs, scored on a 61-yard touchdown run. The Sooners took the lead in the final minutes of the quarter, as Gabriel connected with Jalil Farooq on a 25-yard TD pass.

The Sooners broke the game open in the second quarter, scoring 21 unanswered points to take a 35-7 lead into the break. Marcus Major put OU up 21-7 just 12 seconds into the second period on a one-yard touchdown run. Major notched his second touchdown on the Sooners' next series, catching a 24-yard pass from tight end Brayden Willis to make it 28-7. OU ended the first-half scoring with a 16-yard touchdown run by Eric Gray to close a five-play, 65-yard drive. Gray, who added a touchdown early in the third quarter, led all rushers in the game with 11 carries for 113 yards, as the Sooners totaled 580 total yards in the victory.

The Sooners built a 49-7 lead midway through the third quarter following Gabriel's 15-yard TD pass to Theo Wease, while Nebraska closed the scoring with a 13-play, 82-yard drive in the fourth quarter, capped by an eight-yard run from backup quarterback Chubba Purdy with 3:11 left.

Thompson completed 14-of-20 passes for 129 yards and a score for Nebraska, while Purdy completed 7-of-11 attempts for 35 yards, but did throw an interception. Palmer was Nebraska's top target, hauling in a career-high 10 receptions for 92 yards and the opening score.

Gabe Ervin Jr. led the NU ground game with 60 yards on seven second-half carries. Ajay Allen added 49 yards on 11 attempts, while Anthony Grant contributed 36 yards on 13 totes.

TEAM STATISTICS	OU	NEB
FIRST DOWNS	31	21
RUSHES-YARDS (NET)	54-312	45-163
PASSING-YARDS (NET)	268	164
Passes Att-Comp-Int	30-19-0	31-21-1
TOTAL OFFENSE PLAYS-YARDS	84-580	76-327
Fumble Returns-Yards	1-0	1-0
Punt Returns-Yards	4-61	1--1
Kickoff Returns-Yards	0-0	0-0
Interception Returns-Yards	1-0	0-0
Punts (Number-Avg)	3-48.7	3-42.3
Fumbles-Lost	3-1	2-1
Penalties-Yards	6-65	5-40
Possession Time	29:36	30:24
Third-Down Conversions	10-16	6-17
Fourth-Down Conversions	1-2	0-2
Red-Zone Scores-Chances	3-4	1-2
Sacks By: Number-Yards	4-32	2-7

RUSHING: OU-Gray, Eric 11-113; Barnes, Jovantae 13-77; Gabriel, Dillon 6-55; Major, Marcus 12-35; Walker, Tawee 4-17; Beville, Davis 3-13; Stoops, Drake 2-5; Mims, Marvin 1-4; TEAM 2--7. **NEB-**Ervin Jr., Gabe 7-60; Allen, Ajay 11-49; Grant, Anthony 13-36; Purdy, Chubba 5-29; Yant, Jaquez 4-19; Thompson, Casey 5--30.

PASSING: OU-Gabriel, Dillon 16-27-0-230-2; Willis, Brayden 1-1-0-24-1; Beville, Davis 2-2-0-14-0. **NEB-**Purdy, Chubba 7-11-1-35-0; Thompson, Casey 14-20-0-129-1

RECEIVING: OU- Mims, Marvin 4-66; Farooq, Jalil 3-58; Stoops, Drake 3-32; Wease, Theo 2-46; Willis, Brayden 2-19; Major, Marcus 1-24; Bunkley-Shelton, LV 1-10; Parker, Daniel 1-5; Gray, Eric 1-4; Helms, Kaden 1-4. **NEB-**Palmer, Trey 10-92; Washington, Marcus 2-17; Belt, Brody 2-9; Martin, Oliver 1-18; Brown, Alante 1-11; Brewington, Chancellor 1-6; Liewer, Wyatt 1-5; Boerkircher, Nate 1-4; Vokolek, Travis 1-2; Garcia-Castaneda, Isaiah 1-0

INTERCEPTIONS: OU-Lawrence, Key 1-0. **NEB-**None

FUMBLES: OU-Beville, Davis 1-1 West, Trevon 1-0; TEAM 1-0. **NEB-**Garcia-Castaneda, Isaiah 1-0 Palmer, Trey 1-1

TACKLES: OU-Kanak, Jaren 3-7. **NEB-**Reimer, Luke 3-5

NEBRASKA 35, INDIANA 21

SCORE BY QUARTERS	1	2	3	4	FINAL
Indiana	0	21	0	0	21
Nebraska	7	14	0	14	35

SCORING SUMMARY

QTR	TEAM	TIME	SCORE
1st	NEB	13:17	Martin 34 yd pass from Thompson (Bleekrode kick)
2nd	IND	12:17	Jackson 0 yd fumble return (Campbell kick)
2nd	NEB	10:03	Hartzog 30 yd punt return off block (Bleekrode kick)
2nd	NEB	05:54	Yant 1 yd rush (Bleekrode kick)
2nd	IND	03:09	Simmons 13 yd pass from Bazelak (Campbell kick)
2nd	IND	00:15	Shivers 1 yd rush (Campbell kick)
4th	NEB	13:43	Palmer 71 yd pass from Thompson (Bleekrode kick)
4th	NEB	06:53	Thompson 1 yd rush (Bleekrode kick)

Lincoln (Oct. 1) - Nebraska limited Indiana to 79 yards in the second half, as the Huskers pulled away in a 35-21 win on Homecoming.

The Huskers and Hoosiers were tied at 21 at halftime, but the Blackshirts allowed three Hoosier first downs in the second half to help interim coach Mickey Joseph to his first win at Nebraska. In all, the Husker defense allowed a season-low 290 yards, including 67 yards rushing by Indiana on just 23 carries.

Isaac Gifford was one of four Huskers with a team-high five tackles, while adding two tackles for loss. Quinton Newsome, Luke Reimer and Nick Henrich added five tackles apiece. Reimer snagged an interception while Garrett Nelson and Ty Robinson garnered two sacks and one sack, respectively.

Casey Thompson put Nebraska ahead for good, connecting with Trey Palmer on a 71-yard touchdown pass with 13:43 remaining. Thompson, who completed 18-of-27 passes for 270 yards and two touchdowns, also capped the scoring with a one-yard touchdown run.

Palmer enjoyed a career day with eight catches for a career-high 157 yards and a score, while Oliver Martin had three receptions for 65 yards and a score.

Anthony Grant carried the ball 32 times for 136 yards en route to his fourth 100-yard game of the season, as Nebraska out-gained Indiana, 385-290.

After forcing a three-and-out on Indiana's first possession, Nebraska needed just three plays to go 72 yards, as Thompson found Martin for a 34-yard touchdown just 1:43 into the contest.

Indiana's defense got the Hoosiers on the scoreboard early in the second quarter as Myles Jackson recovered a fumble in the end zone following Louis Moore's strip-sack of Chubba Purdy to knot the score at seven.

Nebraska's special teams came back with one of its biggest plays of the season, as Chris Kolarevic broke through Indiana's protection to block James Evans' punt, and freshman Malcolm Hartzog picked up the ball and went 30 yards for a touchdown. The Huskers extended their lead to 21-7 on its next possession, going 55 yards in eight plays, culminating in a one-yard score from Jaquez Yant with 5:54 left on the clock.

The Hoosiers tacked on two scores in the final 3:09 to tie the game at 21 at the half. Emery Simmons hauled in a 13-yard touchdown score, while Shaun Shivers scored on a one-yard run with 15 seconds remaining to tie the game heading into the break.

TEAM STATISTICS

	IU	NEB
FIRST DOWNS	14	22
RUSHES-YARDS (NET)	23-67	51-115
PASSING-YARDS (NET)	223	270
Passes Att-Comp-Int	44-22-1	27-18-1
TOTAL OFFENSE PLAYS-YARDS	67-290	78-385
Fumble Returns-Yards	1-0	0-0
Punt Returns-Yards	1-0	4-78
Kickoff Returns-Yards	1-21	0-0
Interception Returns-Yards	1-0	1-0
Punts (Number-Avg)	11-40.3	11-39.1
Fumbles-Lost	0-0	2-1
Penalties-Yards	11-92	12-111
Possession Time	24:06	34:51
Third-Down Conversions	2-15	7-16
Fourth-Down Conversions	0-1	0-0
Red-Zone Scores-Chances	2-2	2-3
Sacks By: Number-Yards	4-48	3-26

RUSHING: IU- Lucas, Jaylin 3-39; Shivers, Shaun 9-25; Henderson, Josh 5-22; McCulley, Donaven 1-0; Bazelak, Connor 5--19. **NEB-**Grant, Anthony 32-136; Ervin Jr., Gabe 6-21; Yant, Jaquez 2-3; Belt, Brody 0-0; TEAM 3--3; Purdy, Chubba 2--10; Thompson, Casey 6--32

PASSING: IU-Bazelak, Connor 22-44-1-223-1. **NEB-**Thompson, Casey 18-27-1-270-2

RECEIVING: IU-Simmons, Emery 6-57; Coby, Andison 5-54; Henderson, Josh 3-44; Barner, AJ 3-23; Swinton, Javon 2-33; Shivers, Shaun 2-5; Holt-Bennett, Malachi 1-7. **NEB-**Palmer, Trey 8-157; Martin, Oliver 3-65; Washington, Marcus 2-15; Brown, Alante 1-14; Vokolek, Travis 1-11; Brewington, Chancellor 1-5 Belt, Brody 1-2; Grant, Anthony 1-1

INTERCEPTIONS: IU-Fitzgerald, Bryant 1-0. **NEB-**Reimer, Luke 1-0

FUMBLES: IU-None. **NEB-**Purdy, Chubba 1-1; Grant, Anthony 1-0

TACKLES: IU-Jones, Cam 6-4. **NEB-**Gifford, Isaac 2-3; Newsome, Quinton 2-3; Reimer, Luke 2-3; Henrich, Nick 2-3

NEBRASKA 14, RUTGERS 13

SCORE BY QUARTERS	1	2	3	4	OT	FINAL
Nebraska	0	0	7	7		14
Rutgers	10	3	0	0		13

SCORING SUMMARY

QTR	TEAM	TIME	SCORE
1st	RUT	12:22	Vedral 21 yd rush (McAtamney kick)
1st	RUT	02:29	McAtamney 25 yd FG
2nd	RUT	06:30	McAtamney 40 yd FG
3rd	NEB	10:35	Vokolek 7 yd pass from Thompson (Bleekrode kick)
4th	NEB	08:54	Palmer 27 yd pass from Thompson (Bleekrode kick)

Piscataway, N.J. (Oct. 7) - Nebraska overcame a 13-point deficit with a pair of second-half scores, as the Huskers captured a 14-13 road win at Rutgers.

The win was Nebraska's first victory when trailing after three quarters since the Huskers erased a 14-point deficit in a 42-38 win at Illinois on Sept. 21, 2019. It also marked NU's 24th comeback of 13 or more points in school history and the seventh in a Big Ten Conference game.

Nebraska was outgained 348-304, but pitched a second-half shutout for the second straight game and got three interceptions in the final 30 minutes of the contest. The Blackshirts held Rutgers to just 85 yards of total offense after halftime.

Garrett Nelson led Nebraska with a career-high 11 tackles, two tackles for loss and 1.5 sacks. Nick Henrich tallied nine tackles and a tackle for loss while Myles Farmer, Malcolm Hartzog and Brandon Moore each had recorded interceptions.

Rutgers jumped ahead 7-0 with a six-play, 75-yard drive on the opening possession, capped by a 21-yard touchdown run by Noah Vedral on a scamper down the left sideline.

With just over two minutes left in the first quarter, the Scarlet Knights tacked onto the lead with a 25-yard field goal by Jude McAtamney on a drive that began on the Nebraska nine-yard line after Parker Day's 11-yard return on a blocked punt. Rutgers stetched the lead to 13-0 after McAtamney's 40-yard field goal capped a seven-play, 43-yard drive.

Trailing 13-0 at the break, Nebraska took the momentum instantly in the third quarter with a nine-play, 70-yard drive that culminated with Casey Thompson's seven-yard pass to Travis Vokolek. It was Vokolek's first touchdown as a Husker and his first since he played for Rutgers in 2018 and was part of a night where he caught a career-high six passes for 42 yards.

The score would remain the same until early in the fourth quarter when Myles Farmer picked off an Evan Simon pass and returned it 17 yards to the Rutgers 27. NU would strike one play later, as Thompson hit Trey Palmer on a 27-yard touchdown to give Nebraska a 14-13 lead with 8:54 remaining.

Thompson completed 24-of-36 passes for 232 yards, a pair of touchdowns and two interceptions. Anthony Grant had 19 carries for 47 yards, while Trey Palmer led the Husker receiving corps with four receptions for 64 yards and the go-ahead score.

On its next possession, Rutgers got to near midfield, but was forced to punt, and Nebraska took nearly five minutes off the clock.

The Scarlet Knights had one last chance at the go-ahead score, taking over at their own 20-yard line with 1:03 left without any timeouts. Rutgers appeared to have a first down on a defensive pass interference penalty against the Huskers, but the penalty was called off after a second look at the play on the official review ruled that Ochean Mathis had tipped the ball at the line of scrimmage. On the next play, Hartzog intercepted Simon's pass with 48 seconds remaining to seal the win.

TEAM STATISTICS

	NEB	RUT
FIRST DOWNS	18	14
RUSHES-YARDS (NET)	29-72	38-115
PASSING-YARDS (NET)	232	233
Passes Att-Comp-Int	37-24-2	30-12-3
TOTAL OFFENSE PLAYS-YARDS	66-304	68-348
Fumble Returns-Yards	0-0	0-0
Punt Returns-Yards	0-0	3-38
Kickoff Returns-Yards	3-40	1-24
Interception Returns-Yards	3-17	2-2
Punts (Number-Avg)	8-35.1	8-41.9
Fumbles-Lost	0-0	0-0
Penalties-Yards	9-66	9-97
Possession Time	31:40	28:20
Third-Down Conversions	4-14	4-15
Fourth-Down Conversions	1-2	0-0
Red-Zone Scores-Chances	1-1	1-1
Sacks By: Number-Yards	3-16	1-6

RUSHING: RUT-Brown V, Samuel 16-63; Vedral, Noah 7-27; Salaam, Al-Shadee 5-15; Langan, Johnny 5-9; K.Monangai, Kyle 2-9; Simon, Evan 3--8. **NEB-**Grant, Anthony 19-47; Yant, Jaquez 4-22; Thompson, Casey 2-3; Purdy, Chubba 1-2; Palmer, Trey 1-0; TEAM 1--1; Brown, Alante 1--1

PASSING: RUT-Vedral, Noah 6-15-0-133-0; Simon, Evan 6-15-3-100-0. **NEB-**Thompson, Casey 24-36-2-232-1; Purdy, Chubba 0-1-0-0-0

RECEIVING: RUT- Cruickshank, Aron 5-71; Jones, Shameen 2-76; Ryan, Sean 2-50; Langan, Johnny 1-19; Brown V, Samuel 1-9; Long, Chris 1-8. **NEB-**Vokolek, Travis 6-46; Grant, Anthony 6-34; Palmer, Trey 4-64; Washington, Marcus 4-53; Martin, Oliver 2-16; Brewington, Chancellor 1-17

INTERCEPTIONS: RUT-Braswell, Christian 1-1; Melton, Max 1-1. **NEB-**Farmer, Myles 1-17; Hartzog, Malcolm 1-0; Moore, Brandon 1-0

FUMBLES: RUT-None; **NEB-** None

TACKLES: RUT-Jennings, Deion 7-5. **NEB-**Nelson, Garrett 2-9

PURDUE 43, NEBRASKA 37

SCORE BY QUARTERS	1	2	3	4	FINAL
Nebraska	0	13	17	7	37
Purdue	10	17	7	9	43

SCORING SUMMARY

QTR	TEAM	TIME	SCORE
1st	PUR	5:54	Sheffield 2 yd pass from A.O'Connell (Fineran kick)
1st	PUR	1:09	Fineran 37 yd FG 9-38 3:00
2nd	NEB	13:16	Yant 1 yd rush (Bleekrode kick)
2nd	NEB	9:01	Bleekrode 36 yd FG 6-43 2:10
2nd	PUR	5:49	Jones 31 yd pass from A.O'Connell (Fineran kick)
2nd	PUR	4:44	Fineran 37 yd FG 4-5 0:46
2nd	PUR	0:35	Mockobee 1 yd rush (Fineran kick)
2nd	NEB	0:00	Bleekrode 43 yd FG 5-50 0:35
3rd	NEB	13:51	Palmer 37 yd pass from C.Thompson (Bleekrode kick)
3rd	NEB	5:17	Bleekrode 22 yd FG 6-72 1:05
3rd	PUR	2:18	Sheffield 28 yd pass from A.O'Connell (Fineran kick)
3rd	NEB	1:46	Palmer 72 yd pass from C.Thompson (Bleekrode kick)
4th	PUR	10:00	Fineran 34 yd FG 15-72 6:41
4th	PUR	6:55	Jones 2 yd pass from A.O'Connell (kick failed)
4th	NEB	5:55	Grant 1 yd rush (Bleekrode kick)

West Lafayette, Ind. (Oct. 7) - Trey Palmer enjoyed a record-setting performance, but Nebraska saw its two-game win streak snapped with a 43-37 loss at Purdue.

Palmer hauled in seven catches for a school-record 237 yards, breaking the mark of 209 set by JD Spielman in 2018. Palmer, who scored on touchdown catches of 37 and 72 yards, also had a 60-yard run, as he accounted for nearly 300 all-purpose yards. Nebraska tallied 476 total yards, but allowed 608 yards to Purdue, which scored 17 straight second-quarter points to break a 10-all tie and never trailed again.

After falling behind 10-0, Nebraska got a one-yard touchdown run from Jaquez Yant before a 36-yard field goal from Timmy Bleekrode tied the game. Purdue responded with three straight scores to push the lead to 27-10. A 31-yard touchdown pass from Aiden O'Connell to Charlie Jones gave the Boilermakers the lead, while a 37-yard field goal from Mitchell Fineran and a one-yard rushing touchdown from Devin Mockobee, who finished with 178 yards on 30 carries.

The Husker comeback started in the final minute of the half, as NU went 50 yards in five plays, and Bleekrode's second field goal made it 27-13. Nebraska struck quickly on the first possession of the second half, as Casey Thompson found Palmer on a 37-yard scoring strike. The Huskers got to within 27-23 after Bleekrode's 22-yard field goal with 5:17 left in the third quarter.

The teams would trade scores on their next possessions, as Purdue went 75 yards in six plays, capped by a 28-yard scoring toss to TJ Sheffield before Nebraska responded two plays later on a 72-yard strike from Thompson to Palmer to make it 34-30 with 1:46 left in the third quarter.

Purdue would stretch the lead to 43-30 with 6:55 remaining after a Fineran field goal and a two-yard pass from O'Connell to Jones, who finished with 12 catches for 132 yards and two scores.

Nebraska came right back, going 70 yards in three plays as Palmer's 64-yard reception set up Anthony Grant's one-yard run to make it 43-37, but Purdue ran out the clock on its next possession, as the Boilermakers held the ball for nearly 43 minutes.

Thompson completed 16-of-29 passes for 354 yards and two touchdowns for NU while O'Connell was 35-of-54 for 391 yards and four scores.

TEAM STATISTICS

	NEB	PUR
FIRST DOWNS	15	38
RUSHES-YARDS (NET)	23-122	47-217
PASSING-YARDS (NET)	354	391
Passes Att-Comp-Int	29-16-2	54-35-1
TOTAL OFFENSE PLAYS-YARDS	52-476	101-608
Fumble Returns-Yards	0-0	0-0
Punt Returns-Yards	0-0	2-16
Kickoff Returns-Yards	5-111	2-18
Interception Returns-Yards	1-0	2-15
Punts (Number-Avg)	4-42.0	4-20.0
Fumbles-Lost	1-0	0-0
Penalties-Yards	4-40	2-14
Possession Time	17:18	42:42
Third-Down Conversions	3-9	9-18
Fourth-Down Conversions	0-0	2-2
Red-Zone Scores-Chances	4-4	6-7
Sacks By: Number-Yards	0-0	4-38

RUSHING: PUR- Mockobee, Devin 30-178; Doerue, King 8-31; Lewis, Kobe 3-10; O'Connell, Aiden 2-3; Tracy Jr., Tyrone 1--2; TEAM 3--3. **NEB-**Palmer, Trey 1-60; Grant, Anthony 11-35; Johnson, Rahmir 1-17; Yant, Jaquez 4-11; Thompson, Casey 6--1

PASSING: PUR-O'Connell, Aiden 35-54-1-391-4. **NEB-**Thompson, Casey 16-29-2-354-2.

RECEIVING: PUR-Jones, Charlie 12-132; Sheffield, TJ 5-70; Durham, Payne 5-30; Sowinski, Andrew 4-34; Doerue, King 2-38; Rice, Mershawn 2-29; Mockobee, Devin 2-28; Tracy Jr., Tyrone 2-21; Yaseen, Abdur-Rahmaan 1-9.

NEB- Palmer, Trey 7-237; Vokolek, Travis 3-38; Washington, Marcus 3-30; Grant, Anthony 2-4, Martin, Oliver 1-45.

INTERCEPTIONS: PUR-Washington, Clyde 1-15; Taylor, Reese 1-0. **NEB-**Hartzog, Malcolm 1-0

FUMBLES: PUR-None; **NEB-**Thompson, Casey 1-0

TACKLES: PUR-Graham, Jalen 6-0. **NEB-**Farmer, Myles 3-6; Gifford, Isaac 6-3