

# NEBRASKA

**NEBRASKA  
CORNHUSKERS**  
(5-3, 3-2 BIG TEN)



**MICHIGAN STATE  
SPARTANS**  
(2-6, 0-5 BIG TEN)

**SATURDAY, NOV. 4 • 11 A.M. CT • EAST LANSING, MICH. • SPARTAN STADIUM • NATURAL GRASS**

Nebraska begins the final third of the regular season with the first of four November games on Saturday at Michigan State. Kickoff between the Huskers and Michigan State will be shortly after Noon ET (11 a.m. CT) at Spartan Stadium, with television coverage provided by FS1. The game can be heard on the Huskers Radio Network, the official Huskers App and Huskers.com.

Nebraska heads to East Lansing as winners of three straight games and five of its last six contests. Nebraska's three-game win streak is its first since 2016, and the Huskers just completed an unbeaten October for the first time since 2001. The win streak has Nebraska at 5-3 overall and tied for first in the Big Ten West Division with a 3-2 league record. The Huskers are one win from achieving bowl eligibility for the first time since the 2016 season.

Nebraska is coming off a 31-14 victory over Purdue on Saturday in Lincoln with the offense, defense and special teams all playing critical roles. The Blackshirt defense forced three Boilermaker turnovers, while the special teams got into the scoring column by returning a blocked field goal for a touchdown in the third quarter. The Huskers also limited a conference opponent to less than 200 yards of total offense for the first time in six seasons in the victory.

Michigan State brings a 2-6 record, including an 0-5 mark in Big Ten play, into Saturday's contest. The Spartans opened the year with a pair of victories, but have dropped six straight games against one of the nation's most difficult schedules. MSU is led by acting head coach Harlon Barnett, who took over the program in mid-September.

## THIS WEEK'S NUMBERS

**7**

The combined margin in the past three meetings between Nebraska and Michigan State. The Huskers posted a one-point win in 2015 and a three-point victory in 2018, before the Spartans had a three-point overtime victory in 2021 in East Lansing.

**70**

Nebraska has three plays of more than 70 yards this season, most recently a 73-yard touchdown pass last week against Purdue. The Huskers' three plays of better than 70 yards rank in a tie for fifth nationally.

**100**

Nebraska limited Purdue to less than 100 yards in both rushing (96) and passing (99) in last week's win. The defensive effort marked the first time since a 2012 win over Michigan that Nebraska held an opponent to less than 100 yards rushing and passing.

## 2023 NEBRASKA FOOTBALL SCHEDULE

Aug. 31	@ Minnesota*	FOX	L, 13-10	Defense limits Gophers to 3.6 yards per play
Sept. 9	@ #22 Colorado	FOX	L, 36-14	Four turnovers costly in road loss in Boulder
<b>Sept. 16</b>	<b>Northern Illinois</b>	<b>FS1</b>	<b>W, 35-11</b>	<b>Defense limits NIU to 149 total yards</b>
<b>Sept. 23</b>	<b>Louisiana Tech</b>	<b>BTN</b>	<b>W, 28-14</b>	<b>Haarberg, Grant each top 100 rushing yards</b>
<b>Sept. 30</b>	<b>#2 Michigan*</b>	<b>FOX</b>	<b>L, 45-7</b>	<b>#2 Wolverines win fourth straight in series</b>
Oct. 6	@ Illinois*	FS1	W, 20-7	Husker defense limits Illinois to 21 rushing yards
<b>Oct. 21</b>	<b>Northwestern*</b>	<b>BTN</b>	<b>W, 17-9</b>	<b>Husker defense records 8 sacks and 13 TFL</b>
<b>Oct. 28</b>	<b>Purdue*</b>	<b>FS1</b>	<b>W, 31-14</b>	<b>Two quick second quarter TDs spur win</b>
Nov. 4	@ Michigan St.*	FS1	11 a.m.	Last 4 meetings decided by a total of 12 points
<b>Nov. 11</b>	<b>Maryland*</b>	<b>Peacock</b>	<b>11 a.m.</b>	<b>3rd all-time meeting between the schools</b>
Nov. 18	@ Wisconsin*	TBA	TBA	"Freedom Trophy" game since 2014
<b>Nov. 24</b>	<b>Iowa*</b>	<b>11 a.m. CBS</b>		<b>Huskers' 34th straight "Black Friday" game</b>

All times Central; Home games in **bold**; \*Big Ten Conference game

## NEBRASKA

- **2023 Record:** 5-3, 3-2 Big Ten
- **Last Game:** vs. Purdue, W 31-14
- **Streak:** Won 3
- **AP Rank:** Not Ranked
- **Coaches Rank:** Not Ranked
- **Head Coach:** Matt Rhule
- **Nebraska Record:** 5-3 (1st year)
- **Collegiate Record:** 52-46 (8th year)
- **Record vs. Michigan State:** 0-0

## MICHIGAN STATE

- **2023 Record:** 2-6, 0-5 Big Ten
- **Last Game:** at Minnesota, L, 27-12
- **Streak:** Lost 6
- **AP Rank:** Not Ranked
- **Coaches Rank:** Not Ranked
- **Acting Head Coach:** Harlon Barnett
- **MSU Record:** 0-6 (1st year)
- **Career Record:** same
- **Record vs. Nebraska:** 0-0

## SERIES HISTORY

- **All-Time Series:** Nebraska leads, 9-3
- **At East Lansing:** Tied, 2-2
- **Last Game:** MSU, 23-20, OT (2021)
- **Win Streak:** Michigan State, 1 game

## TV INFORMATION



**Play-by-Play:** Tim Brando  
**Analyst:** Spencer Tillman  
**Fox Sports App**

## HUSKERS RADIO NETWORK



**Play-by-Play:** Greg Sharpe  
**Analyst:** Damon Benning  
**Sidelines:** Jessica Coody  
**Pre/Post-Game Shows:** Matt Coatney,  
Zach Potter & Ben McLaughlin

## SPANISH BROADCAST

**Announcers:** Kike Morales,  
Oscar Monterroso & Hannah Bassham  
**Huskers.com & Huskers App**

## NEBRASKA COMMUNICATIONS

### CREDENTIAL REQUESTS

To request a credential for home games visit:  
<http://www.huskers.com/media>

### FOOTBALL CONTACTS

**Associate A.D./Comm.....Keith Mann**  
 Phone ..... 402-472-0237  
 E-Mail ..... kmann@huskers.com  
**Sr. Assoc. Comm. Dir.....Shamus McKnight**  
 Phone ..... 402-472-7772  
 E-Mail ..... smcknight@huskers.com  
**Associate Director.....Matt Smith**  
 Phone ..... 402-472-7780  
 E-Mail ..... msmith@huskers.com  
**Admin. Assoc. (Credentials) ... Vicki Capazo**  
 Phone ..... 402-472-2263  
 E-Mail ..... vcapazo@huskers.com

### MAILING ADDRESS

One Memorial Stadium  
 P.O. Box 880123  
 Lincoln, NE 68588-0123  
 (402) 472-2263  
 sportsinfo@huskers.com

**Shipping Address:** 600 Stadium Drive

## NORMAL WEEK AVAILABILITY

### MONDAY

Coach Rhule will be available at a Noon press conference. Live video will be available for free through Nebraska's official social media accounts and on Huskers.com. A complete video and transcript will be made available to media in the afternoon. West Stadium, Level 6.

### TUESDAY

Offensive Coordinator Marcus Satterfield, Defensive Coordinator Tony White and selected players will be available after morning practice (approximately 11:45 a.m.-1 p.m.) in the Hawks Press room. Rhule or a Husker assistant coach will appear on the Nebraska Football Radio Hour at 6 p.m.

### WEDNESDAY.

No Media Availability

### THURSDAY

Coach Rhule available after morning practice (approx. 11:40 a.m.). Hawks Media Room.

### FRIDAY

No media availability.

### SATURDAY

Coach Rhule and requested players will be available post-game in the Hawks Center interview room for home games and in a designated area for road games.

## GENERAL MEDIA POLICIES

All player and coach interviews must be arranged at least one day in advance through the Nebraska Communications Office. To request an interview, contact Keith Mann, Shamus McKnight or Matt Smith. All post-practice interviews will be conducted in the Hawks Center interview room or West Stadium Level 6. Interviews will not be conducted in the weight room, Student Life Complex, training room, hallways or the tunnel leading from the locker room to the field. The Nebraska locker room, training room and football office meeting rooms are **OFF LIMITS** to the media.

Student-athlete cell phone numbers will **NOT** be given to the media, and media should not contact or message student-athletes directly through social media platforms. **PRACTICES ARE CLOSED** to the media and to the general public during the season.

After all games, Nebraska's **LOCKER ROOM IS CLOSED**. Head Coach Matt Rhule and requested players will be brought to the postgame interview room after a brief cooling off period. The post-game interview session will be held in the new media room in the Hawks Championship Center. Media may access the room to set up for post-game beginning 30 minutes prior to kickoff. On the road, Coach Rhule and requested players will be brought to the designated interview area. **NO INTERVIEWS** will be conducted on the field as the players are returning to the locker room.

**MEDIA MAY NOT PROVIDE LIVE COVERAGE OF ANY PRESS CONFERENCE ON ANY DIGITAL PLATFORM OR WEBSITE.**

## PHONE INTERVIEWS

Media wishing to try to arrange a phone interview with Coach Rhule may contact Keith Mann for availability. Please contact the Communications Office as far in advance as possible. Out-of-town media requesting phone interviews with players should contact Keith Mann or Shamus McKnight with those requests, preferably on Sundays, but no later than 10 a.m. (Central) on Monday of game week. Other than rare exceptions, these interviews will take place on Tuesday or Wednesday.

## NEBRASKA FOOTBALL PHOTO REQUESTS

Contact the Nebraska Communications office to request historical photos, facility photos, action photos and head shots.

## HUSKERS.COM & COLLEGEPRESSBOX.COM

Huskers.com is the official site of Nebraska Athletics and includes updated stats, game notes, depth charts and extensive quotes and audio and video from Nebraska's Monday press conference. A PDF version of the 2023 Nebraska Media Guide is available on Huskers.com.

Collegepressbox.com is the official media website for Division I football. Access and download game notes, quotes, statistics, media guides, headshots, logos and more for all FBS schools, conferences, postseason games, awards and the College Football Playoff. For access, please register for an account at collegepressbox.com/register.

## GAME CREDENTIALS

Media may request credentials for home games at Huskers.com/media. Follow the steps on the website to complete the application. You will receive an e-mail confirming your application and an approval/denial e-mail. Contact Vicki Capazo at (402) 472-2263 with questions. Photo ID will be required to access the stadium on game day and the name on your photo ID and credential must match. Single-game credentials will not be mailed and must be picked up on game day at media will call. Single-game parking passes will be mailed to media.

## HUSKERS RADIO NETWORK

The Huskers Radio Network brings Nebraska football to fans across the nation and the world. A list of affiliates can be found at Huskers.com/listen, and all radio broadcasts are available live on Huskers.com and the Official Husker App. Additionally, a Spanish-language broadcast will be available live on Huskers.com for every game of the 2023 season.

MONDAY, OCT. 30	TUESDAY, OCT. 31	WEDNESDAY, NOV. 1	THURSDAY, NOV. 2	FRIDAY, NOV. 3	SATURDAY, NOV. 4
<b>OFF DAY</b>  Noon • Head Coach Matt Rhule Press Conference, Level 6 West Stadium	<b>PRACTICE</b> Morning Practice  11:30 a.m.-12:45 p.m. • Coordinators, Selected players available, Hawks Center	<b>PRACTICE</b> Evening Practice  <b>NO MEDIA ACCESS</b>	<b>PRACTICE</b> Morning Practice  Approx. 11:40 a.m. • Coach Rhule available to media, Hawks Center	<b>PRACTICE</b> Morning Practice  <b>NO MEDIA ACCESS</b>	<b>GAME DAY</b> Nebraska at Michigan State, Noon ET (FS1)
	<b>NEBRASKA FOOTBALL RADIO SHOW</b> • 6-7 p.m., Marcus Satterfield			Travel to East Lansing in afternoon	<b>POST-GAME</b> Available after game: • Coach Rhule • Selected players

## NEBRASKA VS. MICHIGAN STATE SERIES HISTORY—LAST FIVE MEETINGS

DATE	SITE	NEB RANK	MSU RANK	RESULT	SCORE
11/16/2013	Lincoln	NR	14	Loss	28-41
10/4/2014	East Lansing	19	10	Loss	22-27
11/7/2015	Lincoln	NR	6	Win	39-38
11/17/2018	Lincoln	NR	NR	Win	9-6
9/25/2021	East Lansing	NR	20	Loss	20-23 (ot)

### SERIES HISTORY: NEBRASKA VS. MICHIGAN STATE

Saturday's meeting will be the 13th matchup in the Nebraska-Michigan State series and the fifth all-time at Spartan Stadium. The Huskers own a 9-3 edge, including a 4-3 advantage since Nebraska joined the Big Ten.

- Five of the seven meetings since Nebraska joined the Big Ten have been decided by five or fewer points, with the past three games decided by a total of seven points.
- Nebraska's 39-38 victory over No. 6 Michigan State in 2015 marks Nebraska's most recent win over a top-10 ranked team.
- One of the two teams has been ranked in nine of the 10 most recent meetings prior to this year's matchup. The 2011 and 2014 matchups pitted a pair of top-20 teams, with the home team winning each meeting.

### MEMORIAL STADIUM CELEBRATES 100 YEARS

One of the most iconic venues in all of college sports reached a milestone this fall as Nebraska's Memorial Stadium hit the 100-year mark. Nebraska is celebrating the anniversary of Memorial Stadium throughout the 2023 home season.

- Memorial Stadium was built at a cost of \$450,000 in 1923 and had an original capacity of 31,080.
- The first game in Memorial Stadium occurred on Oct. 13, 1923, with the official dedication of the stadium a week later when Nebraska hosted Kansas on Oct. 20, 1923. Memorial Stadium was dedicated to honor Nebraskans who served in the Civil War and the Spanish-American War, and Nebraskans who died in World War I. Later, the dedication was expanded to honor Nebraskans who died in World War II, the Korean War and the Vietnam War.
- Nebraska owns an all-time record of 431-148-13 at Memorial Stadium.
- The Huskers have posted 33 unbeaten seasons at Memorial Stadium, most recently in 2016.
- Every game at Memorial Stadium since 1962 has been sold out, a streak of 394 consecutive games. The 394-game streak spans nearly two-thirds of all games played at Memorial Stadium.
- Nebraska opened the 2023 home season at night against Northern Illinois. The first night game in Memorial Stadium was the 1986 season opener in a win over Florida State. Nebraska is 50-10 all-time in home night games following the win over NIU.

### RHULE IN FIRST SEASON LEADING HUSKER PROGRAM

**Matt Rhule** is in his first season at Nebraska in 2023. Rhule is in his eighth season as a college head coach and 11th season overall after previously leading programs at Temple (2013-16) and Baylor (2017-19) along with a stint as head coach of the NFL's Carolina Panthers (2020-22).

- Rhule owns a career record of 52-46 as a college head coach. Including his time in the NFL, Rhule is 63-73 as a head coach.
- He has a proven record as a program builder. Rhule led both Temple and Baylor to the highest win totals in program history in his third season at each school.
- Rhule guided Temple to a pair of trips to the American Athletic Conference title game, the first two appearances in the league title game in school history. His 2016 Owl team won the school's first conference title in nearly 40 years.
- Rhule led Temple to back-to-back bowl appearances for the first time in school history in 2015 and 2016. He built the foundation for Temple to appear in five straight bowl games from 2015 to 2019.
- At Baylor, Rhule became the first head coach in Power Five history to take a team from 11 losses to 11 victories in two or fewer seasons.
- The 2019 Baylor team set a school record for wins with 11 and the Bears' 9-0 start was the best in school history.
- Rhule is one of just seven current FBS head coaches to have experience as an NFL head coach.

#### FORMER NFL HEAD COACHES IN THE FBS

- » Jim Harbaugh, Michigan
- » Chip Kelly, UCLA
- » Lane Kiffin, Ole Miss
- » Jim Mora Jr., UConn
- » **Matt Rhule, Nebraska**
- » Nick Saban, Alabama
- » Greg Schiano, Rutgers

## BIG TEN STANDINGS

### WEST DIVISION

Place	Team	Overall	Big Ten
1.	Iowa	6-2	3-2
	Minnesota	5-3	3-2
	<b>Nebraska</b>	<b>5-3</b>	<b>3-2</b>
	Wisconsin	5-3	3-2
5.	Northwestern	4-4	2-3
6.	Purdue	2-6	1-4
	Illinois	3-5	1-4

### EAST DIVISION

Place	Team	Overall	Big Ten
1.	Michigan	8-0	5-0
	Ohio State	8-0	5-0
3.	Penn State	7-1	4-1
4.	Rutgers	6-2	3-2
5.	Maryland	5-3	2-3
6.	Michigan State	2-6	0-5
	Indiana	2-6	0-5

## 2023 HUSKER HONORS

### BRYCE BENHART, OL

- Senior Bowl Watch List

### BRIAN BUSCHINI, P

- Ray Guy Award Watch List
- Campbell Trophy Semifinalist

### ANTHONY GRANT, RB

- Senior Bowl Watch List

### QUINTON NEWSOME, DB

- Senior Bowl Watch List
- Big Ten Special Teams Player of the Week (Purdue)

### LUKE REIMER, LB

- Lombardi Award Watch List
- Senior Bowl Watch List

### TY ROBINSON, DL

- Senior Bowl Watch List

### BEN SCOTT, OL

- Rimington Trophy Watch List
- Senior Bowl Watch List

### JEFF SIMS, QB

- Davey O'Brien Award Watch List

## 2023 HUSKER GAME CAPTAINS

### MINNESOTA

- RB Gabe Ervin, OT Bryce Benhart, S Omar Brown, DE Blaise Gunnerson

### COLORADO

- QB Jeff Sims, OG Ethan Piper, LB Luke Reimer, S Isaac Gifford

### NORTHERN ILLINOIS

- C Ben Scott, RB Rahmir Johnson, DL Ty Robinson, LB Nick Henrich

### LOUISIANA TECH

- RB Anthony Grant, OG Noure Nouili, CB Quinton Newsome, S DeShon Singleton

### MICHIGAN

- OG Ethan Piper, LB M.J. Sherman, S Phalen Sanford, DT Nash Hutmacher

### ILLINOIS

- WR Marcus Washington, TE Thomas Fidone, CB Tommi Hill, DE Jimari Butler

### NORTHWESTERN

- LB Luke Reimer, LB Grant Tagge, OT Turner Corcoran, S Malcolm Hartzog

### PURDUE

- LB Nick Henrich, LB John Bullock, WR Alex Bullock, FB Janiran Bonner

## LAST GAME

### NEBRASKA 31, PURDUE 14

TEAM STATS	PUR	NEB
First Downs	10	14
Rushes-Yards	29-96	48-155
Passes	17-33-2	6-11-0
Passing Yards	99	122
Total Offense	195	277
3rd Downs	5-of-16	6-of-14
Turnovers	3	4
Penalties	8-84	6-49
Time of Possession	26:50	33:10

#### NU RUSHING LEADERS

Emmett Johnson—13 carries, 76 yards, TD

Heinrich Haarberg—19 carries, 22 yards

#### NU PASSING LEADER

Heinrich Haarberg—6-11-0, 122 yards, 2 TDs

#### NU RECEIVING LEADERS

Josh Fleeks—2 receptions, 24 yards

Jaylen Lloyd—73-yard TD reception

#### NU DEFENSIVE LEADERS

Isaac Gifford—10 tackles, 2 TFL, PBU

John Bullock—5 UT, 2 AT, 7 TT

Tommi Hill—2 interceptions

Quinton Newsome—fumble recovery, 5 tackles

Phalen Sanford—6 tackles, TFL

#### NU SPECIAL TEAMS LEADERS

Quinton Newsome—Block FG return for TD

Tristan Alvano—55-yard FG, 4-4 PAT

Brian Buschini—45.6 ypp, long-59, 2 inside 20

## NOTING LAST WEEK'S GAME

- The win gave Nebraska a three-game winning streak for the first time since 2016. It also gave NU a 3-0 record in October, marking the first time the Huskers went undefeated in October since 2001.
- The Huskers held Purdue to a season-low 195 total yards, the second opponent this season Nebraska has held under 200 total yards (also Northern Illinois). NU held a conference opponent to fewer than 200 yards for the first time since allowing 199 yards to Illinois on Sept. 29, 2017.
- Nebraska limited Purdue to fewer than 100 yards rushing (96) and passing (99), marking the first time the Huskers have held an opponent under 100 yards rushing and passing since limiting Minnesota less than than 100 each on Nov. 17, 2012.
- **Quinton Newsome** returned a blocked field 68 yards for a TD (blocked by Elijah Jeudy) in the third quarter. It marked NU's first blocked FG return for a TD since Nathan Gerry had an 85-yard TD on a blocked field goal against Minnesota in 2014.
- Cornerback **Tommi Hill** had two interceptions, picking off a Purdue pass in the second and fourth quarters. Hill is the first Husker to have multiple interceptions in a game since Marques Buford Jr. intercepted two passes against Georgia Southern on Sept. 10, 2022.
- Place-kicker **Tristan Alvano** connected on a 55-yard field goal in the fourth quarter, marking the longest field goal by Nebraska since a school-record 57-yard field goal by Alex Henery against Colorado in 2008. It ties for the second-longest FG in Nebraska school history (3 other times).

## NINE NEW FACES AMONG 10 FULL-TIME ASSISTANTS

Nine of Nebraska's 10 full-time assistant coaches are in their first season on the Husker sideline in 2023, with offensive line coach **Donovan Raiola**, in his second season at Nebraska. Including Head Coach Matt Rhule, nine of 11 full-time coaches have experience at both the college and NFL levels.

- Offensive coordinator **Marcus Satterfield** also guides the Husker quarterbacks. Satterfield is in his 12th season as an offensive coordinator, including the 2021-22 at South Carolina. He also owns two seasons of experience as a head coach, leading Tennessee Tech in 2016 and 2017.
- Running backs coach **E.J. Barthel** has three seasons of prior experience on Rhule's staffs at Temple and Carolina. Most recently, he guided the UConn running backs in 2022, helping the Huskies rank as one of the most improved teams in the country.
- **Josh Martin** was promoted to tight ends coach in July of 2023. He boasts previous experience as a tight ends coach at SMU (2018-21) and Arizona State (2015). Martin helped a pair of tight ends become NFL Draft picks in his four seasons at SMU.
- **Garret McGuire** coaches the Husker receivers. McGuire played for Rhule at Baylor and served on his Panthers' staff. Garret is the son of Texas Tech head coach Joey McGuire.
- The defensive staff is led by coordinator **Tony White**. White has 15 seasons as a full-time assistant at the FBS level, including the previous three seasons as the defensive coordinator at Syracuse. White led the Orange to back-to-back top-25 total defense rankings in 2021 and 2022, one of only 12 programs nationally to achieve that statistical milestone.
- **Evan Cooper** has served on Rhule's staff at each of his four head coaching stops. Cooper served as a defensive backs coach with the Panthers and at Baylor and also brings an extensive player personnel and evaluation background to the staff.
- **Rob Dvoracek** leads the linebackers. He played for Rhule at Temple before coaching with the Owls, and Dvoracek also went on to be a part of Rhule's staffs at both Baylor and in the NFL.
- Defensive line coach **Terrance Knighton** spent the past two seasons working on Rhule's staff with the Panthers. Knighton owns the most accomplished playing career among Nebraska's coaches, starting 96 games during his seven-year career as an NFL defensive lineman.
- **Ed Foley** serves as the Huskers' special teams coordinator. He is the most experienced member of the coaching staff, heading into his 35th year of coaching this fall. Foley has been with Rhule at each of his three previous stops, and Foley also has head coaching experience, leading Fordham for two seasons and twice serving as Temple's interim head coach.

## RED OCTOBER

Saturday's 31-14 victory over Purdue was Nebraska's third straight win, all in the month of October. With wins over Illinois (20-7), Northwestern (17-9) and Purdue (31-14) in October, Nebraska completed its first unbeaten month of October since 2001.

- Nebraska's three-game win streak is its first at any point in a season since an eight-game winning streak including a bowl game in 2015 and the first seven games of the 2016 season.
- Nebraska's defense allowed just two touchdowns in the month of October. The Blackshirts did not allow a touchdown for a stretch of more than 142 game minutes from the second quarter of the Illinois victory to a fourth-quarter TD pass by Purdue.
- Nebraska held all three opponents to 14 or fewer points in October, the first time NU has held three straight opponents to less than 15 points since 2009. The Blackshirts allowed a total of 30 points in October, and the 10.0 ppg were the fourth-best scoring defense in the nation in the month of October.
- The Blackshirt defense allowed only five scoring drives (2 TDs) in 39 opponent possessions in October. Opponents began five drives in Nebraska territory following a Husker turnover and scored only nine points on those five drives (1 TD, 1 FG).

## BLACKSHIRTS FLEXING MUSCLES IN 2023

Nebraska's defense has performed well in 2023, ranking among the Big Ten's best teams in defending the run and pressuring the passer. Nebraska also boasts one of the nation's most improved defenses under first-year Head Coach Matt Rhule and defensive coordinator Tony White.

- The Husker defense ranks fifth in the Big Ten and 13th nationally in total defense, allowing 298.8 yards per game. The total defense average is a 159.8-yard improvement when compared to the first eight games of the 2022 season.
- Nebraska ranks 11th nationally in allowing only 4.50 yards per play. NU allows 2.64 yards per opponent rushing attempt, which ranks fifth in the country.
- Northern Illinois managed just 149 total yards in the Huskers' 35-11 victory on Sept. 16. The Huskies had just 87 total yards before the final drive of the game. The 149 total yards were the fewest by a Nebraska opponent since Kansas had 87 yards on Nov. 13, 2010. The last time Nebraska had limited a Big Ten opponent to fewer than 200 yards was at Illinois in 2017.
- Nebraska held a second opponent to less than 200 yards, limiting Purdue to 195 total yards. It marked the first conference opponent Nebraska held to fewer than 200 yards since allowing 199 at Illinois in 2017.

### NATION'S MOST IMPROVED RUSHING DEFENSES

RK	TEAM	2023 YPG	2022 YPG	DIFFERENCE
1.	Texas A&M	96.1	208.8	-112.7
<b>2.</b>	<b>Nebraska</b>	<b>79.0</b>	<b>189.1</b>	<b>-110.1</b>
3.	Arizona	100.4	209.1	-108.7
4.	SMU	114.2	203.6	-89.4
5.	Georgia Southern	142.6	230.9	-88.3

- Purdue rushed for 96 yards and passed for 99 in the 31-14 Nebraska victory. It marked the first time since a 2012 win over Minnesota that Nebraska held an opponent to less than 100 yards both rushing and passing.
- The Huskers held back-to-back conference opponents to single-digit scoring including Illinois (7) and Northwestern (9). That marked the first time Nebraska held consecutive conference opponents to single digits, since holding Kansas (3) and Texas A&M (9) in November of 2010.
- The Huskers have held three straight opponents to less than 15 points for the first time since 2009.
- Overall, Nebraska has limited six of eight opponents to 14 or fewer points. That marks the most opponents held to 14 or fewer points since also holding six foes to 14 or fewer in 2011 (13 games). The last time the Blackshirts have held more than six opponents to 14 or fewer points was in 2009, when Nebraska held 10 of 14 opponents to 14 or less.

### STUFFING THE RUN

The Blackshirt defense has been dominant against the run. Nebraska owns the nation's second-most improved run defense compared to 2022, allowing 110.1 fewer yards per game on the ground.

- Nebraska ranks second in the Big Ten and fifth nationally in rushing defense, allowing 79.0 rushing yards per game.
- Nebraska has allowed just 16 rushing plays of 10 or more yards tied with Air Force for the fewest in the nation.
- Nebraska has held seven opponents to fewer than 100 rushing yards, including Minnesota (55 yards), Colorado (58), Northern Illinois (26), Louisiana Tech (46), Illinois (21), Northwestern (81) and Purdue (96). Only second-ranked Michigan has surpassed the century mark on the ground.
- Nebraska has held seven opponents to fewer than 100 yards rushing in a season for the first time since holding eight foes to under 100 rushing yards in 2009.
- The four-game streak to start the season was the longest stretch of holding opponents to 100 yards or less rushing since limiting five straight opponents to less than 100 rushing yards in the last two games of the 2003 season and the first three games in 2004.
- Nebraska's four-game streak of holding its opponent to less than 60 yards on the ground was its longest since achieving that milestone in the first four games of the 1999 season.
- Nebraska has 25 sacks, including season-high totals of eight, both at Colorado and against Northwestern. The 3.12 sacks per game ranks third in the Big Ten and 15th nationally. Nebraska's season sack total is already its best since 2019, and the Huskers are on track for their first 30-sack season since 2013.
- The eight sacks against Colorado and Northwestern were the most by a Nebraska team since the Huskers recorded 9.0 sacks against Texas in the 2009 Big 12 Championship Game.
- Nebraska had 13 tackles for loss against Northwestern, its most since also posting 13 at Illinois in 2019. The last time Nebraska had more than 13 TFL was 16 at Michigan in 2013.

### DEFENSE KEEPING OPPONENTS OFF SCOREBOARD EARLY IN GAMES

Nebraska's defense has been strong throughout the season, and has been at its best at the outset of games, making it very difficult for opponents to score in the first quarter.

- Nebraska has shut out the opponent in the first quarter in five games this season, holding Minnesota, Colorado, Louisiana Tech, Illinois and Purdue without a first-quarter point. Dating back to last season, Nebraska has shut out eight of its past 12 opponents in the first quarter.
- Nebraska has shut out the opposition in the first quarter in all three road games in 2023.
- In its last six games against Big Ten West foes, NU has allowed a total of 16 first-half points. The Huskers shut out Minnesota, Wisconsin and Iowa in the first half in their final three divisional games in 2022. This year, NU allowed three points before half at Minnesota, seven at Illinois and six vs. Northwestern, before pitching a first-half shutout last Saturday against Purdue. In those same seven Big Ten West games, Nebraska has allowed just three first-quarter points (FG by Northwestern).

### 2023 OFFENSE GAME-BY-GAME

#### RUSHING

GAME	ATT.	YDS.	TD	LONG
MINN	37	181	0	27
CU	41	222	1	57
NIU	44	244	3	20
LT	48	312	3	72
MICH	21	106	1	74
ILL	49	158	2	25
NW	39	163	1	24
PUR	48	155	1	28
MSU				
MD				
WISC				
IOWA				

#### PASSING

GAME	COM-ATT-INT	YDS	TD	LG	SACKS
MINN	11-19-3	114	1	35	3-26
CU	11-22-1	119	1	21	2-14
NIU	14-24-0	158	2	33	1-7
LT	8-18-0	107	1	29	3-24
MICH	14-25-1	199	0	56	4-24
ILL	12-24-1	154	0	39	1-4
NW	8-17-2	85	1	44	0-0
PUR	6-11-0	122	1	73	3-24
MSU					
MD					
WISC					
IOWA					

### 2023 DEFENSE GAME-BY-GAME

#### RUSHING DEFENSE

GAME	ATT.	YDS.	TD	LONG
MINN	25	55	0	11
CU	33	58	2	34
NIU	22	26	0	7
LT	21	46	1	14
MICH	51	249	3	21
ILL	19	21	0	10
NW	39	81	0	39
PUR	29	96	0	16
MSU				
MD				
WISC				
IOWA				

#### PASSING DEFENSE

GAME	COM-ATT-INT	YDS	TD	LG	SACKS
MINN	24-44-1	196	1	20	3-12
CU	32-44-0	396	3	41	8-65
NIU	17-36-1	123	1	18	3-27
LT	27-42-1	292	1	35	0-0
MICH	16-23-0	187	3	29	0-0
ILL	29-47-1	289	1	46	2-5
NW	12-23-1	176	0	66	8-51
PUR	17-33-2	99	1	29	1-11
MSU					
MD					
WISC					
IOWA					

#### SACKS/TFL

GAME	SACKS	YARDS	TFL	YARDS
MINN	3	12	5	19
CU	8	65	11	71
NIU	3	27	5	30
LT	0	0	4	7
MICH	0	0	1	3
ILL	2	5	6	20
NW	8	51	13	62
PUR	1	11	8	35
MSU				
MD				
WISC				
IOWA				

## NEBRASKA UNDER RHULE

Overall.....	5-3
vs. AP Ranked Teams.....	0-2
vs. AP Top-10 Teams.....	0-1
vs. Unranked Teams.....	5-1
Home.....	4-1
Road.....	1-2
Neutral.....	0-0
In August.....	0-1
In September.....	2-2
In October.....	3-0
In November.....	0-0
In December.....	0-0
In January.....	0-0
Individual Has 100+ Rushing Yards.....	1-0
Individual Has 100+ Receiving Yards.....	0-0
When Rushing for 200 or More Yards.....	2-1
When Rushing for 300 or More Yards.....	1-0
When Passing for 200 or More Yards.....	0-0
When Passing for 300 or More Yards.....	0-0
When Scoring 30 or More Points.....	2-0
When Scoring 40 or More Points.....	0-0
When Allowing 10 or Fewer Points.....	2-0
When Allowing 20 or Fewer Points.....	5-1
When Committing Zero Turnovers.....	1-0
When Winning Turnover Margin.....	1-0
When Scoring First.....	4-0
When Leading at Halftime.....	4-0
When Trailing at Halftime.....	0-3
When Tied at Halftime.....	1-0
Games Decided by 11 Points or More.....	4-2
Games Decided by 10 Points or Less.....	1-1
Games Decided by 7 Points or Less.....	0-1
Games Decided by 3 Points or Less.....	0-1
Overtime Games.....	0-0

## RHULE'S COLLEGE CAREER

Overall.....	52-46
vs. AP Ranked Teams.....	3-18
vs. AP Top-10 Teams.....	0-10
vs. Unranked Teams.....	49-28
Home.....	29-19
Road.....	21-23
Neutral.....	2-4
In August.....	2-2
In September.....	15-15
In October.....	18-12
In November.....	14-13
In December.....	3-3
In January.....	0-1
Individual Has 100+ Rushing Yards.....	21-2
Individual Has 100+ Receiving Yards.....	18-12
When Rushing for 200 or More Yards.....	23-6
When Rushing for 300 or More Yards.....	4-0
When Passing for 200 or More Yards.....	31-31
When Passing for 300 or More Yards.....	13-14
When Scoring 30 or More Points.....	29-5
When Scoring 40 or More Points.....	13-3
When Allowing 10 or Fewer Points.....	20-0
When Allowing 20 or Fewer Points.....	36-3
When Committing Zero Turnovers.....	23-7
When Winning Turnover Margin.....	29-5
When Scoring First.....	36-14
When Leading at Halftime.....	40-8
When Trailing at Halftime.....	9-35
When Tied at Halftime.....	3-3
Games Decided by 11 Points or More.....	37-23
Games Decided by 10 Points or Less.....	15-23
Games Decided by 7 Points or Less.....	9-19
Games Decided by 3 Points or Less.....	6-8
Overtime Games.....	2-1

## TEAMS RANKED IN TOP 25 IN RUSHING OFFENSE AND DEFENSE

TEAM	RUSH OFF.	RANK	RUSH DEF.	RANK
Air Force	300.4	1	65.8	2
Boise State	195.4	20	111.9	25
Kansas State	226.0	5	109.4	23
<b>Nebraska</b>	<b>190.1</b>	<b>25</b>	<b>79.0</b>	<b>5</b>
Oregon	215.0	9	95.6	12
Tennessee	221.8	7	105.1	19
UCLA	215.9	8	63.1	1

## RUNNING ATTACK POWERS HUSKER OFFENSE

In addition to the success of shutting down the opponents' running game, the Nebraska offense has relied on a powerful running game in 2023. The Huskers are averaging 190.1 rushing yards per game to lead the Big Ten and rank 25th nationally.

- Nebraska rushed for 312 yards in its victory over Louisiana Tech, marking its first 300-yard rushing game since running for 427 yards against Northwestern in 2021.
- The Huskers rushed for 200 yards in three straight games against Colorado, Northern Illinois and Louisiana Tech, marking NU's first time with 200-plus rushing yards in three straight games since 2018 games against Northwestern, Minnesota and Bethune-Cookman.
- Nebraska topped 180 rushing yards in each of the first four games, its longest such streak since having five straight games with more than 180 rushing yards in the middle of the 2018 season.
- Quarterback **Heinrich Haarberg** (157 yards) and running back **Anthony Grant** (135 yards) each topped the century mark against Louisiana Tech. It marked the first time Nebraska had two players crack 100 rushing yards in the same game since QB Adrian Martinez and RB Dedrick Mills did so against Rutgers in 2020.
- Nebraska has seven rushing plays of 30 yards or more which is tied for 19th nationally. The Huskers had four 30-plus yard runs against Louisiana Tech.
- Nebraska ranks as one of just seven teams in the nation to rank in the top 25 nationally in both rushing offense and rushing defense.
- Nebraska averages 111.1 more rushing yards per game than it allows to the opposition. Nebraska is one of eight teams in the country and two in the Big Ten (Penn State) with a positive rushing differential of at least 100 yards per game.
- Nebraska's ability to control the football was evident against Purdue when the Huskers opened the scoring with a 15-play, 87-yard drive that consumed 8:52. That was Nebraska's longest drive of the season in terms of plays, yards and time, and it was the longest drive in time for Nebraska since a 9:24 scoring drive against Northwestern in 2017.

## HAARBERG ENGINEERING NEBRASKA OFFENSE

Sophomore quarterback **Heinrich Haarberg** has started the past six games, guiding Nebraska to a 5-1 record. The native of Kearney, Neb., led Nebraska wins over Northern Illinois and Louisiana Tech in his first two starts, and was the first Husker quarterback to win his first two starts since Tommy Armstrong did the same in 2013.

- Haarberg has averaged 209.0 yards of total offense in his five starts, passing for a total of 825 yards and rushing for 429 yards.
- Haarberg accounted for 256 yards of total offense in his first start—a 35-11 win over Northern Illinois, including 98 rushing yards and 158 passing yards. He also had three total touchdowns, two through the air and one rushing score.
- Haarberg rushed for 157 yards and threw for 107 yards in the win over Louisiana Tech. His 157 rushing yards were the most by a Husker quarterback since Adrian Martinez also rushed for 157 yards at Rutgers in the 2020 regular-season finale. It was the 18th time in school history a quarterback has topped 150 rushing yards.
- Haarberg had three runs of better than 30 yards against Louisiana Tech, including a 72-yard touchdown run and runs of 43 and 32 yards. He has a total of four runs of 25 yards or more.
- Haarberg accounted for three TDs against Northern Illinois, and is the first Husker quarterback to have three total touchdowns in his first career start at Nebraska since Adrian Martinez had three touchdowns in his first career start against Colorado in 2018.
- Haarberg is the first Nebraska native to start at quarterback for the Huskers since Noah Vedral started games against Indiana and Minnesota in 2019. Haarberg is just the fourth Nebraska native to start a game at quarterback since 2002 (Vedral, Ryker Fyfe, Ron Kellogg III). Omaha native Eric Crouch started 42 games at quarterback for Nebraska from 1998 to 2001.
- Haarberg was the first Nebraska native to start and win a game since Fyfe led Nebraska to a 28-7 win over Maryland in 2016, and first native Nebraskan to win multiple games at quarterback since Crouch.

### ACTIVE FBS RECEPTION LEADERS

RK	PLAYER	TEAM	GAMES	CATCHES
1.	Jacob Cowing	Arizona	53	287
2.	Smoke Harris	Louisiana Tech	58	286
3.	Joshua Cephus	UTSA	59	280
4.	Zakhari Franklin	Ole Miss	49	266
5.	Jalon Calhoun	Duke	56	233
6.	Malachi Corley	Western Kentucky	44	229
7.	Sam Pinckney	Coastal Carolina	54	225
8.	LaJohntay Wester	Florida Atlantic	41	220
<b>9.</b>	<b>Billy Kemp IV</b>	<b>Nebraska</b>	<b>57</b>	<b>213</b>
10.	Tory Horton	Colorado State	41	213

### KEMP RANKS AMONG ACTIVE LEADERS IN CAREER RECEPTIONS

Virginia transfer **Billy Kemp IV** is in his first season at Nebraska as one of the most experienced and accomplished receivers in the country. Kemp played in 50 games, including 25 starts, in five years at Virginia. He is eligible to play this fall after the NCAA granted all UVA players in their final season of eligibility one additional year of eligibility after a shooting on the Charlottesville campus that killed three football players and led to the cancellation of the final two games of Virginia's season.

- Kemp caught 192 passes for 1,774 yards and eight touchdowns in his Virginia career. He ranked fourth all-time at Virginia in receptions and 10th in receiving yards.
- Kemp has a team-high 21 catches in seven games this season and is ninth among all active FBS players with 213 career receptions, hitting the 200-catch mark against Northern Illinois.
- Kemp has 1,990 receiving yards in his career and is just shy of joining the 2,000 receiving yards club.
- Kemp has two touchdowns this season, a touchdown catch against Northern Illinois and a nine-yard TD run against Louisiana Tech. It was his first career collegiate touchdown run, and his 10th overall touchdown.
- Kemp was injured in the second quarter of Nebraska's win over Northwestern and missed the Purdue contest. His status for the Michigan State game is uncertain.

### REIMER AIMS TO CLIMB NEBRASKA'S ALL-TIME TACKLES LIST

Linebacker **Luke Reimer** was Nebraska's leading tackler in both 2021 and 2022, recording 194 tackles in 22 total games in those two seasons. Reimer has amassed 268 tackles with 6.5 sacks and 19.5 tackles for loss. Reimer was one of 80 FBS players named to the Lombardi Award preseason watch list. Reimer has 23 tackles in six games this season, while missing two games (Michigan, Illinois) because of injury.

- With 268 career tackles, Reimer is third in career tackles among Big Ten players, trailing only Iowa's Nick Jackson, an offseason transfer from Virginia, and Michigan State's Cal Halady. Reimer was the only returning Big Ten player with 220 or more tackles entering 2023.
- Reimer is looking to become the fourth Husker to lead Nebraska in tackles three straight seasons since complete tackle statistics are available beginning in 1965.

#### HUSKERS TO LEAD NEBRASKA IN TACKLES 3 STRAIGHT SEASONS

- » Mike Brown, Rover (1996-97-98)
- » Marc Munford, Linebacker (1984-85-86)
- » Jerry Murtaugh, Linebacker (1968-69-70)

- Reimer ranks 10th in school history with his 268 career tackles. With 16 tackles, he would move into the top five, and he is just 22 tackles from the No. 3 spot on the all-time tackles chart.

#### HUSKERS WITH 300 CAREER TACKLES

- » Barrett Ruud, Linebacker (432 tackles, 2001-04)
- » Jerry Murtaugh, Linebacker (342 tackles, 1968-70)

#### PROGRESS TRACKER: REIMER ON NEBRASKA'S ALL-TIME TACKLES LIST

- » **Current Rank:** 10th (268)
- » **Tackles Needed to Reach 5th Place:** 16 (284)

### CAREER TACKLE LEADERS AMONG BIG TEN PLAYERS

RK	PLAYER	TEAM	CAREER TACKLES
1.	Nick Jackson	Iowa	419
2.	Cal Halady	Michigan State	275
<b>3.</b>	<b>Luke Reimer</b>	<b>Nebraska</b>	<b>268</b>
4.	Bryce Gallagher	Northwestern	265
5.	Jacoby Windmon	Michigan State	233

### NEBRASKA FOOTBALL FACTS

#### HISTORY

Season of Football.....	134th
All-Time Games Played .....	1,377
National Ranking in All-Time Wins .....	8th
All-Time Bowl Appearances .....	53
National Ranking in Bowl Appearances .....	7th

#### CHAMPIONSHIPS

National Championships .....	5
Back-to-Back National Championships .....	2
Undefeated Seasons .....	11
Perfect Seasons .....	9
Conference Championships .....	46

#### RECORD BREAKDOWN

All-Time Record .....	917-420-40
All-Time Bowl Record .....	26-27
Home Games .....	559-171-20
Memorial Stadium .....	432-148-13
Record in August .....	14-3-0
Record in September .....	184-55-6
Record in October .....	370-152-19
Record in November .....	310-174-15
Record in December .....	24-15-0
Record in January .....	14-21-0
Record in February .....	1-0-0
In Overtime .....	8-7
At Night .....	105-48-3
When Scoring 35+ Points .....	377-11
When Allowing 10 Points or Less ...	580-47-29
vs. Big Ten Teams .....	130-126-9
» In Big Ten Play (since 2011) .....	60-58
» Home .....	27-26
» Away .....	23-30
» Neutral .....	0-2
vs. Ranked Teams .....	105-145-3
» Home .....	51-49-0
» Away .....	28-69-3
» Neutral .....	26-27-0
» as No. 1 Team .....	46-7-1

#### STREAKS

Consecutive Games Scoring a Point .....	347
Consecutive Home Games Scoring a Point...	363
Consecutive Home Sellouts .....	394
Record in Sellout Streak .....	321-73
» vs. Ranked Teams .....	47-38

#### INDIVIDUAL HONORS

College Football Hall of Fame Players .....	20
College Football Hall of Fame Coaches .....	6
First-Team All-Americans .....	110
Unanimous All-Americans .....	54
Academic All-Americans* .....	108
NCAA Top Ten Award Winners* .....	9
Heisman Trophy Winners .....	3
Walter Camp Award Winners .....	3
Maxwell Trophy Winners .....	1
Outland Trophy Winners* .....	9
Lombardi Trophy Winners .....	5
Butkus Award Winners .....	1
Johnny Unitas Golden Arm Award Winners ...	1
Davey O'Brien Award Winners .....	1
Rimington Award Winners .....	1
Bednarik Award Winners .....	1
Nagurski Trophy Winners .....	1
Retired Jerseys .....	25
First-Team All-Conference Selections .....	521

\*Total leads the nation

## CHARTING THE HUSKERS

### ALL-TIME WINS

RK.	SCHOOL	WINS
1.	Michigan	997
2.	Ohio State	961
3.	Alabama	960
4.	Notre Dame	946
5.	Texas	943
6.	Oklahoma	941
7.	Penn State	927
8.	<b>Nebraska</b>	<b>917</b>

### CONFERENCE TITLES

RK.	SCHOOL	TITLES
1.	Oklahoma	50
2.	<b>Nebraska</b>	<b>46</b>
3.	Michigan	44

### AP NATIONAL TITLES

RK.	SCHOOL	TITLES
1.	Alabama	12
2.	Notre Dame	8
3.	Oklahoma	7
4.	Miami	5
	Ohio State	5
	USC	5
t-7.	<b>Nebraska</b>	<b>4</b>

### COACHES POLL NATIONAL TITLES

RK.	SCHOOL	TITLES
1.	Alabama	11
2.	Oklahoma	6
3.	USC	5
t-4.	<b>Nebraska</b>	<b>4</b>

### BOWL APPEARANCES

RK.	SCHOOL	APP.
1.	Alabama	70
2.	Texas	58
3.	Georgia	57
4.	Oklahoma	56
5.	Tennessee	55
6.	USC	55
t-7.	<b>Nebraska</b>	<b>53</b>

### HEISMAN TROPHY WINNERS

RK.	SCHOOL	WINNERS
1.	Notre Dame	7
	Ohio State	7
	Oklahoma	7
	USC	7
5.	Alabama	4
t-6.	<b>Nebraska</b>	<b>3</b>

### NFL DRAFT PICKS

RK.	SCHOOL	PICKS
1.	Notre Dame	525
2.	USC	524
3.	Ohio State	485
4.	Oklahoma	414
5.	Michigan	401
	Alabama	401
7.	Penn State	381
8.	LSU	375
9.	Florida	373
10.	Georgia	371
11.	<b>Nebraska</b>	<b>368</b>

## GIFFORD LEADING NEBRASKA SECONDARY

Safety **Isaac Gifford** has established himself as a difference maker in the Nebraska secondary in 2023, leading the team with 55 tackles. The Lincoln native is among the Big Ten leaders in pass breakups (4th) and passes defended per game (7th).

- Gifford has been at his best in recent weeks, recording at least seven tackles in each of the past five games, including a season-high 10 tackles last week against Purdue. It marked the second double-figure tackle effort of his career. Gifford has a total of six games this season with at least seven tackles.
- Gifford has a team-high seven pass breakups and 1.0 passes defended per game. He had a career-high three PBU in a 20-7 win at Illinois.
- Gifford was among the top Blackshirts in 2022, recording 70 tackles, including 43 solo stops a year ago.

## HUTMACHER A BEAR FOR HUSKER OPPONENTS

Junior nose tackle **Nash Hutmacher** has emerged as one of the Big Ten's most dominant defensive linemen during the 2023 season. The "Polar Bear" has recorded 26 tackles in 2023, including team highs of four sacks and six tackles for loss. Hutmacher came into the 2023 season with 15 career tackles and 0.5 tackle for loss.

- Hutmacher produced perhaps the most dominant game of his career against Northwestern. The South Dakota native had a career-high seven tackles, including 2.5 sacks.
- Hutmacher's sacks against Northwestern made a huge impact for a defense that recorded eight sacks, 13 TFL and limited the Wildcats to 81 rushing yards.
- Overall, Hutmacher had a hand in four sacks in the Northwestern game. The first came on the Wildcats' opening drive, forcing Northwestern out of field goal range. The second came after the Wildcats took possession on the Nebraska 13, and forced Northwestern to settle for a field goal. His final sack of the game came after the Wildcats reached the Nebraska 5 in the fourth quarter and once again forced a field goal to keep Nebraska's lead at eight points.

## BUSCHINI ON RAY GUY AWARD WATCH LIST

Punter **Brian Buschini** was named to the Ray Guy Award Watch List in August, one of 50 FBS punters to make the list. Buschini is in his second season at Nebraska in 2023 after beginning his career at FCS Montana.

- Buschini averaged 44.0 yards per punt in his first season at Nebraska in 2022, good for 25th nationally and eighth in Husker history. He is averaging 42.1 yards per punt on the season to rank ninth in the Big Ten, and he has placed 16 of his 38 punts inside the 20-yard line.
- The 2021 FCS Punter of the Year at Montana, Buschini averages just less than 45 yards per punt in his career. Nearly one-third of Buschini's 170 career punts have covered 50 or more yards, while more than one-third of his career punts have been placed inside the 20-yard line, including five against Louisiana Tech and four against Northwestern.
- Buschini wore No. 95 last season but he switched to No. 18 this fall. Buschini made the number switch after learning about the life of former Nebraska quarterback Brook Berringer. A two-time national champion who wore No. 18, Berringer was killed in a plane crash on April 18, 1996, less than four months after helping Nebraska to the 1995 national title. Berringer was an active member of the community and every year since 1997, Nebraska football players who serve the community are honored with an appointment to the Brook Berringer Citizenship Team.
- Buschini was named a semifinalist for the National Football Foundation's Campbell Trophy on Sept. 27. The award is given to the nation's top football student-athlete.

## HUSKERS POSSESS VETERAN OFFENSIVE LINE

Arguably the most experienced unit on the Nebraska team is the offensive line. The group is also the only unit that did not have a new position coach in 2023, as **Donovan Raiola** was the lone full-time assistant on Nebraska's 2022 coaching staff to join Head Coach Matt Rhule's staff.

- Husker offensive linemen have combined for 162 career starts, including 135 starts at Nebraska. According to research compiled by West Virginia's Mike Montoro, Nebraska's 120 combined offensive line starts entering 2023 were the 15th-most in the country entering the season.
- **Bryce Benhart** leads the way with 37 career starts, starting 37 of Nebraska's 40 games at right tackle since the start of the 2020 season. Benhart's 37 starts at right tackle are tied with Zach Wiegert for the third-most at that position in school history. **Turner Corcoran** started 31 of 32 games through the Northwestern game, including 30 straight, with 26 starts at left tackle, three starts at left guard and two starts at right tackle. **Ethan Piper** started 25 games at left guard in his career. Both Corcoran and Piper were lost for the season due to injuries suffered in the Northwestern game.
- Bolstering the line in 2023 was the addition of Arizona State transfer **Ben Scott** and the return of **Noureddin Nouili**. Scott, who was named to the preseason watch list for the Rimington Trophy, made 28 starts for the Sun Devils the previous three seasons with starting experience at center (11 starts) and right tackle (17 starts). Nouili, who sat out the 2022 season, returned this fall after



he started the final seven games of the 2021 campaign at left guard. He started the first seven games at right guard this fall, but missed the Purdue game with an injury.

- **Teddy Prochazka** (6 starts) and **Henry Lutovsky** (3 starts) have also started multiple games on the Husker offensive line. Prochazka emerged as a true freshman starter at left tackle midway through 2021 before suffering a season-ending injury. He then started the first three games last season at left tackle before suffering another season-ending injury. Both Prochazka and Lutovsky made their first starts of the 2023 season against Purdue filling in for injured players.

## TRANSFERS ADD EXPERIENCE TO NEBRASKA ROSTER

Nebraska added 63 newcomers to its roster during the offseason.

- Fifteen of Nebraska's 20 first-year transfers are FBS transfers with three junior college transfers and two Division II transfers.
- The group of 15 FBS transfers includes 14 transfers from Power Five programs. Eleven players came to Lincoln with previous Power Five experience, combining for 252 games played and 87 starts in their careers prior to arriving in Lincoln.
- The transfers add considerable experience to the Husker offense. Arizona State transfer **Ben Scott** ranks second among all current Husker offensive players with 35 career starts, Virginia transfer wide receiver **Billy Kemp IV** has 27 career starts and Georgia Tech transfer quarterback **Jeff Sims** has 25 career starts.

## NEWCOMERS MAKE IMMEDIATE IMPACT FOR HUSKERS

Nebraska has featured many new faces in prominent roles in the 2023 season. A total of 23 players have made their first starts at NU in 2023, including seven players in their first year in the program.

- Two true freshmen have made at least three starts, place-kicker **Tristan Alvano (8)** and defensive end **Cameron Lenhardt (3)**.
- Lenhardt was only the ninth Husker true freshman (excluding kickers) to start a season opener since freshmen regained eligibility in 1972.
- Lenhardt joined Maliek Collins as the only true freshmen defensive linemen to start a game for Nebraska since freshmen regained eligibility in 1972. Collins started one game as a true freshman during the 2013 season, earning a start in the 2014 Gator Bowl.
- Lenhardt made his presence known early in the season, particularly at Colorado. He recorded 2.0 sacks against the Buffs, becoming the first Husker true freshman with two sacks in a game since Barry Turner had two sacks at Baylor in 2005. Lenhardt missed games against Louisiana Tech and Michigan with an injury before returning against Illinois.
- Lenhardt is one of four true freshmen to see action in the defensive front seven. **Princewill Umanmielen** has made 15 tackles, including seven against Northwestern. He has 3.5 TFL and had his first career sack against Northwestern. **Riley Van Poppel** split a sack at Colorado and had a key goal-line stop at Illinois, and **Sua Lefotu** recovered a fourth-quarter fumble against the Buffs.
- Alvano handles the place-kicking duties and shares kickoff chores. The Omaha native has made five field goals and all 21 of his PAT attempts, while adding nine touchbacks on 20 kickoffs. Alvano connected on a 55-yard field goal against Purdue, the longest by Nebraska since 2008 and tied for the second-longest in school history.
- True freshman receiver **Malachi Coleman** has started two games and has two receptions this season. He had a 44-yard TD reception in the fourth quarter against Northwestern.
- True freshman receiver **Jaylen Lloyd** has played in six games this season. He made the most of his second career reception, hauling in a 73-yard touchdown catch in the second quarter against Purdue to give Nebraska a 14-0 lead.
- Redshirt freshman running back **Emmett Johnson** has earned starts in Nebraska's past three games. He rushed for a career-best 76 yards on 13 carries against Purdue, while running for a game-sealing 29-yard touchdown. A week earlier he had 73 yards on 12 carries against Northwestern.
- All of Nebraska's skill position starters over the past three games (Illinois, Northwestern, Purdue) have been sophomores or freshmen.

## SINGLE-DIGIT NUMBERS AWARDED TO 'TOUGHEST' HUSKERS

In a tradition new to Nebraska but familiar to **Matt Rhule**, single-digit jersey numbers were awarded to the team's "toughest" players. The single-digit honorees were chosen through a players-only vote and the players then got to choose which single-digit number they wanted.

The tradition of single-digit numbers being reserved for the chosen few dates back to Rhule's time at Temple.

"I got really tired of having a guy in my program who had spent three years at like No. 47... wanted to wear No. 1 or No. 3, and he had earned it and we would give it to a recruit," Rhule said during the offseason. "What we decided was (numbers) 1-9, now 0-9, would go to the nine or now 10 'toughest' guys on the team. When I say 'toughest', we define that for the guys, but really the guys who best exemplify what it means to be a Cornhusker. To be accountable, to be dependable, to be tough, hard-working, competitive every single day."

## CHARTING THE HUSKERS

### CONSECUTIVE HOME SELLOUTS

RK.	SCHOOL	SELLOUTS
1.	Nebraska	394
2.	Oklahoma	148

### NATIONAL TITLES SINCE 1970

RK.	SCHOOL	TITLES
1.	Alabama	12
2.	Nebraska	5
	Miami	5

### WINS SINCE 1970

RK.	SCHOOL	WINS
1.	Ohio State	508
2.	Oklahoma	506
3.	Alabama	497
4.	Nebraska	483
5.	Michigan	480

### 9-WIN SEASONS

RK.	SCHOOL	SEASONS
1.	Alabama	53
2.	Nebraska	50
3.	Oklahoma	49

### 10-WIN SEASONS

RK.	SCHOOL	SEASONS
1.	Alabama	42
	Oklahoma	42
3.	Michigan	31
4.	Ohio State	30
5.	Nebraska	27

### WEEKS RANKED IN AP POLL

RK.	SCHOOL	WEEKS
1.	Ohio State	975
2.	Michigan	912
3.	Oklahoma	891
4.	Notre Dame	866
	Alabama	866
6.	USC	812
7.	Texas	766
8.	Nebraska	730
9.	Penn State	688

### WEEKS RANKED NO. 1 IN AP POLL

RK.	SCHOOL	WEEKS
1.	Alabama	140
2.	Ohio State	105
3.	Oklahoma	101
4.	Notre Dame	98
5.	USC	91
6.	Florida State	72
7.	Nebraska	70
8.	Miami	68

## BIG TEN FUTURE OPPONENTS

In early October, the Big Ten announced future conference opponents for the 2024 through 2028 seasons. Nebraska will play Iowa each season in the five-year cycle and will play each of the other 16 Big Ten schools either two or three times in that span.

### 2024

Home: Illinois, Rutgers, UCLA, Wisconsin  
 Away: Indiana, Iowa, Ohio State, Purdue, USC

### 2025

Home: Iowa, Michigan, Minnesota, Northwestern, USC  
 Away: Maryland, Michigan State, Penn State, UCLA

### 2026

Home: Indiana, Maryland, Ohio State, Washington  
 Away: Illinois, Iowa, Michigan State, Oregon, Rutgers

### 2027

Home: Iowa, Minnesota, Oregon, Purdue, Rutgers  
 Away: Northwestern, Ohio State, Washington, Wisconsin

### 2028

Home: Northwestern, Penn State, UCLA, Wisconsin  
 Away: Iowa, Michigan, Minnesota, Purdue, USC

## NEBRASKA ATHLETICS HALL OF FAME

The Nebraska Athletics Hall of Fame officially inducted its 2023 class on Oct. 27 in a ceremony at Memorial Stadium. The 2023 class is highlighted by Nebraska All-America quarterback **Tommie Frazier**, who led Nebraska to two national championships and was the 1995 Heisman Trophy runner-up.

The other members of the 2023 class included:

- Lori Endicott, Volleyball (1985-1988)
- Emily Parsons, Gymnastics (2005-2008)
- Tolly Thompson, Wrestling (1993-1997)
- Brittany Timko, Soccer (2003-2006)
- Gary Pepin, Track & Field Head Coach (1981-2022)

In addition to the Friday afternoon ceremony, the group was honored on the field during Nebraska's game with Purdue.

## COLLEGE GRADUATES ON NEBRASKA'S ROSTER

- |  |  |
|--|--|
| <ul style="list-style-type: none"> <li>• Bryce Benhart</li> <li>• Timmy Bleekrode (Furman)</li> <li>• Brian Buschini</li> <li>• Joshua Fleeks (Baylor)</li> <li>• Isaiah Garcia-Castaneda</li> <li>• Blaise Gunnerson</li> <li>• Nick Henrich</li> <li>• Billy Kemp IV (Virginia)</li> </ul> | <ul style="list-style-type: none"> <li>• Quinton Newsome</li> <li>• Marco Ortiz (Florida)</li> <li>• Luke Reimer</li> <li>• Ty Robinson</li> <li>• Phalen Sanford</li> <li>• Ben Scott (Arizona State)</li> <li>• Garrett Snodgrass</li> <li>• Javin Wright</li> </ul> |
|--|--|

The 10 players listed below were selected by their teammates to be worthy of having a single-digit number this season. In addition to the 10 players below, **Ethan Piper** was selected in the first round of team voting to earn a single-digit number, but NCAA rules prevent offensive linemen from wearing a single-digit number.

### NEBRASKA SINGLE-DIGIT JERSEY PLAYERS

- » No. 0 Nash Hutmacher, Defensive Line
- » No. 1 Billy Kemp IV, Wide Receiver
- » No. 2 Isaac Gifford, Defensive Back
- » No. 3 Nick Henrich, Linebacker
- » No. 4 Luke Reimer, Linebacker
- » No. 5 John Bullock, Linebacker
- » No. 6 Quinton Newsome, Defensive Back
- » No. 7 Jeff Sims, Quarterback
- » No. 8 DeShon Singleton, Defensive Back
- » No. 9 Ty Robinson, Defensive Line

## 16 PLAYING 2023 SEASON AS COLLEGE GRADUATES

Sixteen Huskers are playing this season as college graduates, including 11 players who earned their degrees from Nebraska and five players who joined the Husker program as graduate transfers. In addition to the 16 players who have already graduated, 13 Huskers are on track to earn their degrees in December of 2023.

### NEBRASKA FOOTBALL RECENT ACADEMIC HIGHLIGHTS

- » 16 college graduates on the 2023 roster
- » 3.184 team grade-point average in 2023 spring semester (highest in team history)
- » 92% NCAA Graduation Success Rate (highest in team history)
- » 59 Academic All-Big Ten selections in 2022
- » 161 honor roll selections in the 2022-23 fall and spring semesters

## HUSKERS FACING 10 POWER FIVE OPPONENTS

Nebraska opened the 2023 season with a Big Ten road game before three non-conference games. This marked the sixth straight year Nebraska has played its Big Ten opener away from Lincoln.


- Nebraska opened its season with a conference matchup (at Minnesota) for just the 16th time in school history, but for the fourth straight season.
- NU opened with back-to-back road games at Minnesota and Colorado. The Huskers began the season with consecutive road games for the first time since 1995, when second-ranked NU won at Oklahoma State (64-21) and Michigan State (50-10).
- Among the 69 Power Five schools, Nebraska and Stanford were the only teams that played consecutive road games to open the 2023 season.
- The Huskers' first home game against Northern Illinois on Sept. 16 was NU's latest home opener since 1981 (excluding 2020 Covid season).
- The Huskers have played two games against teams ranked at game time, including at No. 22 Colorado (Sept. 9) and No. 2 Michigan (Sept. 30).

## NEBRASKA AMONG TOP ALL-TIME PROGRAMS

Nebraska is playing its 134th football season this fall, and the Huskers have historically been one of the top programs in college football history.

- Nebraska ranks eighth in NCAA history with 917 wins and seventh with 53 all-time bowl game appearances.
- NU has won five national championships. The Huskers' four AP national titles (1970, 1971, 1994, 1995) are seventh all-time and NU's four coaches poll titles (1971, 1994, 1995, 1997) rank fourth.
- Nebraska's 46 conference titles rank second in NCAA history.
- Nebraska football has produced more Academic All-Americans (108) and NCAA Top 10 Award winners (9) than any other team in any sport in NCAA history.

## HOME OF THE HUSKERS



Memorial Stadium celebrates its 100th year in 2023. In the fall of 1922, a drive for \$430,000 in stadium construction funds was undertaken by faculty, students, alumni and friends of the University.

The stadium was named Memorial Stadium to honor all Nebraskans who served in the Civil and Spanish-American Wars; the 751 Nebraskans who died in World War I; the 3,839 in World War II; the 225 in Korea; the 422 in Vietnam; and those in Iraq.

Construction was completed in a few more than 90 working days and Memorial Stadium was dedicated on Oct. 20, 1923, at the Homecoming game in which Nebraska was held to a scoreless tie by Kansas.

The field at Memorial Stadium was named Tom Osborne Field - after the Huskers' legendary Hall-of-Fame coach - in 1998, one year after Osborne's retirement following 25 years and 255 victories as head coach.

## TOP 10 HOME CROWDS

RK.	DATE	OPPONENT	ATT.
1.	Sept. 20, 2014	Miami	91,585
2.	Sept. 14, 2013	UCLA	91,471
3.	Aug. 30, 2014	Fla. Atlantic	91,441
4.	Nov. 29, 2013	Iowa	91,260
5.	Sept. 27, 2014	Illinois	91,225
6.	Nov. 22, 2014	Minnesota	91,186
7.	Aug. 31, 2013	Wyoming	91,185
8.	Nov. 2, 2013	Northwestern	91,140
9.	Nov. 1, 2014	Purdue	91,107
10.	Oct. 25, 2014	Rutgers	91,088

## TOP 5 SEASON ATTENDANCE

RK.	YEAR	GAMES	TOTAL	AVG.
1.	2014	7	638,744	91,249
2.	2013	8	727,466	90,933
3.	2016	7	631,402	90,200
4.	2015	7	629,986	89,998
5.	2017	7	628,583	89,798

## LONGEST HOME WIN STREAKS

RK.	BEGAN	ENDED	WINS
1.	Oct. 19, 1991	Oct. 31, 1998	47
2.	Sept. 28, 1901	Oct. 20, 1906	33
3.	Nov. 27, 1998	Nov. 2, 2002	26
4.	Sept. 27, 1969	Nov. 23, 1972	23
5.	Oct. 3, 1981	Nov. 17, 1984	21

All streaks at Memorial Stadium, except for the 33-game streak from 1901 to 1906.

# 2023 NEBRASKA SEASON NOTEBOOK

## SCHEDULE NOTES

- Nebraska has played two opponents ranked at game time (No. 22 Colorado, Sept. 9; No. 2 Michigan Sept. 30).
- Nebraska plays a total of seven opponents who played in a bowl game in 2022.
- The Huskers opened the season with back-to-back road games at Minnesota (Aug. 31) and Colorado (Sept. 9). Nebraska began a season with consecutive road games for the first time since 1995. Nebraska and Stanford were the only two Power Five programs to open the season with back-to-back road games.
- The Huskers recognized the 100-year anniversary of Memorial Stadium against Northwestern on Oct. 21. The first game played in Memorial Stadium was a 24-0 shutout of Oklahoma on Oct. 13, 1923.

## COACHING STAFF NOTES

- **Matt Rhule** is in his first season at Nebraska in 2023. Rhule is in his 11th season as a head coach after previously leading programs at Temple (2013-16) and Baylor (2017-19) along with a stint as head coach of the NFL's Carolina Panthers (2020-22).
- In his last full season at the collegiate level in 2019, Rhule was named the Sporting News National Coach of the Year and the Big 12 Coach of the Year after leading Baylor to appearances in the Big 12 Championship Game and the Sugar Bowl.
- Rhule built winning programs at Temple and Baylor. After laying the foundation in his first two seasons at each stop, Rhule guided both the Owls and Bears to a school-record win total in his third season, when both teams also played in the conference championship game.
- Seven Husker assistants previously coached on a Rhule staff: **Marcus Satterfield** (offensive coordinator), **Ed Foley** (special teams coordinator), **E.J. Barthel** (running backs), **Evan Cooper** (secondary/defensive pass game coordinator), **Rob Dvoracek** (linebackers), **Terrance Knighton** (defensive line) and **Garret McGuire** (wide receivers).
- Three Husker assistants are serving on a Rhule staff for the first time: **Tony White** (defensive coordinator), **Josh Martin** (tight ends) and **Donovan Raiola** (offensive line).
- Eight of Nebraska's 11 full-time coaches have experience coaching in the National Football League.

## ROSTER NOTES

- Nebraska's roster features 137 players. A player's class reflects the fact that the 2020 season did not count as a year of eligibility.

## HUSKER ROSTER CLASS BREAKDOWN

CLASS	TOTAL	% OF ROSTER
Total Freshmen	60	44%
Freshmen	44	32%
Redshirt Freshmen	16	12%
Sophomores	41	30%
Juniors	26	19%
Seniors	10	7%

- The roster features 73 returning players and 64 newcomers. Nebraska returns a total of 14 starters and 36 letterwinners.
- NU added 20 transfers and 44 true freshmen since the end of the 2022 season. Among the 20 transfers are 15 FBS transfers, three junior college players and two Division II transfers.
- The Huskers added 14 transfers from Power Five programs, including: Florida (3), Georgia (3), Arizona State (1), Baylor (1), Georgia Tech (1), Notre Dame (1), Ole Miss (1), Texas A&M (1), Utah (1) and Virginia (1).
- The roster features players from 28 states and two foreign countries (Canada & Germany).
- Nebraska has had a letterwinner from 47 of the 50 states in its history, missing only Idaho, New Hampshire and Rhode Island.
- States with multiple players on the roster include: Nebraska (52), Texas (11), Georgia (9), Iowa (6), California (5), Florida (5), Arizona (4), New Jersey (4), Pennsylvania (4), Michigan (3), Minnesota (3), Missouri (3), South Dakota (3), Tennessee (3), Colorado (2), Illinois (2), Kansas (2), Louisiana (2), New York (2) and Virginia (2).
- The states of Alabama, Hawaii, Maryland, Mississippi, Montana, Oklahoma, Utah and Washington are each represented with one player on Nebraska's 2023 roster.
- The players wearing a single-digit jersey number (0-9) earned the right to wear that number through a team vote. Offensive lineman Ethan Piper was also selected to wear a single-digit number, but NCAA rules prohibited him from wearing a single-digit number.
- **Alex (WR)** and **John Bullock (LB)** were the first brothers to start the same game at Nebraska since 2019. They are the first brothers to start a game on the opposite side of the ball for the Huskers since 1987.

## ACADEMIC NOTES

- A total of 16 Huskers are playing the 2023 season as graduates, including players who earned their degree at another institution before transferring to Nebraska.

## HUSKERS WHO HAVE EARNED DEGREES

» Bryce Benhart	» Quinton Newsome
» Timmy Bleekrode	» Marco Ortiz
» Brian Buschini	» Luke Reimer
» Joshua Fleeks	» Ty Robinson
» Isaiah Garcia-Castaneda	» Phalen Sanford
» Blaise Gunnerson	» Ben Scott
» Nick Henrich	» Garrett Snodgrass
» Billy Kemp IV	» Javin Wright

**COACHING LEDGER**

<b>NEBRASKA (2023)</b>
• Head Coach
<b>CAROLINA PANTHERS (2020-22)</b>
• Head Coach
<b>BAYLOR (2017-2019)</b>
• Head Coach
<b>TEMPLE (2013-16)</b>
• Head Coach
<b>NEW YORK GIANTS (2012)</b>
• Assistant Coach (Assistant OL)
<b>TEMPLE (2006-11)</b>
• Offensive Coordinator (TE)/ Recruiting Coordinator (2011)
• Offensive Coordinator (QB) (2008-10)
• Assistant Coach (QB)/ Recruiting Coordinator (2007)
• Assistant Coach (DL) (2006)
<b>WESTERN CAROLINA (2002-05)</b>
• Assistant Head Coach (OL)/ Running Game Coordinator/ Special Teams (2005)
• Assistant Head Coach (Special Teams/LB) (2003-04)
• Assistant Coach (Special Teams/LB) (2002)
<b>UCLA (2001)</b>
• Assistant Coach (Assistant DL)
<b>BUFFALO (1999-2000)</b>
• Assistant Coach (DL) (2000)
• Assistant Coach (Assistant DL) (1999)
<b>ALBRIGHT [PA.] COLLEGE (1998)</b>
• Assistant Coach (LB)

**HEAD COACHING RECORDS**

YEAR	TEAM (ROLE)	RECORD
2013	Temple	2-10
2014	Temple	6-6
2015	Temple	10-4
2016	Temple	10-3
<b>4 SEASONS</b>		<b>28-23</b>
2017	Baylor	1-11
2018	Baylor	7-6
2019	Baylor	11-3
<b>3 SEASONS</b>		<b>19-20</b>
2020	Carolina Panthers	5-11
2021	Carolina Panthers	5-12
2022	Carolina Panthers	1-4
<b>2+ SEASONS</b>		<b>11-27</b>
2023	Nebraska	5-3
<b>1 SEASON</b>		<b>5-3</b>
<b>11 CAREER SEASONS</b>		<b>63-73</b>
<b>8 COLLEGE SEASONS</b>		<b>52-46</b>

**HEAD COACH MATT RHULE**



- 1ST SEASON AT NEBRASKA
- 8TH COLLEGIATE SEASON
- 11TH CAREER SEASON

**2019 NATIONAL COACH OF THE YEAR**

Matt Rhule has a proven track record as a program builder. In his first two collegiate head coaching jobs at Temple (2013-16) and Baylor (2017-19), Rhule led both the Owls and the Bears to their most victories in school history in just his third season. He also took both teams to the conference championship game in year three.

Rhule took Temple from two wins in his first season to a school-record 10 victories in both his third and fourth seasons with an appearance in the conference championship game both seasons. He then took Baylor from one win in his first season to a school-record 11 victories in his third season and an appearance in the Big 12 Championship Game and the Sugar Bowl.

Over his last five collegiate seasons before taking the Nebraska job (2015-19), Rhule won one conference title, three division titles and produced three seasons with double-digit wins.

**TAKING TEMPLE TO NEW HEIGHTS**

In his tenure at Temple from 2013 to 2016, Rhule took the Owls to new heights.

- In Rhule's second season in 2014, Temple posted the program's first win over an SEC team since 1938, its first win over a ranked opponent in 16 seasons and the program's largest margin of victory in nearly 50 years.
- Rhule won 10 games in both 2015 and 2016. He is responsible for two of the three 10-win seasons in Temple's 124-year history.
- He also took the Owls to back-to-back bowl games in 2015 and 2016, the first time Temple played in a bowl in consecutive seasons.
- In 2015, Rhule led Temple to the American Athletic Conference Championship Game, the first conference title game in program history.
- The next season, Rhule guided the Owls to their second conference title in program history and the first in nearly 40 years.
- Temple has spent a total of 16 weeks ranked in the 87-year history of the Associated Press top-25 poll. More than half of those top-25 rankings (9) came under Rhule in 2015 and 2016.

**AN ENCORE AT BAYLOR**

At Temple, Rhule led the Owls to their highest season win total in program history, their first conference championship game appearance and an impressive run in the national rankings. He produced an encore by repeating each of those same feats in three seasons at Baylor.

- Baylor finished with 11 losses in Rhule's first season in 2017 but two years later, he guided the Bears to 11 wins in 2019. Baylor became the first Power Five program to go from 11 losses to 11 wins in two or fewer seasons.
- Baylor won its final two games of the 2018 season and its first nine games of the 2019 campaign. The 11 straight victories marked the second-longest winning streak in school history, while Baylor's 9-0 start in 2019 was the best start in program history.
- In 2019, Rhule led Baylor to its most wins (11) in school history, the Bears advanced to their first Big 12 Championship Game and played in the Sugar Bowl for only the second time in program history.
- Baylor finished with a No. 13 ranking in 2019, the Bears' second-highest final ranking since 1951.

# ASSISTANT COACHING STAFF



**TONY WHITE**  
ASSOCIATE HEAD COACH /  
DEFENSIVE COORDINATOR

1ST YEAR

- 2022 Nominee for Broyles Award (Nation's Top Assistant Coach)
- Defensive Coordinator in the ACC, Big Ten & Pac-12
- Syracuse Ranked in the Top 30 in Total Defense in both 2021 & 2022



**ROB DVORACEK**  
ASSISTANT COACH - LINEBACKERS

1ST YEAR

- 6 of His 7 Seasons Have Been Spent at a Power Five Program or in the NFL
- Helped the Carolina Panthers Rank 2nd in the NFL in Total Defense in 2021
- Helped Lehigh Rank in the Top 20 in the FCS in Scoring Defense in 2019



**MARCUS SATTERFIELD**  
OFFENSIVE COORDINATOR

1ST YEAR

- 12th Season as an Offensive Coordinator, Plus 2 Seasons as a Head Coach
- In 2022, South Carolina Had the 4th-Highest Scoring Offense in Program History
- Tutored the All-Time Leading Passer at Both Temple & Chattanooga



**TERRANCE KNIGHTON**  
ASSISTANT COACH - DEFENSIVE LINE

1ST YEAR

- 2 Seasons of NFL Coaching Experience Following a 7-Year NFL Career
- Helped the Carolina Panthers Rank 2nd in the NFL in Total Defense in 2021
- Coached the Only 2 Defensive Linemen in Wagner History Who Went on to the NFL



**ED FOLEY**  
SPECIAL TEAMS COORDINATOR

1ST YEAR

- Experience as a Collegiate Head Coach, Offensive Coordinator, Special Teams Coordinator & NFL Assistant
- His Special Teams Have Ranked in the Top 25 in 4 of His Last 5 College Seasons
- 30 Blocked Kicks in 7 Seasons as a Collegiate Special Teams Coach



**JOSH MARTIN**  
ASSISTANT COACH - TIGHT ENDS

1ST YEAR

- Has Coached Tight Ends at Nebraska (2023), SMU (2018-21) & Arizona State (2015)
- Developed 2 Tight Ends into NFL Draft Picks in 4 Seasons at SMU
- Helped Kylen Granson Set an SMU Tight End Record with 14 Career Receiving TDs



**E.J. BARTHEL**  
ASSISTANT COACH - RUNNING BACKS

1ST YEAR

- Boasts Big Ten Experience at Nebraska, Penn State & Rutgers
- UConn ranked 33rd in Rushing in 2022 While Winning Its Most Games Since 2010
- William & Mary Had the Most Improved Rushing Offense in the FCS in 2019



**GARRET MCGUIRE**  
ASSISTANT COACH - WIDE RECEIVERS

1ST YEAR

- 1st College Coaching Job After 2 Seasons in the NFL to Begin His Coaching Career
- Helped Carolina's DJ Moore Rank 15th in the NFL in Touchdown Catches in 2022
- Son of Texas Tech Head Coach Joey McGuire



**EVAN COOPER**  
ASSISTANT COACH - SECONDARY  
DEFENSIVE PASS GAME COORDINATOR

1ST YEAR

- Experience at Miami, Baylor, Nebraska & as an NFL Assistant
- Carolina Ranked 2nd in the NFL in Total Defense & 4th in Pass Defense in 2021
- Helped Baylor Rank 5th in Interceptions in 2019 & 18th in Pass Efficiency Defense



**DONOVAN RAIOLA**  
ASSISTANT COACH - OFFENSIVE LINE

2ND YEAR

- Experience Coaching the Offensive Line at Nebraska, Notre Dame & in the NFL
- Has Coached at 2 of the 10 Winningest Programs in College Football History
- Helped the Chicago Bears Advance to the NFL Playoffs in 2 of His 4 Seasons



# THE LAST TIME AN INDIVIDUAL...

## OFFENSE

### 100 YARDS RUSHING

**Nebraska:** Heinrich Haarberg (157) and Anthony Grant (135), vs. Louisiana Tech (Sept. 23, 2023)

**Opponent:** Kaleb Johnson (109), at Iowa (Nov. 25, 2022)

### 200 YARDS RUSHING

**Nebraska:** Ameer Abdullah (225), vs. Rutgers (Oct. 25, 2014)

**Opponent:** Braelon Allen (228), at Wisconsin (Nov. 20, 2021)

### 300 YARDS RUSHING

**Nebraska:** Roy Helu Jr. (307), vs. Missouri (Oct. 30, 2010)

**Opponent:** Melvin Gordon (408), at Wisconsin (Nov. 15, 2014)

### 4 RUSHING TOUCHDOWNS

**Nebraska:** Ameer Abdullah (4), at Northwestern (Oct. 18, 2014)

**Opponent:** Melvin Gordon (4), at Wisconsin (Nov. 15, 2014)

### MORE THAN 4 RUSHING TOUCHDOWNS

**Nebraska:** Calvin Jones (6), at Kansas (Nov. 9, 1991)

**Opponent:** Chris Brown (6), at Colorado (Nov. 23, 2001)

### 300 YARDS PASSING

**Nebraska:** Casey Thompson (354), at Purdue (Oct. 15, 2022)

**Opponent:** Shedeur Sanders (393), at Colorado (Sept. 9, 2023)

### 400 YARDS PASSING

**Nebraska:** Tanner Lee, at Purdue (431), Oct. 28, 2017

**Opponent:** Kyle Vanstrease (409), Georgia Southern (Sept. 10, 2022)

### 500 YARDS PASSING

**Nebraska:** Joe Ganz (510), vs. Kansas State (Nov. 10, 2007)

**Opponent:** Tim Rattay (590), Louisiana Tech (Aug. 29, 1998)

### 30 COMPLETIONS

**Nebraska:** Tanner Lee (32), at Purdue (Oct. 28, 2017)

**Opponent:** Shedeur Sanders (31), at Colorado (Sept. 9, 2023)

### 40 COMPLETIONS

**Nebraska:** Never Happened

**Opponent:** Clayton Thorson (41), at Northwestern (Oct. 13, 2018)

### 4 PASSING TOUCHDOWNS

**Nebraska:** Ryker Fyfe (4), at Purdue (Oct. 31, 2015)

**Opponent:** Aidan O'Connell (4), at Purdue (Oct. 15, 2022)

### MORE THAN 4 PASSING TOUCHDOWNS

**Nebraska:** Joe Ganz (7), vs. Kansas St. (Nov. 10, 2007)

**Opponent:** J.T. Barrett (5), Ohio State, Oct. 14, 2017

### TD PASS BY A NON-QUARTERBACK

**Nebraska:** De'Mornay Pierson-El (WR), at Northwestern (Oct. 18, 2014)

**Opponent:** Brayden Willis (TE), vs. Oklahoma (Sept. 17, 2022)

### 10 RECEPTIONS

**Nebraska:** Trey Palmer (10), vs. Oklahoma (Sept. 17, 2022)

**Opponent:** Smoke Harris (10), vs. Louisiana Tech (Sept. 23, 2023)

### 100 RECEIVING YARDS

**Nebraska:** Trey Palmer (165), at Iowa (Nov. 25, 2022)

**Opponent:** Cyrus Allen (102), vs. Louisiana Tech (Sept. 23, 2023)

### 200 RECEIVING YARDS

**Nebraska:** Trey Palmer (237), at Purdue (Oct. 15, 2022)

**Opponent:** Jaxon Smith-Njigba (240), vs. Ohio State (Nov. 6, 2021)

### 3 RECEIVING TOUCHDOWNS

**Nebraska:** Brandon Kinnie (3), at Oklahoma State (Oct. 23, 2010)

**Opponent:** Dezmon Briscoe (3), at Kansas (Nov. 3, 2007)

### 500 TOTAL OFFENSE YARDS

**Nebraska:** Joe Ganz (521), at Colorado (Nov. 23, 2007)

**Opponent:** Tim Rattay (568), Louisiana Tech (Aug. 29, 1998)

## LONG OFFENSIVE PLAYS

### 60-69 YARD RUN

**Nebraska:** Trey Palmer (60), at Purdue (Oct. 15, 2022)

**Opponent:** Dillon Gabriel (61), vs. Oklahoma (Sept. 17, 2022)

### 70-79 YARD RUN

**Nebraska:** Josh Fleeks (74, TD), vs. Michigan (Sept. 30, 2023)

**Opponent:** Braelon Allen (71, TD), at Wisconsin (Nov. 20, 2021)

### 80-89 YARD RUN

**Nebraska:** Zavier Betts (83, TD), vs. Northwestern (Oct. 2, 2021)

**Opponent:** Jonathan Taylor (88, TD), at Wisconsin (Oct. 6, 2018)

### 90-99 YARD RUN

**Nebraska:** Taylor Martinez (92, TD), at UCLA (Sept. 8, 2012)

**Opponent:** Ell Roberson (91, TD), Kansas St. (Nov. 16, 2002)

### 60-69 YARD PASS

**Nebraska:** Thompson to Palmer (64), at Purdue (Oct. 15, 2022)

**Opponent:** Sullivan to Kirtz (66), vs. Northwestern (Oct. 21, 2023)

### 70-79 YARD PASS

**Nebraska:** Haarberg to Lloyd (73, TD), vs. Purdue (Oct. 28, 2023)

**Opponent:** Stroud to Smith-Njigba (75), vs. Ohio St. (Nov. 6, 2021)

### 80-89 YARD PASS

**Nebraska:** Thompson to Palmer (87, TD), at Iowa (Nov. 25, 2022)

**Opponent:** Plummer to Bell (89, TD), at Purdue (Dec. 5, 2020)

### 90-99 YARD PASS

**Nebraska:** Armstrong Jr. to Enunwa (99, TD), vs. Georgia (Jan. 1, 2014)

**Opponent:** Montez to Nixon (96, TD), at Colorado (Sept. 7, 2019)

## DEFENSE

### 15 TACKLES

**Nebraska:** Luke Reimer (15), vs. Northwestern (Aug. 27, 2022)

**Opponent:** Nicario Harper (17), at Illinois (Oct. 6, 2023)

### 20 TACKLES

**Nebraska:** Lee Kunz (23), at Oklahoma (Nov. 25, 1977)

**Opponent:** Ryan Greenhagen (31), Fordham (Sept. 4, 2021)\*

\*-opponent school record

### 3.0 OR MORE SACKS

**Nebraska:** Randy Gregory (3.0), at Michigan (Nov. 9, 2013)

**Opponent:** Mustaf Johnson (3.0), at Colorado (Sept. 7, 2019)

### 5 OR MORE TFLs

**Nebraska:** Cianté Evans (5), vs. Northwestern (Nov. 2, 2013)

**Opponent:** A.J. Epenesa (5), Iowa (Nov. 29, 2019)

### 5 PASS BREAKUPS

**Nebraska:** Dicaprio Bootle (5), at Michigan (Sept. 22, 2018)

**Opponent:** Never Happened

### 2 INTERCEPTIONS

**Nebraska:** Tommi Hill (2), vs. Purdue (Oct. 28, 2023)

**Opponent:** Tyler Nubin (2), at Minnesota (Aug. 31, 2023)

### MORE THAN 2 INTERCEPTIONS

**Nebraska:** Matt O'Hanlon (3), vs. Oklahoma (Nov. 7, 2009)

**Opponent:** Anthony Brown (3), at Purdue (Oct. 31, 2015)

### RETURNED AN INTERCEPTION FOR A TOUCHDOWN

**Nebraska:** Cam Taylor-Britt (38 yds), vs. Iowa (Nov. 29, 2019)

**Opponent:** Jalen Graham (45 yards), Purdue (Oct. 30, 2021)

### RETURNED A FUMBLE FOR A TOUCHDOWN

**Nebraska:** Deontai Williams (26 yards) vs. Penn State (Nov. 14, 2020)

**Opponent:** Kyrdran Jenkins (55 yards) vs. Purdue (Oct. 28, 2023)

## SPECIAL TEAMS

### PUNT RETURN TOUCHDOWN

**Nebraska:** JD Spielman (76 yds), vs. South Alabama (Aug. 31, 2019)  
**Opponent:** Jayden Reed (62 yards), at Michigan State (Sept. 25, 2021)

### KICKOFF RETURN TOUCHDOWN

**Nebraska:** JD Spielman (99 yds), vs. Arkansas St. (Sept. 2, 2017)  
**Opponent:** Stephen Bracey (91 yards), at Wisconsin (Nov. 20, 2021)

### BLOCKED PUNT

**Nebraska:** Blaise Gunnerson (1), at Illinois (Oct. 6, 2022)  
**Opponent:** Max Melton (1), vs. Rutgers (Oct. 7, 2022)

### BLOCKED PUNT RETURNED FOR TOUCHDOWN

**Nebraska:** Malcolm Hartzog (30 yards), vs. Indiana (Oct. 1, 2022)  
**Opponent:** Kyle Fisher (14 yds), vs. Iowa (Nov. 26, 2021)

## THE LAST TIME A TEAM...

### OFFENSE

#### 300 YARDS RUSHING

**Nebraska:** vs. Louisiana Tech, Sept. 23, 2023 (312)  
**Opponent:** vs. Oklahoma, Sept. 17, 2022 (312)

#### 400 YARDS RUSHING

**Nebraska:** vs. Northwestern, Oct. 2, 2021 (427)  
**Opponent:** at Minnesota, Nov. 11, 2017 (409)

#### 500 YARDS RUSHING

**Nebraska:** at Baylor, Oct. 13, 2001 (641)  
**Opponent:** at Wisconsin, Nov. 15, 2014 (581)

#### 300 YARDS PASSING

**Nebraska:** at Purdue, Oct. 15, 2022 (354)  
**Opponent:** at Colorado, Sept. 9, 2023 (396)

#### 400 YARDS PASSING

**Nebraska:** at Wisconsin, Oct. 6, 2018 (407)  
**Opponent:** vs. Georgia Southern, Sept. 10, 2022 (409)

#### 500 YARDS PASSING

**Nebraska:** vs. Kansas State, Nov. 10, 2007 (519)  
**Opponent:** Louisiana Tech, Aug. 29, 1998 (590)

#### 600 YARDS OF OFFENSE

**Nebraska:** vs. Northwestern, Oct. 2, 2021 (657)  
**Opponent:** at Purdue, Oct. 15, 2022 (606)

#### 700 YARDS OF OFFENSE

**Nebraska:** vs. Florida Atlantic, Aug. 30, 2014 (784 yards)  
**Opponent:** Never accomplished

#### 50 POINTS

**Nebraska:** vs. Northwestern, Oct. 2, 2021 (Nebraska won, 56-7)  
**Opponent:** Ohio State, Oct. 24, 2020 (Ohio State won 52-17)

#### 60 POINTS

**Nebraska:** vs. Idaho State, Sept. 22, 2012 (Nebraska won, 73-7)  
**Opponent:** at Ohio State, Nov. 5, 2016 (Ohio State won 62-3)

#### TWO 100-YARD RUSHERS

**Nebraska:** vs. Louisiana Tech, Sept. 23, 2023 (Haarberg, Grant)  
**Opponent:** Illinois, Nov. 21, 2020 (Epstein, Brown)

#### THREE 100-YARD RUSHERS

**Nebraska:** vs. Minnesota, Oct. 20, 2018 (Ozigbo, Martinez, Washington)  
**Opponent:** Wisconsin, Dec. 1, 2012 (Gordon, Ball, White)

#### TWO 100-YARD RECEIVERS

**Nebraska:** at Wisconsin, Nov. 20, 2021 (Allen, Toure)  
**Opponent:** Ohio State, Oct. 24, 2020 (Wilson, Olave)

### BLOCKED PUNT FOR A SAFETY

**Nebraska:** Marquel Dismuke (1) vs. Illinois (Nov. 10, 2018)  
**Opponent:** Keandre Jones (1), Ohio St. (Nov. 3, 2018)

### BLOCKED FIELD GOAL

**Nebraska:** Elijah Jeudy (1), vs. Purdue (Oct. 28, 2023)  
**Opponent:** Jalen McKie (1) & Antonio Jones-Davis (1), No. Ill. (Sept. 14, 2019)

### BLOCKED FG RETURNED FOR TOUCHDOWN

**Nebraska:** Quinton Newsome (68 yards), vs. Purdue (Oct. 28, 2023)  
**Opponent:** Never Happened

### DEFENSE

#### POSTED A SHUTOUT

**Nebraska:** vs. Arizona, Dec. 30, 2009 (33-0)  
**Opponent:** Arizona State, Sept. 21, 1996 (19-0)

#### RECORDED A DEFENSIVE SAFETY

**Nebraska:** vs. Arizona, Dec. 30, 2009 (33-0)  
**Opponent:** Minnesota, Oct. 16, 2021 (23-30)

#### 2 DEFENSIVE TOUCHDOWNS

**Nebraska:** vs. South Alabama, Aug. 31, 2019 (1 IR, 1 fumble return)  
**Opponent:** Northern Illinois, Sept. 16, 2017 (2 interception returns)

#### 4 INTERCEPTIONS

**Nebraska:** vs. Wyoming, Sept. 10, 2016 (5)  
**Opponent:** Purdue, Oct. 30, 2021 (4)

#### 15 TFLs

**Nebraska:** at Michigan, Nov. 9, 2013 (16)  
**Opponent:** vs. Oklahoma, Dec. 4, 2010 (17)

#### 7 OR MORE SACKS

**Nebraska:** vs. Northwestern, Oct. 21, 2023 (8)  
**Opponent:** at Michigan State, Sept. 25, 2021 (7)

#### 15 PASS BREAKUPS

**Nebraska:** Kansas, Oct. 2, 2004 (17)  
**Opponent:** Never Happened

## MISCELLANEOUS

### SAFETY OF ANY KIND

**Nebraska:** Blocked Punt vs. Illinois (Nov. 10, 2018)  
**Opponent:** Sack in End Zone by Minnesota (Oct. 16, 2021)

### WAS NOT PENALIZED

**Nebraska:** vs. Maine, Sept. 3, 2005  
**Opponent:** Michigan, Sept. 30, 2023

### OVERCAME A HALFTIME DEFICIT TO WIN

**Nebraska:** at Rutgers, Oct. 7, 2022 (trailed, 13-0, won 14-13)  
**Opponent:** Wisconsin, Nov. 9, 2022 (trailed, 7-0, won 15-14)

### WON WHEN TRAILING AFTER 3 QUARTERS

**Nebraska:** at Rutgers, Oct. 7, 2022 (trailed 13-7, won 14-13)  
**Opponent:** at Minnesota, Aug. 31, 2023 (trailed 10-3, won 13-10)

### OVERTIME GAME

at Michigan State, Sept. 25, 2021 (Michigan State won, 23-20)

### NEBRASKA OVERTIME WIN

at Iowa, Nov. 28, 2014 (Nebraska won 37-34)



**NUMERICAL ROSTER**
**2023 NEBRASKA FOOTBALL ROSTER**

NO.	NAME	POS.	NO.	NAME	POS.	HT.	WT.	YR.	HOMETOWN (HIGH SCHOOL/COLLEGE)
0	Nash Hutmacher	DL	30	Alvano, Tristan	PK	6-1	200	Fr.	Omaha, Neb. (Westside)
1	Billy Kemp IV	WR	83	Appleget, Jake	TE	6-4	235	RFr.	Lincoln, Neb. (Southeast)
2	Isaac Gifford	DB	42	Ballard, Cole	RB	5-11	185	Fr.	Elkhorn, Neb. (South)
3	Nick Henrich	LB	35	Barnes, D'Andre	DB	6-0	175	Fr.	Aurora, Colo. (Regis Jesuit)
4	Luke Reimer	LB	47	Becker, Caden	TE	6-4	235	RFr.	Omaha, Neb. (Skutt Catholic/Wyoming)
5	John Bullock	LB	40	Bell, Demitrius	WR	6-0	175	Fr.	Nashville, Tenn. (McGavock)
6	Quinton Newsome	DB	<b>54 ***</b>	<b>Benhart, Bryce</b>	<b>OL</b>	<b>6-9</b>	<b>315</b>	<b>Jr.</b>	<b>Lakeville, Minn. (Lakeville North)</b>
7	Jeff Sims	QB	96	Black, Leslie	DL	6-6	230	Fr.	Statesboro, Ga. (Statesboro)
8	DeShon Singleton	DB	<b>38 *</b>	<b>Bleekrode, Timmy</b>	<b>PK</b>	<b>5-8</b>	<b>190</b>	<b>Sr.</b>	<b>Atlanta, Ga. (Marist School/Furman)</b>
9	Ty Robinson	DL	<b>87 *</b>	<b>Boerkircher, Nate</b>	<b>TE</b>	<b>6-5</b>	<b>245</b>	<b>So.</b>	<b>Aurora, Neb. (Aurora)</b>
10	Jimari Butler	DL	16	Bonner, Janiran	FB	6-2	220	RFr.	Ellenwood, Ga. (Cedar Grove)
10	Heinrich Haarberg	QB	43	Booker III, Michael	LB	6-1	210	So.	Grand Prairie, Texas (South Grand Prairie)
11	Joshua Fleeks	WR	21	Bootle II, Dwight	DB	5-9	170	Fr.	Miami, Fla. (Palmetto)
11	Cameron Lenhardt	DL	73	Borchers, David	OL	6-2	305	Fr.	Eldridge, Iowa (North Scott)
12	Omar Brown	DB	14	Borders, Chief	DL	6-4	245	So.	Chicago, Ill. (Heard County [Ga./Florida])
12	Chubba Purdy	QB	53	Bower, Jacob	LB	6-0	195	Fr.	Rancho Santa Margarita, Calif. (Santa Margarita Catholic)
13	Malcolm Hartzog	DB	39	Branch, Derek	DB	5-11	185	So.	Lincoln, Neb. (Southeast)
13	Marcus Washington	WR	78	Brandl, Jacob	OL	6-3	280	Fr.	Omaha, Neb. (Creighton Prep)
14	Chief Borders	DL	26	Bretz, Koby	DB	6-2	215	So.	Omaha, Neb. (Westside)
14	Rahmir Johnson	RB	41	Brown, Elliott	WR	5-11	180	So.	Omaha, Neb. (Elkhorn South)
15	Malachi Coleman	WR	<b>12 *</b>	<b>Brown, Omar</b>	<b>DB</b>	<b>6-1</b>	<b>200</b>	<b>Sr.</b>	<b>Minneapolis, Minn. (North/Northern Iowa)</b>
15	Tamon Lynum	DB	88	Buckley, Ru'Quan	DL	6-5	295	So.	Wyoming, Mich. (Godwin Heights)
16	Janiran Bonner	FB	46	Buda, Grant	LB	6-0	220	So.	Lincoln, Neb. (Southwest)
16	Elijah Jeudy	DL	<b>24 **</b>	<b>Buford Jr., Marques</b>	<b>DB</b>	<b>5-11</b>	<b>190</b>	<b>Jr.</b>	<b>DeSoto, Texas (Trinity Christian/St. Thomas More [Conn.] Prep)</b>
17	Ty Hahn	WR	84	Bullock, Alex	WR	6-2	205	So.	Omaha, Neb. (Creighton Prep)
17	Jack Woche	QB	<b>5 **</b>	<b>Bullock, John</b>	<b>LB</b>	<b>6-0</b>	<b>220</b>	<b>Jr.</b>	<b>Omaha, Neb. (Creighton Prep)</b>
18	Brian Buschini	P	<b>18 *</b>	<b>Buschini, Brian</b>	<b>P</b>	<b>6-1</b>	<b>225</b>	<b>Jr.</b>	<b>Helena, Mont. (Capital/Montana)</b>
18	Princewill Umanmielen	LB	50	Bustard, Noah	LB	6-1	220	Fr.	Omaha, Neb. (Elkhorn South)
19	Jaylen Lloyd	WR	<b>10 *</b>	<b>Butler, Jimari</b>	<b>DL</b>	<b>6-4</b>	<b>245</b>	<b>So.</b>	<b>Mobile, Ala. (Murphy)</b>
19	Luke Longval	QB	55	Carroll-Jackson, Vincent	DL	6-5	270	Fr.	Harrisburg, Pa. (Central Dauphin East)
19	Kaine Williams	LB	25	Charles, Jeremiah	DB	6-0	160	Fr.	Arlington, Texas (Arlington Martin)
21	Dwight Bootle II	DB	36	Closman, Blake	DB	5-9	190	So.	Elkhorn, Neb. (Millard North)
21	Emmett Johnson	RB	15	Coleman, Malachi	WR	6-4	190	Fr.	Lincoln, Neb. (East)
22	Gabe Ervin Jr.	RB	23	Collier Jr., Corey	DB	6-1	190	So.	Miami, Fla. (Palmetto/Florida)
22	Ashton Hausmann	DB	53	Connealy, Conor	OL	6-3	330	Fr.	Elkhorn, Neb. (Mount Michael Benedictine)
23	Corey Collier Jr.	DB	<b>69 **</b>	<b>Corcoran, Turner</b>	<b>OL</b>	<b>6-6</b>	<b>310</b>	<b>Jr.</b>	<b>Lawrence, Kan. (Free State)</b>
23	Anthony Grant	RB	54	Demma, Korver	LB	6-2	220	Fr.	Gretna, Neb. (Gretna)
24	Marques Buford Jr.	DB	98	DePooter, Will	LS	6-0	195	Fr.	Omaha, Neb. (Westside)
24	Thomas Fidone II	TE	85	Doss, Jaidyn	WR	5-11	190	Fr.	Raymore, Mo. (Raymore-Peculiar)
25	Jeremiah Charles	DB	48	Echternach, Cayden	TE	6-3	230	Fr.	Bennington, Neb. (Bellevue West)
25	Kenneth Williams	RB	<b>22 *</b>	<b>Ervin Jr., Gabe</b>	<b>RB</b>	<b>6-0</b>	<b>220</b>	<b>So.</b>	<b>Buford, Ga. (Buford)</b>
26	Koby Bretz	DB	51	Evans-Jenkins, Justin	OL	6-1	315	RFr.	East Orange, N.J. (Irvington)
26	Roman Mangini	WR	24	Fidone II, Thomas	TE	6-6	250	So.	Council Bluffs, Iowa (Lewis Central)
28	Kwinten Ives	RB	29	Fields, Eric	LB	6-1	195	Fr.	Ardmore, Okla. (Ardmore)
28	Ethan Nation	DB	11	Fleeks, Joshua	WR	6-0	205	Sr.	Dallas, Texas (Cedar Hill/Baylor)
29	Eric Fields	LB	82	Garcia-Castaneda, Isaiah	WR	6-0	190	Jr.	Twentynine Palms, Calif. (Twentynine Palms/Saddleback College/New Mexico State)
29	Trevon Kinchen	RB	42	Gbayor, Mikai	LB	6-2	230	So.	Irvington, N.J. (Irvington)
30	Tristan Alvano	PK	<b>2 ***</b>	<b>Gifford, Isaac</b>	<b>DB</b>	<b>6-1</b>	<b>205</b>	<b>Jr.</b>	<b>Lincoln, Neb. (Southeast)</b>
30	Randolph Kpai	LB	58	Goldman, Mason	OL	6-5	260	Fr.	Gretna, Neb. (Gretna)
30	Javon Kinchen	DB	46	Goodwin, John	TE	6-3	245	Jr.	Lincoln, Neb. (Lincoln High)
31	Tommi Hill	DB	77	Gottula, Gunnar	OL	6-5	295	Fr.	Lincoln, Neb. (Southeast)
32	Barron Miles Jr.	WR	<b>23 *</b>	<b>Grant, Anthony</b>	<b>RB</b>	<b>5-11</b>	<b>205</b>	<b>Sr.</b>	<b>Buford, Ga. (Buford/Florida State/New Mexico Military Institute)</b>
32	Rahmir Stewart	DB	<b>97 *</b>	<b>Gunnerson, Blaise</b>	<b>DL</b>	<b>6-6</b>	<b>265</b>	<b>So.</b>	<b>Carroll, Iowa (Kuemper Catholic)</b>
33	Javin Wright	LB	10	Haarberg, Heinrich	QB	6-5	215	So.	Kearney, Neb. (Catholic)
33	Maurice Mazzucca	RB	<b>17 *</b>	<b>Hahn, Ty</b>	<b>WR</b>	<b>6-2</b>	<b>200</b>	<b>So.</b>	<b>Johnson, Neb. (Johnson-Brock)</b>
34	Barret Liebentritt	FB	<b>13 *</b>	<b>Hartzog, Malcolm</b>	<b>DB</b>	<b>5-9</b>	<b>175</b>	<b>So.</b>	<b>Silver Creek, Miss. (Jefferson Davis County)</b>
34	Garrett Snodgrass	LB	22	Hausmann, Ashton	DB	5-11	220	So.	Roca, Neb. (Norris)
35	D'Andre Barnes	DB	88	Hausmann, Cooper	WR	5-11	185	RFr.	Roca, Neb. (Norris)
35	Trevin Luben	RB	<b>3 ***</b>	<b>Henrich, Nick</b>	<b>LB</b>	<b>6-3</b>	<b>235</b>	<b>Jr.</b>	<b>Omaha, Neb. (Burke)</b>
36	Blake Closman	DB	80	Herbek, Jacob	DL	6-5	260	Jr.	Grand Island, Neb. (Central Catholic)
36	Taveon Thompson	WR	<b>31 *</b>	<b>Hill, Tommi</b>	<b>DB</b>	<b>6-0</b>	<b>195</b>	<b>Jr.</b>	<b>Orlando, Fla. (Edgewater/Arizona State)</b>
37	Phalen Sanford	DB	90	Hohl, Jacob	P	6-2	210	Jr.	Lincoln, Neb. (Southwest/Nebraska Wesleyan)
38	Timmy Bleekrode	PK	71	Hood, Jacob	OL	6-8	350	RFr.	Nashville, Tenn. (Hillsboro/Georgia)
38	Cooper Wilson	DB	<b>0 **</b>	<b>Hutmacher, Nash</b>	<b>DL</b>	<b>6-4</b>	<b>330</b>	<b>Jr.</b>	<b>Oacoma, S.D. (Chamberlain)</b>
39	Derek Branch	DB	28	Ives, Kwinten	RB	6-2	185	Fr.	Beverly, N.J. (Palmyra)
39	Gage Wager	P	16	Jeudy, Elijah	DL	6-3	280	So.	Philadelphia, Pa. (Northeast/Texas A&M)
40	Brice Turner	DB	21	Johnson, Emmett	RB	5-11	190	RFr.	Minneapolis, Minn. (Academy of Holy Angels)
40	Demitrius Bell	WR	<b>14 ****</b>	<b>Johnson, Rahmir</b>	<b>RB</b>	<b>5-10</b>	<b>185</b>	<b>Jr.</b>	<b>Harlem, New York City, N.Y. (Bergen Catholic [N.J.])</b>
			49	Jones, Mason	DB	5-11	185	Fr.	Omaha, Neb. (Burke)
			1	Kemp IV, Billy	WR	5-9	180	Sr.	Richmond, Va. (Highland Springs/Virginia)
			30	Kinchen, Javon	DB	5-11	180	Fr.	Miami, Fla. (Lovejoy, Ga.)
			29	Kinchen, Trevon	RB	5-11	215	Fr.	Miami, Fla. (Lovejoy, Ga.)
			45	Klover, Braden	FB	6-2	235	So.	Wymore, Neb. (Southern)
			75	Knaak, Tyler	OL	6-6	325	RFr.	Cottonwood Heights, Utah (Brighton/Utah)
			74	Knutson, Brock	OL	6-7	305	Fr.	Scottsbluff, Neb. (Scottsbluff)

30	Kpai, Randolph	LB	6-2	210
92	Lefotu, Sua	DL	6-3	300
11	Lenhardt, Cameron	DL	6-3	250
34	Liebentritt, Barret	FB	6-0	235
44	Lindenmeyer, Luke	TE	6-3	260
19	Lloyd, Jaylen	WR	5-10	160
19	Longval, Luke	QB	6-2	200
35	Luben, Trevin	RB	5-11	205
<b>59</b>	<b>* Lutovsky, Henry</b>	<b>OL</b>	<b>6-6</b>	<b>325</b>
15	Lynum, Tamon	DB	6-2	185
95	Maciejczak, Jason	DL	6-2	320
67	Mancino, Joey	OL	6-1	295
26	Mangini, Roman	WR	5-10	170
33	Mazzccua, Maurice	RB	5-8	175
70	Menning, Keegan	OL	6-5	330
32	Miles Jr., Barron	WR	5-10	175
28	Nation, Ethan	DB	5-10	160
<b>6</b>	<b>**** Newsome, Quinton</b>	<b>DB</b>	<b>6-1</b>	<b>185</b>
75	Noonan, Maverick	LB	6-4	235
<b>63</b>	<b>* Nouili, Nouredin</b>	<b>OL</b>	<b>6-4</b>	<b>315</b>
45	Ortiz, Marco	LS	6-4	245
95	Pankratz, Spencer	PK	6-2	205
61	Parrott, Dylan	OL	6-5	330
49	Pasko, Danny	LB	6-1	210
<b>57</b>	<b>*** Piper, Ethan</b>	<b>OL</b>	<b>6-3</b>	<b>305</b>
<b>65</b>	<b>* Prochazka, Teddy</b>	<b>OL</b>	<b>6-10</b>	<b>325</b>
<b>12</b>	<b>Purdy, Chubba</b>	<b>QB</b>	<b>6-2</b>	<b>210</b>
<b>4</b>	<b>**** Reimer, Luke</b>	<b>LB</b>	<b>6-1</b>	<b>225</b>
<b>9</b>	<b>*** Robinson, Ty</b>	<b>DL</b>	<b>6-6</b>	<b>310</b>
52	Rogers, Dylan	LB	6-3	235
<b>86</b>	<b>* Rollins, AJ</b>	<b>DL</b>	<b>6-5</b>	<b>245</b>
40	Ruth, Trevor	FB	6-0	235
44	Safeullah, Syncere	DB	6-2	175
<b>37</b>	<b>*** Sanford, Phalen</b>	<b>DB</b>	<b>5-11</b>	<b>195</b>
66	Scott, Ben	OL	6-5	305
79	Seagren, Grant	OL	6-6	260
48	Sherman, MJ	LB	6-3	250
7	Sims, Jeff	QB	6-4	220
<b>8</b>	<b>* Singleton, DeShon</b>	<b>DB</b>	<b>6-3</b>	<b>205</b>
62	Sledge, Sam	OL	6-3	285
81	Smith Flores, Ismael	TE	6-4	225
<b>34</b>	<b>** Snodgrass, Garrett</b>	<b>LB</b>	<b>6-3</b>	<b>230</b>
47	Stenger, Gage	LB	6-2	190
32	Stewart, Rahmir	DB	5-11	200
87	Tagaloa, Brodie	DL	6-4	260
<b>56</b>	<b>** Tagge, Grant</b>	<b>LB</b>	<b>6-1</b>	<b>205</b>
43	Ternus, Landon	FB	6-0	230
36	Thompson, Taveon	WR	6-3	205
40	Turner, Brice	DB	6-0	175
18	Umanmielen, Princewill	LB	6-4	240
94	Van Poppel, Riley	DL	6-5	275
39	Wager, Gage	P	5-10	185
93	Wallin, Kai	DL	6-5	250
<b>13</b>	<b>* Washington, Marcus</b>	<b>WR</b>	<b>6-2</b>	<b>190</b>
90	Williams, James	DL	6-5	235
25	Williams, Kenneth	RB	5-11	175
19	Williams, Kaine	LB	6-2	215
38	Wilson, Cooper	DB	6-3	190
96	Witucki, Camden	LS	6-2	225
17	Woche, Jack	QB	6-1	210
<b>33</b>	<b>* Wright, Javin</b>	<b>LB</b>	<b>6-5</b>	<b>215</b>

Lettermen in Bold; \*Indicates Letters Earned

## PRONUNCIATION GUIDE

Nate Boerkircher.....BORE-kurr-churr  
 Janiran Bonner.....juh-NIGH-run  
 Ru'Quan Buckley.....ROO-kwan  
 Marques Buford Jr. .... marr-KEESE  
 Brian Buschini.....boo-SHEEN-ee  
 Jimari Butler.....jih-MAR-ee  
 Malachi Coleman.....MAL-uh-kie  
 Corey Collier Jr. .... CALL-yer  
 Thomas Fidone II.....fuh-DOAN-ee  
 Isaiah Garcia-Castaneda .... CAST-uh-NAY-duh  
 Mikai Gbayor.....meh-KYE BAY-er  
 Gunnar Gottula.....guh-TOO-luh  
 Heinrich Haarberg.....HINE-rick HARR-burg  
 Ashton/Cooper Hausmann.....HOUSE-munn  
 Nick Henrich.....HEN-ritch  
 Jacob Hohl.....HOLE  
 Nash Hutmacher.....HUT-make-urr  
 Elijah Jeudy.....JUDY

Randolph Kpai .....kuh-PIE  
 Tyler Knaak.....kuh-NOCK  
 Sua Lefotu.....leh-FOE-too  
 Barret Liebentritt .....LEE-ben-tritt  
 Henry Lutovsky .....loo-TOV-skee  
 Tamon Lynum.....tuh-MAWN  
 Jason Maciejczak.....muh-CHAY-chock  
 Maurice Mazzccua .....muh-ZOO-kuh  
 Javier Morton.....ha-VEE-air  
 Nouredin Nouili.....NURR-ee new-WHEEL-ee  
 Teddy Prochazka.....pro-HAH-skuh  
 Luke Reimer.....RHYME-urr  
 Syncere Safeullah.....suh-FEE-uh-luh  
 DeShon Singleton.....dee-SHAWN  
 Gage Stenger.....STANG-er  
 Princewill Umanmielen ... OOH-mawn-me-ellen  
 Kai Wallin.....KYE  
 Jack Woche.....WAA-kee

## NUMERICAL ROSTER

40	Trevor Ruth	FB
41	Elliott Brown	WR
42	Cole Ballard	RB
42	Mikai Gbayor	LB
43	Michael Booker III	LB
43	Landon Ternus	FB
44	Luke Lindenmeyer	TE
44	Syncere Safeullah	DB
45	Braden Klover	FB
45	Marco Ortiz	LS
46	Grant Buda	LB
46	John Goodwin	TE
47	Caden Becker	TE
47	Gage Stenger	LB
48	Cayden Echternach	TE
48	MJ Sherman	LB
49	Mason Jones	DB
49	Danny Pasko	LB
50	Noah Bustard	LB
51	Justin Evans-Jenkins	OL
52	Dylan Rogers	LB
53	Jacob Bower	LB
53	Conor Connealy	OL
54	Bryce Benhart	OL
54	Korver Demma	LB
55	Vincent Carroll-Jackson	DL
56	Grant Tagge	LB
57	Ethan Piper	OL
58	Mason Goldman	OL
59	Henry Lutovsky	OL
61	Dylan Parrott	OL
62	Sam Sledge	OL
63	Nouredin Nouili	OL
65	Teddy Prochazka	OL
66	Ben Scott	OL
67	Joey Mancino	OL
69	Turner Corcoran	OL
70	Keegan Menning	OL
71	Jacob Hood	OL
73	David Borchers	OL
74	Brock Knutson	OL
75	Tyler Knaak	OL
75	Maverick Noonan	LB
77	Gunnar Gottula	OL
78	Jacob Brandl	OL
79	Grant Seagren	OL
80	Jacob Herbek	DL
81	Ismael Smith Flores	TE
82	Isaiah Garcia-Castaneda	WR
83	Jake Appleget	TE
84	Alex Bullock	WR
85	Jaidyn Doss	WR
86	AJ Rollins	DL
87	Nate Boerkircher	TE
87	Brodie Tagaloa	DL
88	Ru'Quan Buckley	DL
88	Cooper Hausmann	WR
90	Jacob Hohl	P
90	James Williams	DL
92	Sua Lefotu	DL
93	Kai Wallin	DL
94	Riley Van Poppel	DL
95	Jason Maciejczak	DL
95	Spencer Pankratz	PK
96	Leslie Black	DL
96	Camden Witucki	LS
97	Blaise Gunnerson	DL
98	Will DePooter	LS

### CAREER STARTS - OFFENSE

PLAYER	'18	'19	'20	'21	'22	'23	ALL
Benhart	-	0	8	10	11	8	37
Scott	-	0~	4~	13~	11~	7	35
Corcoran	-	-	1	11	12	7	31
Kemp IV	0+	2+	9+	10+	4+	2	27
Piper	-	0	7	3	8	7	27
Sims	-	-	10&	6&	7&	2	25
Washington	-	1@	0@	7@	10	3	21
Nouili	-	7!	0	7	0	7	21
Grant	0\$	0\$	-	-	12	2	14
Boerkircher	-	-	0	0	4	5	9
R. Johnson	-	0	0	7	0	1	8
G.-Castaneda	-	-	0^	7^	0	0	7
Prochazka	-	-	-	2	3	2	7
Haarberg	-	-	-	0	0	6	6
Fidone III	-	-	-	0	0	5	5
Ervin Jr.	-	-	-	2	0	2	4
A. Bullock	-	-	-	0	0	4	4
Lindenmeyer	-	-	-	-	0	4	4
Fleeks	1*	1*	0*	1*	0*	0	3
Purdy	-	-	1\$	0\$	2	0	3
Lutovsky	-	-	-	0	2	1	3
Bonner	-	-	-	-	0	3	3
E. Johnson	-	-	-	-	0	3	3
Coleman	-	-	-	-	-	2	2
Evans-Jenkins-	-	-	-	-	0	2	2
Mancino	-	-	-	0	0	1	1

~at Arizona State; +at Virginia; &at Georgia Tech;  
 @at Texas; !at Colorado State; \$at Florida State;  
 ^=^at New Mexico State; \*at Baylor;

### CAREER STARTS - DEFENSE

PLAYER	'19	'20	'21	'22	'23	ALL
Brown	15*	7*	7*	0	5	34
Reimer	0	5	12	10	6	33
Newsome	0	1	12	12	7	32
Robinson	0	7	4	12	7	30
Henrich	0	1	12	5	2	20
Gifford	-	0	0	10	8	18
Hartzog	-	-	-	8	8	16
Buford Jr.	-	-	0	11	0	11
Hutmacher	-	0	0	2	8	10
Hill	-	-	0^	5	4**	9
Bullock	0	0	0	0	8	8
Singleton	-	-	-	0	5	5
Gunnerson	-	0	0	0	4	4
Lenhardt	-	-	-	-	3	3
Gbayor	-	-	0	0	3	3
Sherman	-	-	0	0	3	3
Sanford	0	0	0	0	3	3
Butler	-	0	0	0	3	3
Umanmielen	-	-	-	-	1	1
Wright	0	0	0	1	0	1
Lynum	--	0	0	0	1	1

\*at FCS Northern Iowa; ^at Arizona State;

### CAREER STARTS - SPECIAL TEAMS

PLAYER	'19	'20	'21	'22	'23	ALL
Buschini	0#	2#	13#	12	8	35
Bleekrode	0*	7*	11*	12	0	30
Alvano	-	-	-	-	8	8

\*at Furman; #at Montana

### OFFENSIVE DEPTH CHART

LT	65	Teddy Prochazka	6-10	325	So.	Elkhorn, Neb.
	77	Gunnar Gottula	6-5	295	Fr.	Lincoln, Neb.
LG	51	Justin Evans-Jenkins	6-1	315	RFr.	East Orange, N.J.
	62	Sam Sledge	6-3	285	Fr.	Omaha, Neb.
C	66	Ben Scott	6-5	305	Jr.	Honolulu, Hawaii
	51	Justin Evans-Jenkins	6-1	315	RFr.	East Orange, N.J.
RG	59	Henry Lutovsky	6-6	325	So.	Crawfordsville, Iowa
	75	Tyler Knaak	6-6	325	RFr.	Cottonwood Heights, Utah
RT	54	Bryce Benhart	6-9	315	Jr.	Lakeville, Minn.
	71	Jacob Hood	6-8	350	RFr.	Nashville, Tenn.
TE	87	Nate Boerkircher	6-5	245	So.	Aurora, Neb. <b>-OR-</b>
	24	Thomas Fidone II	6-6	250	So.	Council Bluffs, Iowa
	44	Luke Lindenmeyer	6-3	260	RFr.	LaVista, Neb.
SLOT	85	Jaidyn Doss	5-11	190	Fr.	Raymore, Mo.
WR	84	Alex Bullock	6-2	205	So.	Omaha, Neb.
	19	Jaylen Lloyd	5-10	160	Fr.	Omaha, Neb.
WR	15	Malachi Coleman	6-4	190	Fr.	Lincoln, Neb.
	17	Ty Hahn	6-2	200	So.	Johnson, Neb.
QB	10	Heinrich Haarberg	6-5	215	So.	Kearney, Neb. <b>-OR-</b>
	7	Jeff Sims	6-4	220	Jr.	Jacksonville, Fla.
	12	Chubba Purdy	6-2	210	So.	Queen Creek, Ariz.
RB	21	Emmett Johnson	5-11	190	RFr.	Minneapolis, Minn. <b>-OR-</b>
	23	Anthony Grant	5-11	205	Sr.	Buford, Ga. <b>-OR-</b>
	11	Joshua Fleeks	6-0	205	Sr.	Dallas, Texas
FB	16	Janiran Bonner	6-2	220	RFr.	Ellenwood, Ga. <b>-OR-</b>
	34	Barret Liebenritt	6-0	235	So.	Omaha, Neb.

### DEFENSIVE DEPTH CHART

DE	9	Ty Robinson	6-6	310	Jr.	Gilbert, Arizona
	11	Cameron Lenhardt	6-3	250	Fr.	Staten Island, N.Y. <b>-OR-</b>
	14	Chief Borders	6-4	245	So.	Chicago, Ill.
DT	0	Nash Hutmacher	6-4	330	Jr.	Oacoma, S.D.
	88	Ru'Quan Buckley	6-5	295	So.	Wyoming, Mich. <b>-OR-</b>
	94	Riley Van Poppel	6-5	275	Fr.	Argyle, Texas
DE	10	Jimari Butler	6-4	245	So.	Mobile, Ala. <b>-OR-</b>
	97	Blaise Gunnerson	6-6	265	So.	Carroll, Iowa
LB	4	Luke Reimer	6-1	225	Sr.	Ashland, Kan. <b>-OR-</b>
	3	Nick Henrich	6-3	235	Jr.	Omaha, Neb.
	33	Javin Wright	6-5	215	Jr.	Chandler, Ariz.
LB	5	John Bullock	6-0	220	Jr.	Omaha, Neb.
	42	Mikai Gbayor	6-2	230	So.	Irvington, N.J.
JACK	48	MJ Sherman	6-3	250	Jr.	Baltimore, Md. <b>-OR-</b>
	18	Princewill Umanmielen	6-4	240	Fr.	Austin, Texas
CB	31	Tommi Hill	6-0	195	Jr.	Orlando, Fla.
	28	Ethan Nation	5-10	160	Fr.	Roswell, Ga.
ROV	2	Isaac Gifford	6-1	205	Jr.	Lincoln, Neb.
	35	D'Andre Barnes	6-0	175	Fr.	Aurora, Colo.
S	13	Malcolm Hartzog	5-9	175	So.	Silver Creek, Miss.
	12	Omar Brown	6-1	200	Sr.	Minneapolis, Minn.
S	37	Phalen Sanford	5-11	195	Sr.	Benkelman, Neb.
	26	Koby Bretz	6-2	215	So.	Omaha, Neb.
CB	6	Quinton Newsome	6-1	185	Sr.	Suwanee, Ga.
	15	Tamon Lynum	6-2	185	So.	Orlando, Fla.

### SPECIAL TEAMS DEPTH CHART

PK	30	Tristan Alvano	6-1	200	Fr.	Omaha, Neb. <b>-OR-</b>
	38	Timmy Bleekrode	5-8	190	Sr.	Atlanta, Ga.
P	18	Brian Buschini	6-1	225	Jr.	Helena, Mont.
	38	Timmy Bleekrode	5-8	190	Sr.	Atlanta, Ga.
KO	18	Brian Buschini	6-1	225	Jr.	Helena, Mont. <b>-OR-</b>
	30	Tristan Alvano	6-1	200	Fr.	Omaha, Neb.
H	18	Brian Buschini	6-1	225	Jr.	Helena, Mont.
	45	Marco Ortiz	6-4	245	Sr.	Richmond, Va.
LS	96	Camden Witucki	6-2	255	So.	Grand Blanc, Mich.
	31	Tommi Hill	6-0	195	Jr.	Orlando, Fla.
KR	84	Alex Bullock	6-2	205	So.	Omaha, Neb.
	21	Emmett Johnson	5-11	190	RFr.	Minneapolis, Minn.
PR	84	Alex Bullock	6-2	205	So.	Omaha, Neb.

# 2023 NEBRASKA GAME-BY-GAME STARTERS

## OFFENSIVE STARTING LINEUPS

OPPONENT	WR	WR	WR	TE	RT	RG	C	LG	LT	QB	RB	PK
Minnesota	Fidone*	Lindenmeyer*	Evans-Jenkins*	Boerkircher	Benhart	Nouili	Scott	Piper	Corcoran	Sims	Ervin	Alvano
Colorado	Fidone^	Washington	Bullock	Boerkircher	Benhart	Nouili	Scott	Piper	Corcoran	Sims	Ervin	Alvano
Northern Ill.	Kemp IV	Washington	Bullock	Bonner+	Benhart	Nouili	Scott	Piper	Corcoran	Haarberg	R. Johnson	Alvano
La. Tech	Hill	Coleman	Kemp	Fidone	Benhart	Nouili	Scott	Piper	Corcoran	Haarberg	Grant	Alvano
Michigan	Bonner+	Washington	Bullock	Lindenmeyer	Benhart	Nouili	Scott	Piper	Corcoran	Haarberg	Grant	Alvano
Illinois	Fidone*	Lindenmeyer*	Prochazka*	Boerkircher	Benhart	Nouili	Scott	Piper	Corcoran	Haarberg	E. Johnson	Alvano
Northwestern	Fidone^	Coleman	Bullock	Boerkircher	Benhart	Nouili	Scott	Piper	Corcoran	Haarberg	E. Johnson	Alvano
Purdue	Bonner+	Lindenmeyer*	Bullock	Boerkircher	Benhart	Lutovsky	Evans-Jenkins	Mancino	Prochazka	Haarberg	E. Johnson	Alvano
Michigan St.												
Maryland												
Wisconsin												
Iowa												

\*NU opened with 3 tight ends & 6 offensive linemen; ^NU opened with 2 tight ends; +NU opened with a fullback


## DEFENSIVE STARTING LINEUPS

OPPONENT	DE	DT	DE	LB	LB	JACK/LB	CB	ROV	S	S	CB	P
Minnesota	Gunnerson	Hutmacher	Robinson	Reimer	Bullock	Lenhardt*	Newsome	Gifford	Brown	Singleton	Hartzog	Buschini
Colorado	Gunnerson	Hutmacher	Lenhardt	Reimer	Bullock	Gbayor	Newsome	Gifford	Brown	Singleton	Hartzog	Buschini
Northern Ill.	Lenhardt	Hutmacher	Robinson	Reimer	Bullock	Gbayor	Newsome	Gifford	Brown	Singleton	Hartzog	Buschini
La. Tech	Gunnerson	Hutmacher	Robinson	Reimer	Bullock	Gbayor	Newsome	Gifford	Brown	Singleton	Hartzog	Buschini
Michigan	Gunnerson	Hutmacher	Robinson	Sherman	Bullock	Henrich	Newsome	Gifford	Hill	Singleton	Hartzog	Buschini
Illinois	Butler	Hutmacher	Robinson	Sherman	Bullock	Henrich	Newsome	Gifford	Hartzog	Sanford	Hill	Buschini
Northwestern	Butler	Hutmacher	Robinson	Reimer	Bullock	Sherman	Lynum	Gifford	Hartzog	Sanford	Hill	Buschini
Purdue	Butler	Hutmacher	Robinson	Reimer	Bullock	Umanmielen	Newsome	Gifford	Brown	Sanford	Hartzog	Buschini
Michigan St.												
Maryland												
Wisconsin												
Iowa												

\*Nebraska opened with 4 defensive linemen

## 2023 NEBRASKA PLAYER PARTICIPATION

PLAYER, POS.	GP	GS	PLAYER, POS.	GP	GS	PLAYER, POS.	GP	GS
Tristan Alvano, PK	8	8	Anthony Grant, RB	7	2	Barron Miles Jr., WR	1	0
Jake Appleget, TE	3	0	Blaise Gunnerson, DL	8	4	Javier Morton, DB	2	0
Bryce Benhart, OL	8	8	Heinrich Haarberg, QB	8	6	Ethan Nation, DB	3	0
Timmy Bleekrode, PK	2	0	Ty Hahn, WR	8	0	Quinton Newsome, DB	8	7
Nate Boerkircher, TE	8	5	Malcolm Hartzog, DB	8	8	Noure Nouili, OL	7	7
Janiran Bonner, FB	8	3	Ashton Hausmann, DB	8	0	Marco Ortiz, LS	8	0
Michael Booker III, LB	4	0	Cooper Hausmann, WR	1	0	Dylan Parrott, OL	1	0
Chief Borders, DL	8	0	Nick Henrich, LB	7	2	Ethan Piper, OL	7	7
Dwight Bootle II, DB	3	0	Jacob Herbek, DL	5	0	Teddy Prochazka, OL	6	2
Derek Branch, DB	1	0	Tommi Hill, DB/WR	8	4	Chubba Purdy, QB	3	0
Koby Bretz, DB	7	0	Jacob Hood, OL	1	0	Luke Reimer, LB	6	6
Elliott Brown, WR	2	0	Nash Hutmacher, DL	8	8	Ty Robinson, DL	8	7
Omar Brown, DB	8	5	Kwinten Ives, RB	1	0	AJ Rollins, DL	3	0
Ru'Quan Buckley, DL	7	0	Elijah Jeudy, DL	8	0	Phalen Sanford, DB	8	3
Alex Bullock, WR	8	5	Emmett Johnson, RB	8	3	Ben Scott, OL	8	7
John Bullock, LB	8	8	Rahmir Johnson, RB	3	1	MJ Sherman, LB	8	3
Brian Buschini, P	8	8	Billy Kemp IV, WR	7	2	Jeff Sims, QB	4	2
Jimari Butler, DL	7	3	Braden Klover, FB	1	0	DeShon Singleton, DB	5	5
Blake Closman, DB	2	0	Tyler Knaak, OL	5	0	Garrett Snodgrass, LB	8	0
Malachi Coleman, WR	7	2	Sua Lefotu, DL	2	0	Rahmir Stewart, DB	1	0
Corey Collier Jr., DB	4	0	Cameron Lenhardt, DL	6	3	Grant Tagge, LB	8	0
Turner Corcoran, OL	7	7	Barret Liebentritt, FB	6	0	Taveon Thompson, WR	3	0
Jaidyn Doss, WR	3	0	Luke Lindenmeyer, TE	8	4	Princewill Umanmielen, LB	8	1
Gabe Ervin Jr., RB	3	2	Jaylen Lloyd, WR	6	0	Riley Van Poppel, DL	7	0
Justin Evans-Jenkins, OL	8	2	Trevin Luben, RB	2	0	Kai Wallin, DL	4	0
Joshua Fleeks, RB/WR	6	0	Henry Lutovsky, OL	7	1	Marcus Washington, WR	6	3
Thomas Fidone II, TE	8	5	Tamon Lynum, DB	8	1	James Williams, DL	2	0
Isaiah Garcia-Castaneda, WR	1	0	Joey Mancino, OL	2	1	Kaine Williams, LB	4	0
Mikai Gbayor, LB	8	3	Roman Mangini, WR	1	0	Javin Wright, LB	8	0
Isaac Gifford, DB	8	8	Maurice Mazzucca, RB	1	0			
John Goodwin, TE	2	0	Keegan Menning, OL	1	0			



**TRISTAN ALVANO #30**

6-1 | 200 | FR. | PK  
OMAHA, NEB.

**NEBRASKA RECORD**

- Longest Field Goal by a Freshman: 55 yards

**CAREER NOTES**

- Set Nebraska all-class records for field goals in a game (5 in 2022 state championship game) and in a season (16 in 2022)
- Made 27 field goals in his career, a Nebraska Class A state record
- Made five field goals in the 2022 state final, including a game-winning walk-off 50-yarder

**SEASON HIGHLIGHTS**

- Has started every game at place-kicker
- Connected on a 27-yard field goal at Minnesota
- Also kicked off twice, both of which resulted in Minnesota starting drives inside the 20-yard line
- Made two PATs at Colorado and had a touchback
- Made all five PATs against Northern Illinois and had one touchback on three kickoffs
- Was 4-of-4 on extra points and had two touchbacks on four kickoffs vs. Louisiana Tech
- Made one extra point and had one touchback against No. 2 Michigan
- Made a career-high two field goals at Illinois while scoring a career-high eight points
- Made a 47-yard field goal vs. Northwestern
- Hit a 55-yard field goal vs. Purdue, tied for the 2nd-longest field in goal school history and the longest by a freshman

**GAME-BY-GAME**

OPPONENT	XP-ATT	FG-ATT	LG	BK	PTS
@ Minnesota	1-1	1-1	27	0	4
@ Colorado	2-2	0-1	-	0	2
Northern Illinois	5-5	0-0	-	0	5
Louisiana Tech	4-4	0-1	-	0	4
Michigan	1-1	0-1	-	0	1
@ Illinois	2-2	2-3	32	0	8
Northwestern	1-1	2-2	47	0	5
Purdue	1-1	4-4	55	0	7
@ Michigan St.					
Maryland					
@ Wisconsin					
Iowa					

**CAREER STATS**

YEAR	G/S	PAT	FG	PCT.	PTS	LG
2023	8/8	21-21	5-9	55.6	26	55

KICKOFFS: 20 att., 9 touchbacks

**CAREER HIGHS**

Field Goal Attempts	3 at Illinois (2023)
Field Goals Made	2 at Illinois (2023)
Long Field Goal	55 vs. Purdue (2023)
Points	8 at Illinois (2023)
PATs	5 vs. Northern Illinois (2023)



**BRYCE BENHART #54**

6-9 | 315 | JR. | OL  
LAKEVILLE, MINN.

**CAREER HONORS**

- Big Ten Distinguished Scholar (2022)
- 3-Time Academic All-Big Ten
- 8-Time Nebraska Scholar-Athlete Honor Roll

**2023 WATCH LIST**

- Senior Bowl

**PERSONAL NOTES**

- Earned his degree in criminal justice

**CAREER NOTES**

- Was the 12th true freshman offensive lineman to play in a game in Nebraska history
- Has made 37 career starts at right tackle, the third-most starts at right tackle in program history

**SEASON HIGHLIGHTS**

- Has started every game at right tackle
- Made his 30th career start at right tackle at Minnesota, the fourth Husker to start 30 games at right tackle

**CAREER STATS**

- **Games:** 43  
(3 in 2019; 8 in 2020; 12 in 2021; 12 in 2022, 8 in 2023)
- **Starts:** 37  
(8 in 2020; 10 in 2021; 11 in 2022; 8 in 2023)

**STARTS BY A HUSKER RIGHT TACKLE**

RK.	PLAYER (YEARS)	STARTS
1.	Dan Vili Waldrop	39
2.	Eric Anderson	38
3.	Zach Wiegert	37
	<b>Bryce Benhart</b>	<b>37</b>



**TIMMY BLEEKRODE #38**

5-8 | 190 | SR. | PK  
ATLANTA, GA.

**CAREER HONORS (2019-21: FCS FURMAN)**

- 2-Time Second-Team All-Southern Conference
- Southern Conference Special Teams Player of the Week (2020)
- 2-Time Southern Conf. Academic Honor Roll

**PERSONAL NOTES**

- Earned his bachelor's degree from Furman and is on track to earn his MBA from NU in December

**CAREER NOTES**

- Graduate transfer from FCS Furman (2018-21) in his second season at Nebraska
- Earned his degree in business administration
- Was the Palladins' starting place-kicker in each of his final two seasons (2020 & 2021)
- Was also Furman's starting punter in 2020 and 2021, averaging 42.9 yards on 91 career punts

**SEASON HIGHLIGHTS**

- Ran a fake field goal as the holder against Louisiana Tech and had a 10-yard rush on 4th & 4 to keep a touchdown drive alive
- Had a touchback on one kickoff vs. Purdue

**GAME-BY-GAME**

OPPONENT	XP-ATT	FG-ATT	LG	BK	PTS
@ Minnesota	-	-	-	-	-
@ Colorado	-	-	-	-	-
Northern Illinois	-	-	-	-	-
Louisiana Tech	0-0	0-0	-	-	0
Michigan	-	-	-	-	-
@ Illinois	-	-	-	-	-
Northwestern	-	-	-	-	-
Purdue	0-0	0-0	-	-	0
@ Michigan St.					
Maryland					
@ Wisconsin					
Iowa					

**CAREER KICKING STATS**

YEAR	G/S	PAT	FG	PCT.	PTS	LG
2018						Redshirt
2019*^	3/0	1/1	0/0	0.0	1	-
2020^	7/7	16/18	6/7	85.7	34	47
2021^	11/11	30/32	15/18	83.3	75	51
2022	12/12	34/35	9/12	75.0	61	46
2023	2/0	0/0	0/0	0.0	0	-
<b>TOTAL</b>	<b>35/30</b>	<b>81/86</b>	<b>30/37</b>	<b>81.1</b>	<b>171</b>	<b>51</b>

\*Redshirt season; ^at FCS Furman

Note: 2020 season played in the spring of 2021

KICKOFFS: 93 att., 36 touchbacks

PUNTS: 91 att., 42.3 avg, long of 69 yds

RUSHING: 1 att., 10 yds, 0 TDs

**CAREER HIGHS**

Field Goal Attempts	4 twice*
Field Goals Made	4 at Tennessee Tech (2021)*
Long Field Goal	51 at Tennessee Tech (2021)*
Points	14 twice*
PATs	6 four times

\*at FCS Furman



**NATE BOERKIRCHER #87**

6-5 | 245 | SO. | TE  
AURORA, NEB.

**CAREER HONORS**

- 2-Time Academic All-Big Ten
- 5-Time Nebraska Scholar-Athlete Honor Roll

**CAREER NOTES**

- Former walk-on who was placed on scholarship in the spring of 2023

**SEASON HIGHLIGHTS**

- Has played in every game with five starts
- Had a four-yard catch at Minnesota
- Made two receptions at Colorado for a career-high 33 yards
- Had a seven-yard catch against No. 2 Michigan
- Started against Northwestern and had a seven-yard reception
- Started against Purdue but did not have a catch

**GAME-BY-GAME**

OPPONENT	REC.	YDS	TD	LONG
@ Minnesota	1	4	0	4
@ Colorado	2	33	0	17
Northern Illinois	0	0	0	-
Louisiana Tech	0	0	0	-
Michigan	1	7	0	7
@ Illinois	0	0	0	-
Northwestern	1	7	0	7
Purdue	0	0	0	-
@ Michigan St.				
Maryland				
@ Wisconsin				
Iowa				

**CAREER RECEIVING STATS**

YEAR	G/S	REC.	YDS	Y/R	Y/G	TD
2020		Did Not Play				
2021*	3/0	2	14	7.0	4.7	0
2022	12/4	6	52	8.7	4.3	1
2023	8/5	5	51	10.2	6.4	0
<b>TOTAL</b>	<b>23/9</b>	<b>13</b>	<b>117</b>	<b>9.0</b>	<b>5.3</b>	<b>1</b>

\*Redshirt season

**CAREER HIGHS**

<b>Receptions</b>	2 twice
<b>Receiving Yards</b>	33 at Colorado (2023)
<b>Receiving Touchdowns</b>	1 vs. No. Dakota (2022)
<b>Long Reception</b>	19 vs. North Dakota [TD] (2022)



**JANIRAN BONNER #16**

6-2 | 220 | R-FR. | FB  
ELLENWOOD, GA.

**CAREER HONORS**

- Nebraska Scholar-Athlete Honor Roll (Fall 2022)

**CAREER NOTES**

- Switched from tight end to fullback during the 2023 spring season

**SEASON HIGHLIGHTS**

- Has played in every game with three starts
- Was targeted on one pass at Colorado
- Made his first career start vs. Northern Illinois
- Started against No. 2 Michigan and had two carries for five yards, the first carries of his career
- Had a five-yard reception at Illinois
- Started against Purdue and had a 2-yard carry

**GAME-BY-GAME**

OPPONENT	ATT.	YDS	TD	LONG
@ Minnesota	0	0	0	-
@ Colorado	0	0	0	-
Northern Illinois	0	0	0	-
Louisiana Tech	0	0	0	-
Michigan	2	5	0	3
@ Illinois	0	0	0	-
Northwestern	0	0	0	-
Purdue	1	2	0	2
@ Michigan St.				
Maryland				
@ Wisconsin				
Iowa				

**CAREER RUSHING STATS**

YEAR	G/S	ATT.	NET	Y/A	Y/G	TD
2022		Redshirt				
2023	8/3	3	7	2.3	0.9	0
<b>TOTAL</b>	<b>8/3</b>	<b>3</b>	<b>7</b>	<b>2.3</b>	<b>0.9</b>	<b>0</b>

\*Redshirt season

RECEIVING: 1 rec., 5 yds, 0 TDs

**CAREER HIGHS**

<b>Rushes</b>	2 vs. Michigan (2023)
<b>Rushing Yards</b>	5 vs. Michigan (2023)
<b>Rushing Touchdowns</b>	none
<b>Long Rush</b>	3 vs. Michigan (2023)



**CHIEF BORDERS #14**

6-4 | 245 | SO. | DL  
CHICAGO, ILL.

**CAREER HONORS**

- Nebraska Scholar-Athlete Honor Roll (Spring 2023)

**CAREER NOTES**

- First-year transfer from Florida
- Played in 16 games and had two tackles as primarily a special teams player in his two seasons as a Gator (2021-22)

**SEASON HIGHLIGHTS**

- Has played in every game and totaled a career-high nine tackles
- Made his Husker debut at Minnesota
- Recorded his first two tackles as a Husker against Northern Illinois
- Had one solo tackle vs. Louisiana Tech
- Made a career-high three tackles against No. 2 Michigan
- Totaled two tackles with his first career TFL and first career pass breakup at Illinois
- Made one tackle against Purdue

**GAME-BY-GAME**

OPPONENT	UT-AT-TT	TFL-YD	SACK-YD
@ Minnesota	0-0-0	0.0-0	0.0-0
@ Colorado	0-0-0	0.0-0	0.0-0
Northern Illinois	1-1-2	0.0-0	0.0-0
Louisiana Tech	1-0-1	0.0-0	0.0-0
Michigan	0-3-3	0.0-0	0.0-0
@ Illinois	0-2-2	0.5-0	0.0-0
Northwestern	0-0-0	0.0-0	0.0-0
Purdue	1-0-1	0.0-0	0.0-0
@ Michigan St.			
Maryland			
@ Wisconsin			
Iowa			

**CAREER TACKLE STATS**

YEAR	G/S	UT	AT	TT	TFL-YD	SCK-YD
2021*^	4/0	1	0	1	0.0-0	0.0-0
2022*	12/0	0	2	2	0.0-0	0.0-0
2023	8/0	3	6	9	0.5-0	0.0-0
<b>TOTAL</b>	<b>24/0</b>	<b>4</b>	<b>8</b>	<b>12</b>	<b>0.5-0</b>	<b>0.0-0</b>

\*at Florida; ^Redshirt season

**CAREER MISCELLANEOUS STATS**

YEAR	FF	FR	PBU	INT	QBH	BLK
2021	0	0	0	0	0	0
2022	0	0	0	0	0	0
2023	0	0	1	0	0	0
<b>TOTAL</b>	<b>0</b>	<b>0</b>	<b>1</b>	<b>0</b>	<b>0</b>	<b>0</b>

\*at Florida; ^Redshirt season

**CAREER HIGHS**

<b>Tackles</b>	3 vs. Michigan (2023)
<b>TFLs</b>	0.5 at Illinois (2023)
<b>Sacks</b>	none
<b>Breakups</b>	1 at Illinois (2023)

\*at Florida



**OMAR BROWN** #12

6-1 | 200 | SR. | DB  
MINNEAPOLIS, MINN.

**CAREER HONORS (2019-21: FCS UNI)**

- First-Team FCS All-American (2019, Phil Steele)
- Third-Team FCS All-American (2019, AP)
- FCS Defensive Freshman of the Year (2019)
- FCS All-America Sophomore Team (2021)
- First-Team All-Missouri Valley [MVFC] (2019)
- 2-Time Honorable-Mention All-MVFC
- FCS Defensive Player of the Week (2019)
- MVFC Defensive Player of the Week (2019)
- MVFC Freshman of the Week (2019)
- Nebraska Scholar-Athlete Honor Roll (Spring 2022)

**CAREER NOTES**

- Spent three seasons at FCS Northern Iowa (2019-21) and is in his second season at NU
- Started 29 games at UNI, totaling 140 tackles, 9.0 TFLs, 13 breakups and eight interceptions

**CAREER SUPERLATIVES**

- Double-Digit Tackle Games: 1 (at UNI)

**ACTIVE FBS CAREER RANKINGS**

- Interceptions: 7th (9)\*  
\*includes stats from FCS Northern Iowa

**SEASON HIGHLIGHTS**

- Has played in every game with five starts and ranks 3rd on the team with 38 tackles
- Made his first start as a Husker and 30th career start at Minnesota
- Tied for the team lead with seven tackles and intercepted his first pass as a Husker
- His seven tackles in the opener were two more than he made in 12 games in 2022
- Recorded five solo tackles at Colorado with his first TFL as a Husker and a pass breakup
- Made two tackles against Northern Illinois
- Recorded eight tackles - his highest total as a Husker - against Louisiana Tech with a forced fumble
- Had seven tackles with a half tackle for loss against No. 2 Michigan
- Totaled three tackles against Illinois
- Recorded two tackles vs. Northwestern
- Started against Purdue and had four tackles with a career-high 1.5 TFLs

**GAME-BY-GAME**

OPPONENT	UT-AT-TT	TFL-YD	PBU	INT
@ Minnesota	5-2-7	0.0-0	0	1
@ Colorado	5-0-5	1.0-1	1	0
Northern Illinois	1-1-2	0.0-0	0	0
Louisiana Tech	7-1-8	0.0-0	0	0
Michigan	4-3-7	0.5-2	0	0
@ Illinois	1-2-3	0.0-0	0	0
Northwestern	1-1-2	0.0-0	0	0
Purdue	3-1-4	1.5-4	0	0
@ Michigan St.				
Maryland				
@ Wisconsin				
Iowa				

**CAREER TACKLE STATS**

YEAR	G/S	UT	AT	TT	TFL-YD	SCK-YD
2019*	15/15	46	31	77	4.0-11	0.0-0
2020*	7/7	19	11	30	2.0-7	0.0-0
2021*	7/7	24	9	33	3.0-7	0.0-0
2022	12/0	1	4	5	0.0-0	0.0-0
2023	8/5	27	11	38	3.0-7	0.0-0
<b>TOTAL</b>	<b>49/34</b>	<b>117</b>	<b>66</b>	<b>183</b>	<b>12.0-32</b>	<b>0.0-0</b>

\*at FCS Northern Iowa  
Note: 2020 season played in the spring of 2021

**CAREER MISCELLANEOUS STATS**

YEAR	FF	FR	PBU	INT	QBH	BLK
2019*	0	3	5	6	0	0
2020*	0	0	5	1	0	1
2021*	1	0	3	1	0	0
2022	0	0	0	0	0	0
2023	1	0	1	1	0	0
<b>TOTAL</b>	<b>2</b>	<b>3</b>	<b>14</b>	<b>9</b>	<b>0</b>	<b>1</b>

\*at FCS Northern Iowa

**CAREER HIGHS**

<b>Tackles</b>	11 at Iowa State (2019)*
<b>TFLs</b>	1.5 vs. Purdue (2023)
<b>Sacks</b>	none
<b>Breakups</b>	3 at Western Illinois (2020)*
<b>Interceptions</b>	2 at Illinois State (2019)*
<b>Blocked Field Goal</b>	1 at Western Illinois (2020)*

\*at FCS Northern Iowa



**ALEX BULLOCK** #84

6-2 | 205 | SO. | WR  
OMAHA, NEB.

**CAREER HONORS**

- Academic All-Big Ten (2022)
- 3-Time Nebraska Scholar-Athlete Honor Roll

**CAREER NOTES**

- Former walk-on who was placed on scholarship during fall camp

**PERSONAL NOTES**

- His brother John is a Husker linebacker who also went from walk-on to scholarship player and the duo are the first brothers to start a game on different sides of the ball (1 on offense, 1 on defense) for Nebraska since 1987

**SEASON HIGHLIGHTS**

- Has played in every game with five starts
- Led NU with three catches for 56 yards at Minnesota, including a 34-yard touchdown
- Made his first career start at Colorado
- Started and had a 33-yard catch vs. Northern Illinois
- Caught a 14-yard pass against Louisiana Tech and had a 22-yard kickoff return
- Had two catches for 16 yards at Illinois, including a reception on a 4th-and-5 play that kept alive a Husker touchdown drive
- Caught a 15-yard pass against Northwestern

**GAME-BY-GAME**

OPPONENT	REC.	YDS	TD	LONG
@ Minnesota	3	56	1	34
@ Colorado	0	0	0	-
Northern Illinois	1	33	0	33
Louisiana Tech	1	14	0	14
Michigan	0	0	0	-
@ Illinois	2	16	0	10
Northwestern	1	15	0	15
Purdue	0	0	0	-
@ Michigan St.				
Maryland				
@ Wisconsin				
Iowa				

**CAREER RECEIVING STATS**

YEAR	G/S	REC.	YDS	Y/R	Y/G	TD
2021						
2022	2/0	0	0	0.0	0.0	0
2023	8/5	8	134	16.8	16.8	1
<b>TOTAL</b>	<b>10/5</b>	<b>8</b>	<b>134</b>	<b>16.8</b>	<b>13.4</b>	<b>1</b>

**KICK RETURNS:** 1 ret., 22 yds, 0 TDs  
**PUNT RETURNS:** 2 ret., 0 yds, 0 TDs

**CAREER HIGHS**

<b>Receptions</b>	3 at Minnesota (2023)
<b>Receiving Yards</b>	56 at Minnesota (2023)
<b>Receiving Touchdowns</b>	1 at Minnesota (2023)
<b>Long Reception</b>	34 at Minnesota [TD] (2023)



**JOHN  
BULLOCK**

**#5**

**6-0 | 220 | JR. | LB  
OMAHA, NEB.**

**CAREER HONORS**

- 3-Time Nebraska Scholar-Athlete Honor Roll

**CAREER NOTES**

- Former walk-on who was placed on scholarship in the 2023 spring season

**PERSONAL NOTES**

- His brother Alex is a Husker wide receiver who also went from walk-on to scholarship player
- He and his brother both started at Colorado, marking the first time since 1987 that Nebraska had brothers start the same game on different sides of the ball (1 on offense, 1 on defense)

**SEASON HIGHLIGHTS**

- One of 10 Huskers to earn a single-digit number as one of the team's "toughest" players
- Has started every game
- Ranks 2nd on the team with 40 tackles after entering the year with six career tackles
- Made his first career start at Minnesota and had six tackles with his first career pass breakup
- Had five tackles at Colorado
- Made three tackles against Northern Illinois
- Recorded a career-high eight tackles vs. Louisiana Tech with his first career TFL
- Made two tackles against No. 2 Michigan
- Totaled six tackles at Illinois with his first career sack and a pass breakup
- Had three tackles vs. Northwestern with 1.0 TFL and a half sack
- Totaled seven tackles against Purdue

**GAME-BY-GAME**

OPPONENT	UT-AT-TT	TFL-YD	SACK-YD
@ Minnesota	3-3-6	0.0-0	0.0-0
@ Colorado	4-1-5	0.0-0	0.0-0
Northern Illinois	2-1-3	0.0-0	0.0-0
Louisiana Tech	3-5-8	0.5-1	0.0-0
Michigan	0-2-2	0.0-0	0.0-0
@ Illinois	4-2-6	1.0-4	1.0-4
Northwestern	1-2-3	1.0-4	0.5-3
Purdue	5-2-7	0.0-0	0.0-0
@ Michigan St.			
Maryland			
@ Wisconsin			
Iowa			

**CAREER TACKLE STATS**

YEAR	G/S	UT	AT	TT	TFL-YD	SCK-YD
2019					Redshirt	
2020					Did Not Play	
2021	12/0	2	3	5	0.0-0	0.0-0
2022	10/0	1	0	1	0.0-0	0.0-0
2023	8/8	22	18	40	2.5-9	1.5-7
<b>TOTAL</b>	<b>30/8</b>	<b>25</b>	<b>21</b>	<b>46</b>	<b>2.5-9</b>	<b>1.5-7</b>

**CAREER MISCELLANEOUS STATS**

YEAR	FF	FR	PBU	INT	QBH	BLK
2020	0	0	0	0	0	0
2021	0	0	0	0	0	0
2022	0	0	0	0	0	0
2023	0	0	2	0	1	0
<b>TOTAL</b>	<b>0</b>	<b>0</b>	<b>2</b>	<b>0</b>	<b>1</b>	<b>0</b>

**CAREER HIGHS**

<b>Tackles</b>	8 vs. Louisiana Tech (2023)
<b>TFLs</b>	1.0 twice
<b>Sacks</b>	1.0 at Illinois (2023)
<b>Breakups</b>	1 twice



**BRIAN  
BUSCHINI**

**#18**

**6-1 | 225 | JR. | P  
HELENA, MONT.**

**CAREER HONORS (2020-21: FCS MONTANA)**

- FCS Punter of the Year (2021)
- FCS First-Team All-American (2021)
- First-Team All-Big Sky (2021)
- Campbell Trophy Semifinalist (2023)
- Nebraska Scholar-Athlete Honor Roll (Spring 2022)

**2023 WATCH LIST**

- Ray Guy Award

**PERSONAL NOTES**

- Married his wife Kellie in 2021
- Is only Nebraska's fourth all-time letterwinner from Montana and the first since 1995
- Switched his jersey number from No. 95 to No. 18 in honor of former Husker Brook Berringer
- Earned his degree in criminal justice

**CAREER NOTES**

- Spent three seasons at Montana (2019-21), where he was the 2021 FCS Punter of the Year
- Ranked 3rd in the FCS in punting average in 2021 with a school-record average of 46.0
- Has placed 36 percent of his career punts inside the opponent's 20-yard line (65 of 181)
- 31 percent of his career punts have covered at least 50 yards (55 of 181)
- His 44.0-yard average in 2022 was the eighth-highest average in Nebraska history

**ACTIVE FBS CAREER RANKINGS**

- Punting Average: 11th (44.4)\*
- \*includes stats from FCS Montana*

**SEASON HIGHLIGHTS**

- Has started every game at punter
- Placed all three of his punts inside the 20-yard line at Minnesota while averaging 47.7 yards per punt
- Had a 60-yard punt against the Gophers
- Also had one kickoff at Minnesota, which was returned to only the 19-yard line
- Punted four times at Colorado and had a touchback on his lone kickoff
- Averaged 42.8 yards on six punts against Northern Illinois
- Kicked off three times against NIU with two touchbacks
- Placed five of his six punts against Louisiana Tech inside the 20-yard line
- Averaged 45.7 yards per punt against Michigan despite kicking into the wind each time
- Punted four times at Illinois, placing one punt inside the 20-yard line
- Placed four of his seven punts against Northwestern inside the 20-yard line
- Had two punts longer than 50 yards and placed two of his five punts inside the 20 vs. Purdue



**BUSCHINI GAME-BY-GAME**

OPPONENT	NO.	AVG	I20	LONG
@ Minnesota	3	47.7	3	60
@ Colorado	4	35.0	0	46
Northern Illinois	6	42.8	1	48
Louisiana Tech	6	45.3	5	58
Michigan	3	45.7	0	50
@ Illinois	4	33.8	1	40
Northwestern	7	41.0	4	55
Purdue	5	45.6	2	59
@ Michigan St.				
Maryland				
@ Wisconsin				
Iowa				

**CAREER PUNTING STATS**

YEAR	NO.	AVG	LG	TB	I20	50+	BLK
2019*							
2020*	6	43.3	52	0	5	5	0
2021*	69	46.0	62	4	30	28	0
2022	68	44.0	74	6	14	16	0
2023	38	42.1	60	1	16	6	0
<b>TOTAL</b>	<b>181</b>	<b>44.4</b>	<b>74</b>	<b>11</b>	<b>65</b>	<b>55</b>	<b>0</b>

\*at FCS Montana

Note: 2020 season played in the spring of 2021

**KICKOFFS:** 103 att., 39 touchbacks

**CAREER HIGHS**

<b>Punts</b>	8 vs. Indiana (2022)
<b>Average</b>	55.5 vs. Minnesota (2022)
<b>Inside 20</b>	5 vs. Louisiana Tech (2023)
<b>50-Yard Punts</b>	5 vs. Minnesota (2022)
<b>Long Punt</b>	74 vs. Wisconsin (2022)



**JIMARI BUTLER** #10

6-5 | 245 | SO. | DL  
MOBILE, ALA.

**CAREER HONORS**

- Nebraska Scholar-Athlete Honor Roll (Fall 2022)

**TOP-3 BIG TEN RANKING**

- Sacks Per Game: 3rd (0.6)

**SEASON HIGHLIGHTS**

- Has played in seven games with three straight starts
- Has set career highs with 19 tackles, 6.0 TFLs and 4.5 sacks
- Leads NU in sacks and is tied for the lead in TFLs
- Missed the Minnesota game due to injury
- Had two solo tackles at Colorado, including a 10-yard sack for his first career sack
- Recorded a nine-yard sack vs. Northern Illinois
- Totaled four tackles against No. 2 Michigan
- Had three tackles, 1.5 TFLs and 1.0 sack at Illinois
- Made a career-high six tackles with 1.5 TFLs and 1.0 sack vs. Northwestern
- Had a sack for the 3rd straight game vs. Purdue

**GAME-BY-GAME**

OPPONENT	UT-AT-TT	TFL-YD	SACK-YD
@ Minnesota	-Did Not Play-		
@ Colorado	2-0-2	1.0-10	1.0-10
Northern Illinois	1-0-1	1.0-9	1.0-9
Louisiana Tech	0-0-0	0.0-0	0.0-0
Michigan	2-2-4	0.0-0	0.0-0
@ Illinois	2-1-3	1.5-3	1.0-1
Northwestern	1-5-6	1.5-12	1.0-11
Purdue	1-2-3	1.0-8	0.5-6
@ Michigan St.			
Maryland			
@ Wisconsin			
Iowa			

**CAREER TACKLE STATS**

YEAR	G/S	UT	AT	TT	TFL-YD	SCK-YD
2020						
2021*	2/0	0	0	0	0.0-0	0.0-0
2022	12/0	5	4	9	1.5-1	0.0-0
2023	7/3	9	10	19	6.0-42	4.5-37
<b>TOTAL</b>	<b>21/3</b>	<b>14</b>	<b>14</b>	<b>28</b>	<b>7.5-43</b>	<b>4.5-37</b>

\*Redshirt season

**CAREER MISCELLANEOUS STATS**

YEAR	FF	FR	PBU	INT	QBH	BLK
2020	0	0	0	0	0	0
2021*	0	0	0	0	0	0
2022	0	0	1	0	0	0
2023	0	0	0	0	1	0
<b>TOTAL</b>	<b>0</b>	<b>0</b>	<b>1</b>	<b>0</b>	<b>1</b>	<b>0</b>

\*Redshirt season

**CAREER HIGHS**

<b>Tackles</b>	6 vs. Northwestern (2023)
<b>TFLs</b>	1.5 twice
<b>Sacks</b>	1.0 four times
<b>Breakups</b>	1 vs. Indiana (2022)



**MALACHI COLEMAN** #15

6-4 | 190 | FR. | WR  
LINCOLN, NEB.

**CAREER NOTES**

- Was ranked as the No. 60 overall recruit in the country

**SEASON HIGHLIGHTS**

- Has played in seven games with two starts as a true freshman
- Made his first career start against Louisiana Tech
- Recorded his first career reception with a five-yard grab at Illinois
- Started against Northwestern and caught a 44-yard touchdown pass for his first career TD

**GAME-BY-GAME**

OPPONENT	REC.	YDS	TD	LONG
@ Minnesota	0	0	0	-
@ Colorado	0	0	0	-
Northern Illinois	0	0	0	-
Louisiana Tech	0	0	0	-
Michigan	-Did Not Play-			
@ Illinois	1	5	0	5
Northwestern	1	44	1	44
Purdue	0	0	0	-
@ Michigan St.				
Maryland				
@ Wisconsin				
Iowa				

**CAREER RECEIVING STATS**

YEAR	G/S	REC.	YDS	Y/R	Y/G	TD
2023	7/2	2	49	24.5	7.0	1

**CAREER HIGHS**

<b>Receptions</b>	1 twice
<b>Receiving Yards</b>	44 vs. Northwestern (2023)
<b>Receiving Touchdowns</b>	1 vs. Northwestern (2023)
<b>Long Reception</b>	44 [TD] at Northwestern (2023)



**Jaidyn Doss**

**#85**

5-11 | 190 | FR. | WR  
RAYMORE, MO.

**PERSONAL NOTES**

- Nebraska's first high school signee from Missouri since 2017

**SEASON HIGHLIGHTS**

- Dealt with injuries early in the season that limited his availability, but has played in three games as a true freshman
- Made his debut at Illinois
- Recorded his first career reception with a 4-yard grab against Northwestern
- Caught a 16-yard pass against Purdue

**GAME-BY-GAME**

OPPONENT	REC.	YDS	TD	LONG
@ Minnesota	-	Did Not Play	-	-
@ Colorado	-	Did Not Play	-	-
Northern Illinois	-	Did Not Play	-	-
Louisiana Tech	-	Did Not Play	-	-
Michigan	-	Did Not Play	-	-
@ Illinois	0	0	0	-
Northwestern	1	4	0	4
Purdue	1	16	0	16
@ Michigan St.				
Maryland				
@ Wisconsin				
Iowa				

**CAREER RECEIVING STATS**

YEAR	G/S	REC.	YDS	Y/R	Y/G	TD
2023	3/0	2	20	10.0	6.7	0

**CAREER HIGHS**

Receptions	1 twice
Receiving Yards	16 vs. Purdue (2023)
Receiving Touchdowns	none
Long Reception	16 vs. Purdue (2023)



**Thomas Fidone II**

**#24**

6-6 | 250 | SO. | TE  
COUNCIL BLUFFS, IOWA

**CAREER HONORS**

- Academic All-Big Ten (2022)
- 5-Time Nebraska Scholar-Athlete Honor Roll

**CAREER NOTES**

- Has suffered two major knee injuries which limited his availability in his first two seasons at Nebraska after he was the nation's No. 1 tight end in the 2021 recruiting class

**SEASON HIGHLIGHTS**

- Has played in every game with five starts
- Has four of NU's eight touchdown receptions
- His four TD catches are the most by a Husker tight end since 2010
- Ranks 2nd on the team with 16 receptions and 176 receiving yards
- Made his first career start at Minnesota
- Caught his first two career passes for 13 yards at Colorado, including a four-yard touchdown on the game's final play
- Set career highs with four catches and 42 receiving yards against Northern Illinois
- Had a career-long 20-yard reception against the Huskies to go along with a 16-yard touchdown catch
- Caught a 29-yard touchdown pass against Louisiana Tech
- Became the first Husker tight end with a touchdown catch in three consecutive games since Kyler Reed in 2010
- Had two catches for 31 yards vs. No. 2 Michigan
- Caught three passes for 42 yards at Illinois, tying his career high in receiving yards
- Made three catches for 18 yards against Northwestern
- Caught a 1-yard touchdown pass vs. Purdue

**GAME-BY-GAME**

OPPONENT	REC.	YDS	TD	LONG
@ Minnesota	0	0	0	-
@ Colorado	2	13	1	9
Northern Illinois	4	42	1	20
Louisiana Tech	1	29	1	29
Michigan	2	31	0	17
@ Illinois	3	42	0	12
Northwestern	3	18	0	10
Purdue	1	1	0	1
@ Michigan St.				
Maryland				
@ Wisconsin				
Iowa				

**CAREER RECEIVING STATS**

YEAR	G/S	REC.	YDS	Y/R	Y/G	TD
2021*	1/0	0	0	0.0	0.0	0
2022			Did Not Play			
2023	8/5	16	176	10.4	22.0	4
<b>TOTAL3</b>	<b>9/5</b>	<b>16</b>	<b>176</b>	<b>10.4</b>	<b>19.6</b>	<b>4</b>

\*Redshirt season

**CAREER HIGHS**

Receptions	4 vs. Northern Illinois (2023)
Receiving Yards	42 twice
Receiving Touchdowns	1 four times
Long Reception	29 [TD] vs. La. Tech (2023)



**Justin Evans-Jenkins**

**#51**

6-1 | 315 | R-FR. | OL  
EAST ORANGE, N.J.

**CAREER HONORS**

- Nebraska Scholar-Athlete Honor Roll (Fall 2022)

**SEASON HIGHLIGHTS**

- Has played in every game with two starts
- Made his Husker debut by starting at Minnesota when Nebraska opened with six offensive linemen
- Saw his most extensive action at center against Northwestern
- Started at center against Purdue

**CAREER STATS**

- Games: 8 (8 in 2023)
- Starts: 2 (2 in 2023)



**JOSHUA FLEEKS**

#11

6-0 | 205 | SR. | RB  
DALLAS, TEXAS

**CAREER HONORS**

- Nebraska Scholar-Athlete Honor Roll (Spring 2023)

**PERSONAL NOTES**

- Earned his degree in health, kinesiology and leisure studies from Baylor

**CAREER NOTES**

- First-year transfer who played five seasons at Baylor (2018-22), including two years under Coach Rhule

**SEASON HIGHLIGHTS**

- Spent the first month of the season at wide receiver before moving to running back
- Had a 4-yard catch against Northern Illinois
- Had his first carry against No. 2 Michigan, running for a 74-yard touchdown
- Was the first player to rush for a touchdown 70 yards or longer against the Wolverines since Wisconsin's Jonathan Taylor in 2019
- Also had a two-yard reception vs. Michigan
- Had a one-yard carry at Illinois
- Carried a career-high three times against Northwestern, including a 10-yard rush
- Had three more carries against Purdue, gaining 19 yards with a long rush of 16 yards
- Also caught two passes for 24 yards against the Boilermakers

**RUSHING GAME-BY-GAME**

OPPONENT	ATT.	YDS	TD	LONG
@ Minnesota	-	-	-	-
@ Colorado	0	0	0	-
Northern Illinois	0	0	0	-
Louisiana Tech	-	-	-	-
Michigan	1	74	1	74
@ Illinois	1	1	0	1
Northwestern	3	4	0	10
Purdue	3	19	0	16
@ Michigan St.				
Maryland				
@ Wisconsin				
Iowa				

CAREER RUSHING STATS						
YEAR	G/S	ATT.	YDS	Y/A	Y/G	TD
2018*	12/1	9	16	1.8	1.3	1
2019*	14/1	9	27	3.0	1.9	1
2020*	8/0	5	7	1.4	0.9	0
2021*	9/1	3	11	3.7	1.2	0
2022*^	3/0	3	27	9.0	9.0	0
2023	6/0	8	98	12.3	16.3	1
<b>TOTAL</b>	<b>52/3</b>	<b>37</b>	<b>186</b>	<b>5.0</b>	<b>3.6</b>	<b>3</b>

\*at Baylor; ^Redshirt season

CAREER RECEIVING STATS						
YEAR	G/S	REC.	YDS	Y/R	Y/G	TD
2018*	12/1	14	126	9.0	10.5	1
2019*	14/1	25	262	10.5	18.7	1
2020*	8/0	21	181	8.6	22.6	1
2021*	9/1	7	89	12.7	11.1	0
2022*^	3/0	2	49	24.5	16.3	0
2023	6/0	4	30	7.5	5.0	0
<b>TOTAL</b>	<b>52/3</b>	<b>73</b>	<b>737</b>	<b>10.1</b>	<b>14.2</b>	<b>3</b>

\*at Baylor; ^Redshirt season

**RUSHING:** 34 att., 182 yds, 3 TDs  
**KICKOFF RETURNS:** 41 ret., 776 yds, 0 TDs

CAREER HIGHS	
<b>Receptions</b>	6 twice*
<b>Receiving Yards</b>	126 at Oklahoma St. (2019)*
<b>Receiving Touchdowns</b>	1 three times*
<b>Long Reception</b>	64 at Oklahoma St. [TD] (2019)*
<b>Rushing Attempts</b>	3 twice
<b>Rushing Yards</b>	74 vs. Michigan (2023)
<b>Rushing Touchdowns</b>	1 three times
<b>Long Rush</b>	74 [TD] vs. Michigan (2023)
<b>Kickoff Returns</b>	5 vs. Duke (2018)*
<b>Kickoff Return Yards</b>	97 vs. Texas Tech (2019)*

\*at Baylor



**MIKAI GBAYOR**

#42

6-2 | 230 | SO. | LB  
IRVINGTON, N.J.

**CAREER HONORS**

- 3-Time Nebraska Scholar-Athlete Honor Roll

**SEASON HIGHLIGHTS**

- Has played in every game with three starts
- Made his Husker debut at Minnesota and had a solo tackle on kickoff coverage
- Started at linebacker at Colorado and had a career-high six tackles, including his first career tackle for loss
- Had one tackle and one quarterback hurry against Northern Illinois
- Recorded five tackles against No. 2 Michigan
- Had a nine-yard tackle for loss at Illinois
- Made one tackle against Northwestern and Purdue


**GAME-BY-GAME**

OPPONENT	UT-AT-TT	TFL-YD	SACK-YD
@ Minnesota	1-0-1	0.0-0	0.0-0
@ Colorado	5-1-6	1.0-3	0.0-0
Northern Illinois	1-0-1	0.0-0	0.0-0
Louisiana Tech	0-0-0	0.0-0	0.0-0
Michigan	1-4-5	0.0-0	0.0-0
@ Illinois	1-0-1	1.0-9	0.0-0
Northwestern	0-1-1	0.0-0	0.0-0
Purdue	0-1-1	0.0-0	0.0-0
@ Michigan St.			
Maryland			
@ Wisconsin			
Iowa			

CAREER TACKLE STATS						
YEAR	G/S	UT	AT	TT	TFL-YD	SCK-YD
2021					Redshirt	
2022					Did Not Play	
2023	8/3	9	7	16	2.0-12	0.0-0
<b>TOTAL</b>	<b>8/3</b>	<b>9</b>	<b>7</b>	<b>16</b>	<b>2.0-12</b>	<b>0.0-0</b>

CAREER MISCELLANEOUS STATS						
YEAR	FF	FR	PBU	INT	QBH	BLK
2021					Redshirt	
2022					Did Not Play	
2023	0	0	0	0	1	0
<b>TOTAL</b>	<b>0</b>	<b>0</b>	<b>0</b>	<b>0</b>	<b>1</b>	<b>0</b>

CAREER HIGHS	
<b>Tackles</b>	6 at Colorado (2023)
<b>TFLs</b>	1.0 twice
<b>Sacks</b>	none
<b>Breakups</b>	none



**ISAAC GIFFORD**

#2

6-1 | 205 | JR. | DB  
LINCOLN, NEB.

**CAREER HONORS**

- 2-Time Academic All-Big Ten
- 7-Time Nebraska Scholar-Athlete Honor Roll

**PERSONAL NOTES**

- His brother Luke was a Husker linebacker (2014-18) who currently plays for the Tennessee Titans

**CAREER SUPERLATIVES**

- Double-Digit Tackle Games: 2

**2023 TOP-3 BIG TEN RANKINGS**

- Pass Breakups: 3rd (7)

**SEASON HIGHLIGHTS**

- One of 10 Huskers to earn a single-digit number as one of the team's "toughest" players
- Has started every game
- Leads Nebraska with 55 tackles and a career-high seven pass breakups
- Made five tackles at Minnesota with a five-yard TFL and a pass breakup
- Had eight tackles at Colorado, all solo stops
- Recorded three tackles and a pass breakup against Northern Illinois
- Had seven tackles, a pass breakup and his first career interception against Louisiana Tech
- Recorded his 100th career tackle against the Bulldogs
- Totaled seven tackles vs. No. 2 Michigan
- Tied his season high with eight tackles at Illinois with a half TFL
- Also broke up a career-high three passes against the Illini
- Totaled seven tackles against Northwestern with 1.0 TFL and a half sack
- Recorded 10 tackles against Purdue, his second career double-digit tackle effort
- Also tied his career high with 2.0 TFLs against Purdue and had one pass breakup

**GAME-BY-GAME**

OPPONENT	UT-AT-TT	TFL-YD	PBU	INT
@ Minnesota	3-2-5	1.0-5	1	0
@ Colorado	8-0-8	0.0-0	0	0
Northern Illinois	1-2-3	0.0-0	1	0
Louisiana Tech	2-5-7	0.5-1	1	1
Michigan	5-2-7	0.0-0	0	0
@ Illinois	4-4-8	0.5-1	3	0
Northwestern	3-4-7	1.0-1	0	0
Purdue	4-6-10	2.0-6	1	0
@ Michigan St.				
Maryland				
@ Wisconsin				
Iowa				

**CAREER TACKLE STATS**

YEAR	G/S	UT	AT	TT	TFL-YD	SCK-YD
2020	8/0	2	2	4	0.0-0	0.0-0
2021	12/0	4	3	7	0.0-0	0.0-0
2022	12/10	43	27	70	5.0-18	1.0-7
2023	8/8	30	25	55	5.0-14	0.5-1
<b>TOTAL</b>	<b>40/18</b>	<b>79</b>	<b>57</b>	<b>136</b>	<b>10.0-32</b>	<b>1.5-8</b>

**CAREER MISCELLANEOUS STATS**

YEAR	FF	FR	PBU	INT	QBH	BLK
2020	0	0	0	0	0	0
2021	0	0	1	0	0	0
2022	0	0	3	0	2	0
2023	0	0	7	1	0	0
<b>TOTAL</b>	<b>0</b>	<b>0</b>	<b>11</b>	<b>1</b>	<b>2</b>	<b>0</b>

**CAREER HIGHS**

<b>Tackles</b>	11 vs. Georgia Southern (2022)
<b>TFLs</b>	2.0 twice
<b>Sacks</b>	1.0 vs. Illinois (2022)
<b>Breakups</b>	3 at Illinois (2023)
<b>Interceptions</b>	1 vs. La. Tech (2023)



**ANTHONY GRANT**

#23

5-11 | 205 | SR. | RB  
BUFORD, GA.

**CAREER HONORS**

- Honorable-Mention All-Big Ten (2022)
- B1G Co-Offensive Player of the Week (9/5/22)
- Nebraska Scholar-Athlete Honor Roll (Spring 2022)

**2023 WATCH LIST**

- Senior Bowl

**CAREER SUPERLATIVES**

- 100-Yard Rushing Games: 6
- Games with Multiple Rushing Touchdowns: 2

**CAREER NOTES**

- Began his career at Florida State (2018-19) before playing at New Mexico Military Institute (2020-21)
- Has six 100-yard rushing games in 14 starts as a Husker

**SEASON HIGHLIGHTS**

- Has played in six games with two starts
- Leads Nebraska's running backs and ranks 2nd on the team with 76 carries, 320 rushing yards and three rushing touchdowns
- Led Nebraska's running backs with nine carries at Minnesota while rushing for 27 yards
- Had seven carries for 46 yards with an 11-yard touchdown run against Northern Illinois
- Started against Louisiana Tech and had 135 rushing yards and one touchdown on 22 carries with a 2-yard catch
- Marked his sixth career 100-yard rushing game
- Topped 1,000 career rushing yards against Louisiana Tech, becoming the 68th Husker to rush for 1,000 yards
- Started against No. 2 Michigan and had 16 rushing yards and four receiving yards
- Had 20 carries for 56 yards at Illinois with a 1-yard touchdown
- Posted six carries for 22 yards vs. Northwestern
- Gained 18 yards on six carries against Purdue

### GRANT GAME-BY-GAME

OPPONENT	ATT.	YDS	TD	LONG
@ Minnesota	9	27	0	9
@ Colorado	-Did Not Play-			
Northern Illinois	7	46	1	11
Louisiana Tech	22	135	1	34
Michigan	6	16	0	6
@ Illinois	20	56	1	12
Northwestern	6	22	0	11
Purdue	6	18	0	6
@ Michigan St.				
Maryland				
@ Wisconsin				
Iowa				

### CAREER RUSHING STATS

YEAR	G/S	ATT.	NET	Y/A	Y/G	TD
2018*	12/0	5	0	0.0	0.0	0
2019*	Redshirt					
2020	New Mexico Military Institute					
2021	New Mexico Military Institute					
2022	12/12	218	915	4.2	76.3	6
2023	7/2	76	320	4.2	45.7	3
<b>TOTAL</b>	<b>31/14</b>	<b>299</b>	<b>1,235</b>	<b>4.1</b>	<b>39.8</b>	<b>9</b>

\*at Florida State

**RECEIVING:** 21 rec., 119 yds, 0 TDs

**KICKOFF RETURNS:** 14 ret., 294 yds, 0 TDs

### CAREER HIGHS

<b>Rushing Attempts</b>	32 vs. Indiana (2022)
<b>Rushing Yards</b>	189 vs. North Dakota (2022)
<b>Rushing Touchdowns</b>	2 twice
<b>Long Rush</b>	46 twice (both TDs)
<b>Receptions</b>	6 at Rutgers (2022)
<b>Receiving Yards</b>	34 at Rutgers (2022)
<b>Receiving Touchdowns</b>	none
<b>Long Reception</b>	16 vs. Northwestern (2022)
<b>Kickoff Returns</b>	4 vs. Samford (2018)*
<b>Kickoff Return Yards</b>	101 vs. Samford (2018)*
<b>Long Kickoff Return</b>	30 vs. Wake Forest (2018)*

\*at Florida State



**BLAISE GUNNERSON #97**

**6-6 | 265 | SO. | DL  
CARROLL, IOWA**

### CAREER HONORS

- Academic All-Big Ten (2021)
- 6-Time Nebraska Scholar-Athlete Honor Roll

### PERSONAL NOTES

- Earned his degree in supply chain management

### SEASON HIGHLIGHTS

- Has played in every game with four starts
- Has set career highs with eight tackles, 1.0 TFL, 1.0 sack and one pass breakup
- Made his first career start at Minnesota and recorded a career-high four tackles, including a career-high 1.0 tackle for loss
- Picked up his first career sack in the fourth quarter at Minnesota
- Had his first career quarterback hurry at Colorado
- Started and tied his career high with four tackles against Louisiana Tech with his first career pass breakup
- Made his fourth start against No. 2 Michigan
- Did not have a tackle at Illinois but did block the first punt of his career
- Had a two-yard half tackle for loss vs. Purdue

### GAME-BY-GAME

OPPONENT	UT-AT-TT	TFL-YD	SACK-YD
@ Minnesota	2-2-4	1.0-1	1.0-1
@ Colorado	0-0-0	0.0-0	0.0-0
Northern Illinois	0-0-0	0.0-0	0.0-0
Louisiana Tech	1-3-4	0.0-0	0.0-0
Michigan	0-0-0	0.0-0	0.0-0
@ Illinois	0-0-0	0.0-0	0.0-0
Northwestern	0-0-0	0.0-0	0.0-0
Purdue	0-1-1	0.5-2	0.0-0
@ Michigan St.			
Maryland			
@ Wisconsin			
Iowa			

### CAREER TACKLE STATS

YEAR	G/S	UT	AT	TT	TFL-YD	SCK-YD
2020	Did Not Play					
2021*	3/0	0	3	3	0.5-2	0.0-0
2022	12/0	1	4	5	0.0-0	0.0-0
2023	8/4	3	6	9	1.5-3	1.0-1
<b>TOTAL</b>	<b>23/4</b>	<b>4</b>	<b>13</b>	<b>17</b>	<b>2.0-5</b>	<b>1.0-1</b>

\*redshirt season

### CAREER MISCELLANEOUS STATS

YEAR	FF	FR	PBU	INT	QBH	BLK
2020*	0	0	0	0	0	0
2021	0	0	0	0	0	0
2022	0	0	0	0	0	0
2023	0	0	1	0	1	1
<b>TOTAL</b>	<b>0</b>	<b>0</b>	<b>1</b>	<b>0</b>	<b>1</b>	<b>1</b>

\*redshirt season

### CAREER HIGHS

<b>Tackles</b>	4 twice
<b>TFLs</b>	1.0 at Minnesota (2023)
<b>Sacks</b>	1.0 at Minnesota (2023)
<b>Breakups</b>	1 vs. La. Tech (2023)
<b>Blocked Punt</b>	1 at Illinois (2023)



# HEINRICH HAABERGER #10

6-5 | 215 | SO. | QB  
KEARNEY, NEB.

### CAREER HONORS

- Academic All-Big Ten (2022)
- 4-Time Nebraska Scholar-Athlete Honor Roll

### PERSONAL NOTES

- His father, Rod, was a walk-on fullback at Nebraska in the early 1990s

### 2023 TOP-25 FBS RANKINGS

- Rushing Yards by a QB: 13th (446)

### 2023 TOP-23 BIG TEN RANKINGS

- Passing Yards Per Completion: 3rd (13.1)

### SEASON HIGHLIGHTS

- Has played in every game (seven at quarterback) with six consecutive starts at quarterback
- Is 5-1 in his five starts at quarterback
- Leads Nebraska in both passing yards (838) and rushing yards (446)
- Also leads the Huskers in rushing touchdowns (4) and passing touchdowns (7)
- Caught a 10-yard pass at Minnesota
- Quarterbacked the final two-and-a-half drives at Colorado, including a 57-yard touchdown drive
- Completed 2-of-6 passes for 13 yards and one touchdown while rushing twice for 17 yards
- Made his first start against Northern Illinois and accounted for 256 yards of total offense and three touchdowns
- Threw for 158 yards and two scores and rushed for 98 yards and one touchdown
- Accounted for 264 total yards and two touchdowns against Louisiana Tech
- Rushed for 157 yards - with a 72-yard touchdown - which tied for the most rushing yards by a Husker quarterback since 2012
- Threw for a career-high 199 yards against No. 2 Michigan, the highest total against the Wolverines in their first five games
- Also had a 2-yard reception against Michigan, catching his own deflected pass
- Threw for 154 yards and rushed for 82 yards and one touchdown at Illinois
- Accounted for 157 total yards and two touchdowns vs. Northwestern with a 44-yard touchdown pass
- Tied his career high with two touchdown passes against Purdue, including a career-long 73-yard touchdown

### PASSING GAME-BY-GAME

OPPONENT	COMP-ATT	YDS	TD	INT
@ Minnesota	0-0	0	0	0
@ Colorado	2-6	13	1	0
Northern Illinois	14-24	158	2	0
Louisiana Tech	8-17	107	1	0
Michigan	14-25	199	0	1
@ Illinois	12-24	154	0	1
Northwestern	8-17	85	1	2
Purdue	6-11	122	2	0
@ Michigan St.				
Maryland				
@ Wisconsin				
Iowa				

### RUSHING GAME-BY-GAME

OPPONENT	ATT.	YDS	TD	LONG
@ Minnesota	0	0	0	0
@ Colorado	2	17	0	10
Northern Illinois	21	98	1	20
Louisiana Tech	19	157	1	72
Michigan	9	-2	0	16
@ Illinois	18	82	1	25
Northwestern	16	72	1	20
Purdue	19	22	0	15
@ Michigan St.				
Maryland				
@ Wisconsin				
Iowa				

### TOTAL OFFENSE GAME-BY-GAME

OPPONENT	ATT.	RUSH	PASS	TOTAL
@ Minnesota	0	0	0	0
@ Colorado	8	17	13	30
Northern Illinois	45	98	158	256
Louisiana Tech	36	157	107	264
Michigan	34	-2	199	197
@ Illinois	42	82	154	236
Northwestern	33	72	85	157
Purdue	30	22	122	144
@ Michigan St.				
Maryland				
@ Wisconsin				
Iowa				

### CAREER PASSING STATS

YEAR	G/S	CMP-ATT	PCT	YDS	TD	INT
2021						
Redshirt						
2022						
Did Not Play						
2023	8/6	64-124	51.6	838	7	4
<b>TOTAL</b>	<b>8/6</b>	<b>64-124</b>	<b>51.6</b>	<b>838</b>	<b>7</b>	<b>4</b>

RECEIVING: 2 rec., 12 yds, 0 TDs

TOTAL OFFENSE: 198 att., 1,140 yds, 9 TDs

### CAREER RUSHING STATS

YEAR	G/S	ATT.	NET	Y/A	Y/G	TD
2021						
Redshirt						
2022						
Did Not Play						
2023	8/6	104	446	4.3	55.8	4
<b>TOTAL</b>	<b>8/6</b>	<b>104</b>	<b>446</b>	<b>4.3</b>	<b>55.8</b>	<b>4</b>

### CAREER PASSING HIGHS

Attempts	25 vs. Michigan (2023)
Completions	14 twice
Yards	199 vs. Michigan (2023)
Touchdowns	2 twice
Long Pass	73 [TD] vs. Purdue (2023)

### CAREER RUSHING HIGHS

Attempts	21 vs. Northern Illinois (2023)
Yards	157 vs. Louisiana Tech (2023)
Touchdowns	1 four times
Long Rush	72 [TD] vs. La. Tech (2023)

### CAREER TOTAL OFFENSE HIGHS

Attempts	45 vs. Northern Illinois (2023)
Yards	264 vs. La. Tech (2023)
Total Touchdowns	3 vs. No. Illinois (2023)



**MALCOLM HARTZOG #13**

5-9 | 175 | SO. | DB  
SILVER CREEK, MISS.

**CAREER HONORS**

- B1G Freshman of the Week (10/3/22)
- 2-Time Nebraska Scholar-Athlete Honor Roll

**CAREER NOTES**

- Started eight games as a true freshman in 2022, becoming NU's first true freshman starter at cornerback since 2016
- Has started 16 consecutive games

**PERSONAL NOTES**

- Was the first Mississippi native to sign with Nebraska out of high school since Brandon Jackson in 2004

**SEASON HIGHLIGHTS**

- Has started every game with six starts at cornerback and two starts at safety
- Has set career highs with 31 tackles, 1.5 TFLs and five pass breakups
- Made four tackles at Minnesota with one TFL and a pass breakup, tying his career high in TFLs and breakups and his then-career-high in tackles
- Totaled a career-high six tackles at Colorado
- Recorded four tackles against Northern Illinois
- Had two tackles, a half tackle for loss and a pass breakup against Louisiana Tech
- Made four tackles and had a pass breakup against No. 2 Michigan
- Started at safety at Illinois and again had four tackles and a pass breakup
- Made another start at safety vs. Northwestern and had five tackles and a pass breakup
- Started at cornerback vs. Purdue and had two tackles

**GAME-BY-GAME**

OPPONENT	UT-AT-TT	TFL-YD	PBU	INT
@ Minnesota	3-1-4	1.0-2	1	0
@ Colorado	5-1-6	0.0-0	0	0
Northern Illinois	2-2-4	0.0-0	0	0
Louisiana Tech	1-1-2	0.5-1	1	0
Michigan	1-3-4	0.0-0	1	0
@ Illinois	2-2-4	0.0-0	1	0
Northwestern	4-1-5	0.0-0	1	0
Purdue	1-1-2	0.0-0	0	0
@ Michigan St.				
Maryland				
@ Wisconsin				
Iowa				

**CAREER TACKLE STATS**

YEAR	G/S	UT	AT	TT	TFL-YD	SCK-YD
2022	12/8	12	10	22	1.0-2	0.0-0
2023	8/8	19	12	31	1.5-3	0.0-0
<b>TOTAL</b>	<b>20/16</b>	<b>31</b>	<b>22</b>	<b>53</b>	<b>2.5-5</b>	<b>0.0-0</b>

**CAREER MISCELLANEOUS STATS**

YEAR	FF	FR	PBU	INT	QBH	BLK
2022	0	0	2	3	0	0
2023	0	0	5	0	0	0
<b>TOTAL</b>	<b>0</b>	<b>0</b>	<b>7</b>	<b>3</b>	<b>0</b>	<b>0</b>

**CAREER HIGHS**

<b>Tackles</b>	6 at Colorado (2023)
<b>TFLs</b>	1.0 twice
<b>Sacks</b>	none
<b>Breakups</b>	1 seven times
<b>Interceptions</b>	1 three times
<b>Punt Return TD</b>	1 vs. Indiana [blocked] (2022)



**TY HAHN #17**

6-2 | 200 | SO. | WR  
JOHNSON, NEB.

**CAREER HONORS**

- 2-Time Academic All-Big Ten
- 5-Time Nebraska Scholar-Athlete Honor Roll

**SEASON HIGHLIGHTS**

- Has played in every game, seeing time as a wide receiver and key special teams member
- Had a tackle on punt coverage vs. Michigan  
Caught the first pass of his career with a 21-yard reception at Illinois
- Made a tackle on kickoff coverage against Northwestern
- Had an 8-yard catch against Purdue

**GAME-BY-GAME**

OPPONENT	REC.	YDS	TD	LONG
@ Minnesota	0	0	0	-
@ Colorado	0	0	0	-
Northern Illinois	0	0	0	-
Louisiana Tech	0	0	0	-
Michigan	0	0	0	-
@ Illinois	1	21	0	21
Northwestern	0	0	0	0
Purdue	1	8	0	8
@ Michigan St.				
Maryland				
@ Wisconsin				
Iowa				

**CAREER RECEIVING STATS**

YEAR	G/S	REC.	YDS	Y/R	Y/G	TD
2020		Did Not Play				
2021*	4/0	0	0.0	0.0	0.0	0
2022	11/0	0	0.0	0.0	0.0	0
2023	8/0	2	29	14.5	3.7	0
<b>TOTAL</b>	<b>23/0</b>	<b>2</b>	<b>29</b>	<b>14.5</b>	<b>1.3</b>	<b>0</b>

\*Redshirt season

**CAREER HIGHS**

<b>Receptions</b>	1 twice
<b>Receiving Yards</b>	21 at Illinois (2023)
<b>Receiving Touchdowns</b>	none
<b>Long Reception</b>	21 at Illinois (2023)



**NICK HENRICH**

#3

6-3 | 235 | JR. | LB  
OMAHA, NEB.

**CAREER HONORS**

- Team Captain (2022)
- 2-Time Academic All-Big Ten
- 7-Time Nebraska Scholar-Athlete Honor Roll

**CAREER NOTES**

- Earned his degree in psychology
- Is returning from a season-ending injury in 2022 suffered at Purdue

**CAREER SUPERLATIVES**

- Double-Digit Tackle Games: 4

**SEASON HIGHLIGHTS**

- One of 10 Huskers to earn a single-digit number as one of the team's "toughest" players
- Has played in seven games with two starts
- Missed the opener at Minnesota due to injury
- Returned at Colorado and had three tackles, including a career-high 2.0 sacks
- Made two tackles against Northern Illinois
- Had five tackles against Louisiana Tech
- Had a game-high nine tackles and posted his first career pass breakup in a start vs. Michigan
- Started at Illinois and had five tackles with 1.0 tackle for loss and one quarterback hurry
- Recorded three tackles against Purdue

**GAME-BY-GAME**

OPPONENT	UT-AT-TT	TFL-YD	SACK-YD
@ Minnesota		-Did Not Play-	
@ Colorado	3-0-3	2.0-15	2.0-15
Northern Illinois	1-1-2	0.0-0	0.0-0
Louisiana Tech	2-3-5	0.0-0	0.0-0
Michigan	5-4-9	0.0-0	0.0-0
@ Illinois	2-3-5	1.0-1	0.0-0
Northwestern	0-0-0	0.0-0	0.0-0
Purdue	2-1-3	0.0-0	0.0-0
@ Michigan St.			
Maryland			
@ Wisconsin			
Iowa			

**CAREER TACKLE STATS**

YEAR	G/S	UT	AT	TT	TFL-YD	SCK-YD
2019*	1/0	0	0	0	0-0	0.0-0
2020	7/1	8	19	27	0.5-1	0.0-0
2021	12/12	39	60	99	3.5-8	0.5-3
2022	5/5	15	22	37	2.0-2	0.0-0
2023	7/2	15	12	27	3.0-16	2.0-15
<b>TOTAL</b>	<b>32/20</b>	<b>77</b>	<b>113</b>	<b>190</b>	<b>9.0-27</b>	<b>2.5-18</b>

\*redshirt season

**CAREER MISCELLANEOUS STATS**

YEAR	FF	FR	PBU	INT	QBH	BLK
2019*	0	0	0	0	0	0
2020	0	0	0	0	2	0
2021	0	0	0	0	3	0
2022	0	0	0	0	1	0
2023	0	0	1	0	1	0
<b>TOTAL</b>	<b>0</b>	<b>0</b>	<b>1</b>	<b>0</b>	<b>7</b>	<b>0</b>

\*redshirt season

**CAREER HIGHS**

<b>Tackles</b>	15 vs. Michigan (2021)
<b>TFLs</b>	2.0 at Colorado (2023)
<b>Sacks</b>	2.0 at Colorado (2023)
<b>Breakups</b>	1 vs. Michigan (2023)



**TOMMI HILL**

#31

6-0 | 195 | JR. | DB  
ORLANDO, FLA.

**CAREER HONORS**

- Nebraska Scholar-Athlete Honor Roll (Spring 2023)

**CAREER NOTES**

- Spent his freshman year (2021) at Arizona State
- Started the first five games of Nebraska's 2022 season at cornerback before switching to wide receiver
- Switched back to defensive back in the spring

**2023 TOP-25 FBS RANKING**

- Interceptions: 17th (3)

**2023 TOP-3 BIG TEN RANKING**

- Interceptions: 2nd (3)

**SEASON HIGHLIGHTS**

- Has been a two-way player, seeing action in the secondary and at wide receiver
- Has three starts on defense (Michigan, Illinois and Northwestern) and one start on offense (Louisiana Tech), marking the second straight season he has earned starts on both offense and defense
- Saw action on defense and offense at Minnesota, making three tackles
- Had one tackle at Colorado
- Recorded one tackle and one pass breakup against Northern Illinois and had one carry and one target on a deep pass
- Again played both ways against Louisiana Tech with his most snaps at wide receiver, where he was targeted on one pass but did not have a catch
- Saw extensive action in the secondary vs. No. 2 Michigan and had two tackles
- Also had two kickoff returns for 42 yards against the Wolverines
- Started at cornerback at Illinois and had two solo tackles and a pass breakup
- Also had a 10-yard fumble return that set up a Husker field goal
- Returned one kickoff for 22 yards against the Illini
- Started at corner vs. Northwestern and had one tackle, one pass breakup and his first career interception.
- Also returned two kickoffs for 55 yards, including a career-long 36-yard return
- Had a career-high two interceptions against Purdue and knocked down a pass on a 2-point conversion attempt



### HILL GAME-BY-GAME

OPPONENT	UT-AT-TT	TFL-YD	PBU	INT
@ Minnesota	2-1-3	0.0-0	0	0
@ Colorado	1-0-1	0.0-0	0	0
Northern Illinois	0-1-1	0.0-0	1	0
Louisiana Tech	0-0-0	0.0-0	0	0
Michigan	0-2-2	0.0-0	0	0
@ Illinois	2-0-2	0.0-0	1	0
Northwestern	0-1-1	0.0-0	1	1
Purdue	0-0-0	0.0-0	0	2
@ Michigan St.				
Maryland				
@ Wisconsin				
Iowa				

### CAREER TACKLE STATS

YEAR	G/S	UT	AT	TT	TFL-YD	SCK-YD
2021*	11/0	7	2	9	0.0-0	0.0-0
2022	11/5	10	7	17	0.0-0	0.0-0
2023	8/4	5	5	10	0.0-0	0.0-0
<b>TOTAL</b>	<b>30/9</b>	<b>22</b>	<b>14</b>	<b>36</b>	<b>0.0-0</b>	<b>0.0-0</b>

\*redshirt season

Note: Played WR in final 6 games of 2022

**KICKOFF RETURNS:** 21 att., 419 yds, 0 TD

**RECEIVING:** 0 rec., 0 yds, 0 TDs

### CAREER MISCELLANEOUS STATS

YEAR	FF	FR	PBU	INT	QBH	BLK
2021*	0	0	0	0	0	0
2022	0	0	4	0	0	0
2023	0	1	3	3	0	0
<b>TOTAL</b>	<b>0</b>	<b>1</b>	<b>7</b>	<b>3</b>	<b>0</b>	<b>0</b>

\*redshirt season

Note: Played WR in final 6 games of 2022

### CAREER HIGHS

<b>Tackles</b>	8 vs. Georgia Southern (2022)
<b>TFLs</b>	none
<b>Sacks</b>	none
<b>Breakups</b>	2 vs. Georgia Southern (2022)
<b>Interceptions</b>	2 vs. Purdue (2023)
<b>Kickoff Returns</b>	4 at Purdue (2022)
<b>Kickoff Return Yards</b>	91 at Purdue (2022)
<b>Kickoff Return Touchdowns</b>	none
<b>Long Kickoff Return</b>	36 vs. Northwestern (2023)



NASH  
**HUTMACHER** #0

6-4 | 330 | JR. | DL  
OACOMA, S.D.

### CAREER HONORS

- 2-Time Academic All-Big Ten (2021)
- 6-Time Nebraska Scholar-Athlete Honor Roll

### CAREER NOTES

- Was a four-time state champion wrestler with a 166-0 record at Chamberlain High School
- Won each of his final 73 matches by pin, the second-longest pin streak in the history of high school wrestling
- Won two national titles as a high school wrestler

### SEASON HIGHLIGHTS

- One of 10 Huskers to earn a single-digit number as one of the team's "toughest" players
- Has started every game and set career highs with 26 tackles, 6.0 TFLs and 4.0 sacks
- Tied for the team lead with 6.0 TFLs and is second on the team with 4.0 sacks
- Recorded four tackles with his first career sack at Minnesota
- Set career highs with six tackles and 2.5 tackles for loss against Northern Illinois
- Made two tackles against Louisiana Tech
- Had three tackles and a hurry vs. No. 2 Michigan
- Totaled four tackles at Illinois
- Set career highs with seven tackles, 2.5 TFLs and 2.5 sacks against Northwestern

### GAME-BY-GAME

OPPONENT	UT-AT-TT	TFL-YD	SACK-YD
@ Minnesota	1-3-4	1.0-8	1.0-8
@ Colorado	0-0-0	0.0-0	0.0-0
Northern Illinois	3-3-6	2.5-8	0.5-5
Louisiana Tech	0-2-2	0.0-0	0.0-0
Michigan	0-3-3	0.0-0	0.0-0
@ Illinois	1-3-4	0.0-0	0.0-0
Northwestern	2-5-7	2.5-16	2.5-16
Purdue	0-0-0	0.0-0	0.0-0
@ Michigan St.			
Maryland			
@ Wisconsin			
Iowa			

### CAREER TACKLE STATS

YEAR	G/S	UT	AT	TT	TFL-YD	SCK-YD
2020*	1/0	0	0	0	0.0-0	0.0-0
2021	11/0	0	0	0	0.0-0	0.0-0
2022	12/2	5	10	15	0.5-1	0.0-0
2023	8/8	7	19	26	6.0-32	4.0-29
<b>TOTAL</b>	<b>32/10</b>	<b>12</b>	<b>29</b>	<b>41</b>	<b>6.5-33</b>	<b>4.0-29</b>

\*redshirt season

### CAREER MISCELLANEOUS STATS

YEAR	FF	FR	PBU	INT	QBH	BLK
2020*	0	0	0	0	0	0
2021	0	0	0	0	0	0
2022	0	0	0	0	0	0
2023	0	0	0	0	2	0
<b>TOTAL</b>	<b>0</b>	<b>0</b>	<b>0</b>	<b>0</b>	<b>2</b>	<b>0</b>

\*redshirt season

### CAREER HIGHS

<b>Tackles</b>	7 vs. Northwestern (2023)
<b>TFLs</b>	2.5 twice
<b>Sacks</b>	2.5 vs. Northwestern (2023)
<b>Breakups</b>	none



**ELIJAH JEUDY** #16

6-3 | 280 | SO. | DL  
PHILADELPHIA, PA.

**CAREER HONORS**

- Nebraska Scholar-Athlete Honor Roll (Spring 2023)

**CAREER NOTES**

- First-year transfer who spent two seasons at Texas A&M (2021-22)
- Played in three games and made one tackle with the Aggies

**SEASON HIGHLIGHTS**

- Has played in every game
- Recorded his first tackle as a Husker at Colorado
- Had a career-high two tackles vs. Louisiana Tech
- Made one solo tackle against No. 2 Michigan
- Had two solo tackles against Northwestern with his first career TFL
- Blocked a field goal against Purdue that resulted in a 68-yard return for a touchdown

**GAME-BY-GAME**

OPPONENT	UT-AT-TT	TFL-YD	SACK-YD
@ Minnesota	0-0-0	0.0-0	0.0-0
@ Colorado	1-0-1	0.0-0	0.0-0
Northern Illinois	0-0-0	0.0-0	0.0-0
Louisiana Tech	2-0-2	0.0-0	0.0-0
Michigan	1-0-1	0.0-0	0.0-0
@ Illinois	0-0-0	0.0-0	0.0-0
Northwestern	2-0-2	1.0-3	0.0-0
Purdue	0-0-0	0.0-0	0.0-0
@ Michigan St.			
Maryland			
@ Wisconsin			
Iowa			

**CAREER TACKLE STATS**

YEAR	G/S	UT	AT	TT	TFL-YD	SCK-YD
2021^*	1/0	1	0	1	0.0-0	0.0-0
2022^	2/0	0	0	0	0.0-0	0.0-0
2023	7/0	3	3	6	1.0-3	0.0-0
<b>TOTAL</b>	<b>10/0</b>	<b>4</b>	<b>3</b>	<b>7</b>	<b>1.0-3</b>	<b>0.0-0</b>

^at Texas A&M; \*redshirt season

**CAREER MISCELLANEOUS STATS**

YEAR	FF	FR	PBU	INT	QBH	BLK
2021^*	0	0	0	0	0	0
2022^	0	0	0	0	0	0
2023	0	0	0	0	0	0
<b>TOTAL</b>	<b>0</b>	<b>0</b>	<b>0</b>	<b>0</b>	<b>0</b>	<b>0</b>

^at Texas A&M; \*redshirt season

**CAREER HIGHS**

<b>Tackles</b>	2 twice
<b>TFLs</b>	1.0 vs. Northwestern (2023)
<b>Sacks</b>	none
<b>Breakups</b>	none
<b>Blocked Field Goal</b>	1 vs. Purdue (2023)



**EMMETT JOHNSON** #21

5-11 | 190 | R-FR. | RB  
MINNEAPOLIS, MINN.

**CAREER HONORS**

- 2-Time Nebraska Scholar-Athlete Honor Roll

**SEASON HIGHLIGHTS**

- Has played in every game with three straight starts
- Returned one kickoff for 15 yards at Minnesota
- Had the first two carries of his career against Louisiana Tech, rushing for six yards
- Carried twice for nine yards against No. 2 Michigan and caught two passes for 20 yards, the first two receptions of his career
- Made his first career start at Illinois and had seven carries and 29 rushing yards
- Started against Northwestern and had 12 carries and 73 rushing yards
- Started against Purdue and set career highs in rushing attempts and yards for the third straight game with 13 carries for 76 yards, including a 28-yard touchdown run for his first career TD

**RUSHING GAME-BY-GAME**

OPPONENT	ATT.	YDS	TD	LONG
@ Minnesota	0	0	0	-
Colorado	0	0	0	-
Northern Illinois	0	0	0	-
Louisiana Tech	2	6	0	3
Michigan	2	9	0	6
@ Illinois	7	29	0	12
Northwestern	12	73	0	24
Purdue	13	76	1	28
@ Michigan St.				
Maryland				
@ Wisconsin				
Iowa				

**CAREER RUSHING STATS**

YEAR	G/S	ATT.	NET	Y/A	Y/G	TD
2022*	4/0	0	0	0.0	0.0	0
2023	8/3	36	193	5.4	24.1	1
<b>TOTAL</b>	<b>12/3</b>	<b>36</b>	<b>193</b>	<b>5.4</b>	<b>16.3</b>	<b>1</b>

\*redshirt season

**RECEIVING:** 2 rec., 20 yds, 0 TDs

**KICKOFF RETURNS:** 1 ret., 15 yds, 0 TDs

**CAREER HIGHS**

<b>Rushing Yards</b>	76 vs. Purdue (2023)
<b>Rushing TDs</b>	1 vs. Purdue (2023)
<b>Long Rush</b>	28 [TD] vs. Purdue (2023)
<b>Kickoff Returns</b>	1 at Minnesota (2023)
<b>Kickoff Return Yards</b>	15 at Minnesota (2023)
<b>Kickoff Return Touchdowns</b>	none
<b>Long Kickoff Return</b>	15 at Minnesota (2023)



**BILLY KEMP IV** #1

5-9 | 180 | SR. | WR  
RICHMOND, VA.

**CAREER HONORS**

- Third-Team All-ACC (2021 at Virginia)
- Honorable-Mention All-ACC (2020 at Virginia)
- Nebraska Scholar-Athlete Honor Roll (Spring 2023)

**ACTIVE FBS CAREER RANKINGS**

- Receptions: 8th (213)

**CAREER SUPERLATIVES**

- 100-Yard Receiving Games: 2
- Games with Multiple Receiving TDs: 1

**CAREER NOTES**

- First-year graduate transfer from Virginia
- Played in 50 games with 25 starts at Virginia
- Ranked 4th in Virginia history with 192 receptions and 10th with 1,774 receiving yards
- Was granted an extra season of eligibility due to a shooting on the Virginia campus that cut the Cavaliers' 2022 season short

**SEASON HIGHLIGHTS**

- One of 10 Huskers to earn a single-digit number as one of the team's "toughest" players
- Has played in seven games with two starts
- Leads Nebraska in receptions (21) and receiving yards (216)
- 121 of his 216 receiving yards (56 percent) have come after the catch
- Did not have a catch in his debut at Minnesota but returned two punts for eight yards
- Caught five passes for 57 yards at Colorado, with 26 of his 57 yards coming after the catch
- Made his first start at Nebraska against Northern Illinois and caught three passes for 13 yards, including a 10-yard touchdown
- Led Nebraska with five catches and 62 receiving yards against Louisiana Tech
- Also scored on a 10-yard rushing touchdown, his first career rushing touchdown
- Had four catches for 61 yards against No. 2 Michigan, with 38 yards coming after the catch
- Made three catches for 26 yards at Illinois, with 22 yards coming after the catch
- Had one catch against Northwestern before suffering an injury

**ACTIVE FBS RECEPTIONS LEADERS**

RK.	PLAYER (SCHOOL)	REC.
1.	Jacob Cowing (Arizona)	287
2.	Smoke Harris (La. Tech)	286
3.	Joshua Cephus (UTSA)	280
4.	Zakhari Franklin (Ole Miss)	266
5.	Jalon Calhoun (Duke)	233
6.	Malachi Corley (Western Ky.)	229
7.	Sam Pinckney (Coastal Carolina)	225
8.	LaJohntay Wester (Florida Atlantic)	220
9.	<b>Billy Kemp IV (Nebraska)</b>	<b>213</b>

**RECEIVING GAME-BY-GAME**

OPPONENT	REC.	YDS	TD	LONG
@ Minnesota	0	0	0	-
@ Colorado	5	57	0	21
Northern Illinois	3	13	1	10
Louisiana Tech	5	62	0	22
Michigan	4	61	0	34
@ Illinois	3	26	0	11
Northwestern	1	-3	0	-3
Purdue	-Did Not Play-			
@ Michigan St.				
Maryland				
@ Wisconsin				
Iowa				

**CAREER RECEIVING STATS**

YEAR	G/S	REC.	YDS	Y/R	Y/G	TD
2018*	8/0	0	0	0.0	0.0	0
2019*	13/2	35	289	8.3	22.2	1
2020*	10/9	67	644	9.6	64.4	1
2021*	12/10	74	725	9.8	60.4	6
2022*	7/4	16	116	7.3	16.6	0
2023	7/2	21	216	10.3	30.9	1
<b>TOTAL</b>	<b>57/27</b>	<b>213</b>	<b>1,990</b>	<b>9.3</b>	<b>34.9</b>	<b>9</b>

\*at Virginia

**RUSHING:** 11 att., 48 yds, 1 TD

**PUNT RETURNS:** 68 ret., 386 yds, 0 TDs

**KICKOFF RETURNS:** 8 ret., 158 yds, 0 TDs

**CAREER HIGHS**

Receptions	10 twice*
Receiving Yards	106 at North Carolina (2021)*
Receiving Touchdowns	2 at UNC (2021)*
Long Reception	32 at North Carolina (2021)*
Punt Returns	4 five times*
Punt Return Yards	67 vs. William & Mary (2021)*
Punt Return Touchdowns	none
Long Punt Return	22 vs. William & Mary (2021)*
Kickoff Returns	2 three times*
Kickoff Return Yards	44 twice*
Kickoff Return Touchdowns	none
Long Kickoff Return	26 vs. Georgia Tech (2021)*

\*at Virginia



**CAMERON LENHARDT #11**

6-3 | 250 | FR. | DL  
STATEN ISLAND, N.Y.

**CAREER NOTES**

- First true freshman defensive lineman to start a Nebraska season opener in the modern era
- Is just the 2nd true freshman defensive lineman to start a game for Nebraska in the modern era (Maliek Collins started the 2014 Gator Bowl at the end of his true freshman season)
- Has started 3 games as a true freshman, more than all other true freshman defensive linemen at Nebraska combined in the modern era
- 1 of 8 true freshmen to start a season opener for Nebraska in the modern era (not counting punters and kickers)

**SEASON HIGHLIGHTS**

- Has played in six games with three starts
- Earned the start as a true freshman in the opener at Minnesota and made three tackles
- Had three tackles at Colorado, including 2.0 sacks
- Was the first Husker true freshman to have multiple sacks in a game since Barry Turner in 2005
- Was injured early in the Northern Illinois game, and the injury kept him out of the Louisiana Tech and Michigan games
- Returned to play at Illinois
- Tied his career high with three tackles against Northwestern with a 4-yard tackle for loss
- Had one tackle against Purdue

**GAME-BY-GAME**

OPPONENT	UT-AT-TT	TFL-YD	SACK-YD
@ Minnesota	2-1-3	0.0-0	0.0-0
@ Colorado	3-0-3	2.0-9	2.0-9
Northern Illinois	0-0-0	0.0-0	0.0-0
Louisiana Tech	-Did Not Play-		
Michigan	-Did Not Play-		
@ Illinois	0-0-0	0.0-0	0.0-0
Northwestern	3-0-3	1.0-4	0.0-0
Purdue	0-1-1	0.0-0	0.0-0
@ Michigan St.			
Maryland			
@ Wisconsin			
Iowa			

**CAREER TACKLE STATS**

YEAR	G/S	UT	AT	TT	TFL-YD	SCK-YD
2023	6/3	8	2	10	3.0-13	2.0-9

**CAREER MISCELLANEOUS STATS**

YEAR	FF	FR	PBU	INT	QBH	BLK
2023	0	0	0	0	0	0

**CAREER HIGHS**

Tackles	3 three times
TFLs	2.0 at Colorado (2023)
Sacks	2.0 at Colorado (2023)
Breakups	none



**JAYLEN LLOYD #19**

5-10 | 160 | FR. | WR  
OMAHA, NEB.

**SEASON HIGHLIGHTS**

- Has played in six games as a true freshman
- Played in the season opener at Minnesota as a true freshman and had a nine-yard rush
- Caught his first career pass with a 19-yard reception against No. 2 Michigan
- Caught a 73-yard touchdown pass vs. Purdue for his first career TD

**GAME-BY-GAME**

OPPONENT	REC.	YDS	TD	LONG
@ Minnesota	0	0	0	-
@ Colorado	-Did Not Play-			
Northern Illinois	-Did Not Play-			
Louisiana Tech	0	0	0	-
Michigan	1	19	0	19
@ Illinois	0	0	0	-
Northwestern	0	0	0	-
Purdue	1	73	1	73
@ Michigan St.				
Maryland				
@ Wisconsin				
Iowa				

**CAREER RECEIVING STATS**

YEAR	G/S	REC.	YDS	Y/R	Y/G	TD
2023	6/0	2	92	46.0	15.3	1

**RUSHING:** 2 att., 10 yds, 0 TDs

**CAREER HIGHS**

Receptions	1 twice
Receiving Yards	73 vs. Purdue (2023)
Receiving Touchdowns	1 vs. Purdue (2023)
Long Reception	73 [TD] vs. Purdue (2023)
Rushing Attempts	1 twice
Rushing Yards	9 at Minnesota (2023)
Rushing Touchdowns	none
Long Rush	9 at Minnesota (2023)



**TAMON  
LYNUM**

**#15**

**6-2 | 185 | SO. | DB  
ORLANDO, FLA.**

**CAREER HONORS**

- 4-Time Nebraska Scholar-Athlete Honor Roll

**CAREER NOTES**

- Has returned to the field after suffering a season-ending injury in the fourth game of the 2022 season

**SEASON HIGHLIGHTS**

- Has played in every game with one start
- Had a 12-yard strip sack at Colorado, resulting in a takeaway that led to a touchdown drive
- Recorded one solo tackle against both Northern Illinois and Louisiana Tech
- Made a career-high three tackles vs. Michigan
- Started the first game of his career against Northwestern and tied his career high with three tackles
- Made one tackle on punt coverage vs. Purdue

**GAME-BY-GAME**

OPPONENT	UT-AT-TT	TFL-YD	PBU	INT
@ Minnesota	0-0-0	0.0-0	0	0
@ Colorado	1-0-1	1.0-12	0	0
Northern Illinois	1-0-1	0.0-0	0	0
Louisiana Tech	1-0-1	0.0-0	0	0
Michigan	1-2-3	0.0-0	0	0
@ Illinois	0-0-0	0.0-0	0	0
Northwestern	3-0-3	0.0-0	0	0
Purdue	1-0-1	0.0-0	0	0
@ Michigan St.				
Maryland				
@ Wisconsin				
Iowa				

**CAREER TACKLE STATS**

YEAR	G/S	UT	AT	TT	TFL-YD	SCK-YD
2020	8/0	0	0	0	0.0-0	0.0-0
2021*	2/0	0	1	1	0.0-0	0.0-0
2022	3/0	1	0	1	0.0-0	0.0-0
2023	8/1	8	2	10	1.0-12	1.0-12
<b>TOTAL</b>	<b>21/1</b>	<b>9</b>	<b>3</b>	<b>12</b>	<b>1.0-12</b>	<b>1.0-12</b>

\*redshirt season

**CAREER MISCELLANEOUS STATS**

YEAR	FF	FR	PBU	INT	QBH	BLK
2021*	0	0	0	0	0	0
2022	0	0	0	0	0	0
2023	1	0	0	0	0	0
<b>TOTAL</b>	<b>1</b>	<b>0</b>	<b>0</b>	<b>0</b>	<b>0</b>	<b>0</b>

\*redshirt season

**CAREER HIGHS**

<b>Tackles</b>	3 vs. Michigan (2023)
<b>TFLs</b>	1.0 at Colorado (2023)
<b>Sacks</b>	1.0 at Colorado (2023)
<b>Breakups</b>	none



**QUINTON  
NEWSOME**

**#6**

**6-1 | 185 | SR. | DB  
SUWANEE, GA.**

**CAREER HONORS**

- Honorable-Mention All-Big Ten (2022)
- Big Ten Special Teams Player of the Week (Oct. 30, 2023)
- Academic All-Big Ten (2022)
- 2-Time Nebraska Scholar-Athlete Honor Roll

**2023 WATCH LIST**

- Senior Bowl

**PERSONAL NOTES**

- Earned his degree in sports media and communication

**CAREER SUPERLATIVES**

- Double-Digit Tackle Games: 1

**SEASON HIGHLIGHTS**

- One of 10 Huskers to earn a single-digit number as one of the team's "toughest" players
- Has played in every game with seven starts
- Made six tackles at Minnesota
- Had four tackles and a breakup at Colorado
- Had three tackles and two breakups vs. NIU
- Made four stops with one TFL vs. Louisiana Tech
- Recorded three tackles vs. No. 2 Michigan
- Made his 30th consecutive start at Illinois and totaled five tackles with one interception, which he returned 39 yards
- Did not start against Northwestern - snapping his streak of 30 straight starts - but finished with two tackles
- Totalled five tackles and a fumble recovery against Purdue with a 68-yard blocked field goal return for a touchdown, the first blocked field goal return TD by a Husker since 2014
- He was named Big Ten Special Teams Player of the Week for his performance

**GAME-BY-GAME**

OPPONENT	UT-AT-TT	TFL-YD	PBU	INT
@ Minnesota	1-5-6	0.0-0	0	0
@ Colorado	4-0-4	0.0-0	1	0
Northern Illinois	2-1-3	0.0-0	2	0
Louisiana Tech	3-1-4	1.0-3	0	0
Michigan	0-3-3	0.0-0	0	0
@ Illinois	3-2-5	0.0-0	0	1
Northwestern	1-1-2	0.0-0	0	0
Purdue	3-2-5	0.0-0	0	0
@ Michigan St.				
Maryland				
@ Wisconsin				
Iowa				

**CAREER TACKLE STATS**

YEAR	G/S	UT	AT	TT	TFL-YD	SCK-YD
2019	10/0	0	0	0	0.0-0	0.0-0
2020	8/1	9	2	11	0.0-0	0.0-0
2021	12/12	38	19	57	2.0-6	1.0-4
2022	12/12	27	17	44	4.0-25	2.0-20
2023	8/7	17	15	32	1.0-3	0.0-0
<b>TOTAL</b>	<b>50/32</b>	<b>91</b>	<b>53</b>	<b>144</b>	<b>7.0-34</b>	<b>3.0-24</b>

**CAREER MISCELLANEOUS STATS**

YEAR	FF	FR	PBU	INT	QBH	BLK
2019	0	0	0	0	0	0
2020	1	0	0	0	0	0
2021	0	0	4	0	0	0
2022	1	1	10	0	1	0
2023	0	1	3	1	0	0
<b>TOTAL</b>	<b>2</b>	<b>2</b>	<b>17</b>	<b>1</b>	<b>1</b>	<b>0</b>

**CAREER HIGHS**

<b>Tackles</b>	10 vs. Ohio St. (2021)
<b>TFLs</b>	2.5 vs. Illinois (2022)
<b>Sacks</b>	1.0 twice
<b>Breakups</b>	2 six times
<b>Interceptions</b>	1 at Illinois (2023)
<b>Blocked FG Ret.</b>	1 (68-yard TD vs. Purdue, 2023)



**HENRY LUTOVSKY #59**

6-6 | 325 | SO. | OL  
CRAWFORDSVILLE, IOWA

**CAREER HONORS**

- 3-Time Nebraska Scholar-Athlete Honor Roll

**CAREER NOTES**

- Played in two games in 2021, becoming the 17th true freshman offensive lineman to play in a game in Nebraska history

**SEASON HIGHLIGHTS**

- Has seen action in seven games with one start
- Played extensively at left guard against Northwestern following an injury to Ethan Piper
- Started at left guard the next week against Purdue

**CAREER STATS**

- **Games:** 21 (2 in 2021; 12 in 2022; 7 in 2023)
- **Starts:** 3 (2 in 2022; 1 in 2023)



**NOURE NOUILI #63**

6-4 | 315 | SR. | OL  
FRANKFURT, GA.

**CAREER HONORS**

- 2-Time Academic All-Big Ten
- 3-Time Nebraska Scholar-Athlete Honor Roll

**PERSONAL NOTES**

- Originally from Frankfurt, Germany, he was an exchange student at Norris High School, 24 miles from Memorial Stadium

**CAREER NOTES**

- Began his career at Colorado State, spending one season with the Rams in 2019
- Played in eight games with seven starts at guard as a true freshman at CSU in 2019
- Joined Nebraska as a walk-on before being placed on scholarship

**SEASON HIGHLIGHTS**

- Started the first seven games at right guard
- Was injured against Northwestern and missed the Purdue game

**CAREER STATS**

- **Games:** 27 (8 in 2019\*; 12 in 2021; 7 in 2023)
- **Starts:** 21 (7 in 2019\*; 7 in 2021; 7 in 2023)

\*at Colorado State



**MARCO ORTIZ #45**

6-6 | 245 | SR. | LS  
RICHMOND, VA.

**CAREER HONORS**

- Nebraska Scholar-Athlete Honor Roll (Spring 2023)

**PERSONAL NOTES**

- Earned his bachelor's degree in health education and behavior from Florida and is on track to earn his master's degree from Nebraska in applied sciences in December

**CAREER NOTES**

- First-year transfer who played in 16 games over five seasons at Florida (2018-22)

**SEASON HIGHLIGHTS**

- Has handled all long-snapping duties in every game

**CAREER STATS**

- **Games:** 24 (1 in 2019\*; 1 in 2020\*; 13 in 2021\*; 1 in 2022\*; 8 in 2023)

\*at Florida



**TEDDY PROCHAZKA #65**

6-10 | 325 | SO. | OL  
ELKHORN, NEB.

**CAREER HONORS**

- 2-Time Nebraska Scholar-Athlete Honor Roll

**CAREER NOTES**

- Suffered a season-ending injury in 2021 & 2022
- Played in five games - with two starts - in 2021 to become the 16th true freshman offensive lineman to play a game in Nebraska history
- Started at left tackle against Northwestern to become only the 2nd true freshman in the modern era of Nebraska football to start a game at left tackle, joining Turner Cororan, who started at left tackle at Rutgers in 2020
- Overall, became just the 7th true freshman offensive lineman to start a game in the modern era of Nebraska football

**SEASON HIGHLIGHTS**

- Sat out the first two games but has returned to play in the last six contests
- Started at Illinois when NU opened with six offensive linemen
- Started at left tackle against Purdue

**CAREER STATS**

- **Games:** 14 (5 in 2021; 3 in 2022; 6 in 2023)
- **Starts:** 8 (2 in 2021; 4 in 2022; 2 in 2023)



**CHUBBA PURDY #12**

6-2 | 210 | SO. | QB  
QUEEN CREEK, ARIZ.

**CAREER HONORS**

- 3-Time Nebraska Scholar-Athlete Honor Roll

**PERSONAL NOTES**

- His brother Brock was a quarterback at Iowa State (2018-21) who is with the San Francisco 49ers
- His father Shawn played baseball at Miami and had an eight-year minor league career

**CAREER NOTES**

- Spent two years at Florida State (2020-21) playing in four games with one start

**SEASON HIGHLIGHTS**

- Has seen limited action in three games
- Came in for one snap at Colorado and had an incomplete third-down pass
- Saw action at quarterback late in the fourth quarter against Northern Illinois
- Led Nebraska's final drive vs. Louisiana Tech

**CAREER PASSING STATS**

YEAR	G/S	CMP-ATT	PCT	YDS	TD	INT
2020*	3/1	27-53	50.9	219	2	1
2021*^	1/0	5-5	100.0	98	2	0
2022	6/2	22-48	45.8	147	0	3
2023	3/0	0-2	0.0	0	0	0
<b>TOTAL</b>	<b>13/3</b>	<b>54-108</b>	<b>50.0</b>	<b>464</b>	<b>4</b>	<b>4</b>

TOTAL OFFENSE: 150 att., 599 yds, 6 TDs

\*at Florida State; ^redshirt season

**CAREER RUSHING STATS**

YEAR	G/S	ATT.	NET	Y/A	Y/G	TD
2020*	3/1	19	57	3.0	19.0	0
2021*^	1/0	1	5	5.0	5.0	0
2022	6/2	24	73	3.0	12.2	2
2023	3/0	0	0	0.0	0.0	0
<b>TOTAL</b>	<b>13/3</b>	<b>44</b>	<b>135</b>	<b>3.1</b>	<b>10.4</b>	<b>2</b>

\*at Florida State; ^redshirt season

**CAREER PASSING HIGHS**

<b>Attempts</b>	23 at NC State (2020)*
<b>Completions</b>	15 at NC State (2020)*
<b>Yards</b>	181 at NC State (2020)*
<b>Touchdowns</b>	2 twice
<b>Long Pass</b>	69 [TD] at NC State (2020)*

\*at Florida State

**CAREER RUSHING HIGHS**

<b>Attempts</b>	12 at NC State (2020)*
<b>Yards</b>	54 at NC State (2020)*
<b>Touchdowns</b>	1 vs. Oklahoma (2022)
<b>Long Rush</b>	21 at NC State (2020)*

\*at Florida State

**CAREER TOTAL OFFENSE HIGHS**

<b>Attempts</b>	35 at NC State (2020)*
<b>Yards</b>	235 at NC State (2020)*
<b>Total Touchdowns</b>	2 twice*

\*at Florida State



**LUKE REIMER**

#4

6-1 | 225 | SR. | LB  
ASHLAND, KAN.

**CAREER HONORS**

- Honorable-Mention All-Big Ten (2021)
- Big Ten Defensive Player of the Week (9/13/21)
- Nebraska Linebacker of the Year (2021)
- 2-Time Academic All-Big Ten
- 5-Time Nebraska Scholar-Athlete Honor Roll

**NEBRASKA RECORDS**

- Tackles in a Big Ten Game (19 vs. Purdue, 2021)

**NEBRASKA CAREER RANKINGS**

- Tackles: 10th (268)

**2023 WATCH LISTS**

- Lombardi Award
- Senior Bowl

**PERSONAL NOTES**

- Earned his degree in business administration
- Attended North Star High School in Lincoln but grew up in Ashland, Kansas

**CAREER SUPERLATIVES**

- Double-Digit Tackle Games: 9

**CAREER NOTES**

- Joined Nebraska as a walk-on but was placed on scholarship prior to the 2020 season
- Ranked in the top 25 nationally in 2021 in tackles per game and solo tackles per game
- 1 of 13 players in school history with 250 career tackles

**SEASON HIGHLIGHTS**

- One of 10 Huskers to earn a single-digit number as one of the team's "toughest" players
- Has played in six games with six starts, missing two games due to a non-football-related illness
- Had five tackles at Minnesota, including a three-yard sack
- Totaled five more tackles at Colorado with a career-high 1.5 sacks
- Recorded two tackles and two quarterback hurries against Northern Illinois
- Made two tackles early against Louisiana Tech before suffering an injury that kept him out of the remainder of the game, including the entire second half
- Returned against Northwestern and recorded six tackles with a 2-yard sack
- Had three tackles vs. Purdue with a 5-yard TFL

**ACTIVE BIG TEN TACKLE LEADERS**

RK.	PLAYER (SCHOOL)	TACKLES
1.	Nick Jackson (Iowa)	419*
2.	Cal Haladay, Michigan St.	275
3.	<b>Luke Reimer (Nebraska)</b>	<b>268</b>
4.	Bryce Gallagher, Northwestern	265
5.	Tommy Eichenberg, Ohio St.	247

\*includes games from previous school

**NEBRASKA CAREER TACKLES**

RK.	PLAYER (YEARS)	TACKLES
1.	Barrett Ruud (2001-04)	432
2.	Jerry Murtaugh (1968-70)	342
3.	Mike Brown (1996-99)	287
4.	Lavonte David (2010-11)	285
5.	Dedrick Young (2005-18)	284
6.	Lee Kunz (1976-78)	276
7.	Nathan Gerry (2013-16)	273
	Clete Pillen (1974-76)	273
9.	Steve Damkroger (1979-82)	269
10.	<b>Luke Reimer (2019-present)</b>	<b>268</b>

**GAME-BY-GAME**

OPPONENT	UT-AT-TT	TFL-YD	SACK-YD
@ Minnesota	4-1-5	1.0-3	1.0-3
@ Colorado	4-1-5	1.5-14	1.5-14
Northern Illinois	1-1-2	0.0-0	0.0-0
Louisiana Tech	1-1-2	0.0-0	0.0-0
Michigan	-Did Not Play-		
@ Illinois	-Did Not Play-		
Northwestern	1-5-6	1.0-2	1.0-2
Purdue	3-0-3	1.0-5	0.0-0
@ Michigan St.			
Maryland			
@ Wisconsin			
Iowa			

**CAREER TACKLE STATS**

YEAR	G/S	UT	AT	TT	TFL-YD	SCK-YD
2019	10/0	7	4	11	1-4	0.0-0
2020	6/5	29	11	40	5.0-18	2.0-12
2021	12/12	60	48	108	6.0-22	1.0-6
2022	10/10	38	48	86	3.5-7	1.0-4
2023	6/6	14	9	23	4.5-24	2.5-17
<b>TOTAL</b>	<b>44/33</b>	<b>148</b>	<b>120</b>	<b>268</b>	<b>19.5-74</b>	<b>6.5-39</b>

**CAREER MISCELLANEOUS STATS**

YEAR	FF	FR	PBU	INT	QBH	BLK
2019	0	1	0	0	0	0
2020	1	0	0	0	0	0
2021	3	0	6	1	3	0
2022	0	0	5	1	1	0
2023	0	0	0	0	2	0
<b>TOTAL</b>	<b>4</b>	<b>1</b>	<b>11</b>	<b>2</b>	<b>6</b>	<b>0</b>

**CAREER HIGHS**

<b>Tackles</b>	19 vs. Purdue (2021)
<b>TFLs</b>	1.5 four times
<b>Sacks</b>	1.5 at Colorado (2023)
<b>Breakups</b>	2 vs. Indiana (2022)
<b>Interceptions</b>	1 twice



**TY ROBINSON**

#9

6-6 | 310 | JR. | DL  
GILBERT, ARIZ.

**CAREER HONORS**

- 3-Time Nebraska Scholar-Athlete Honor Roll

**2023 WATCH LIST**

- Senior Bowl

**PERSONAL NOTES**

- Earned his degree in nutrition and health sciences

**SEASON HIGHLIGHTS**

- One of 10 Huskers to earn a single-digit number as one of the team's "toughest" players
- Has played in every game with seven starts and leads Nebraska with nine quarterback hurries
- Started at Minnesota but was disqualified in the second half due to a targeting penalty
- Had two tackles and a quarterback hurry at Colorado after sitting out the first half
- Recorded two tackles against Northern Illinois, including a half sack
- Totaled three tackles against Louisiana Tech
- Had three tackles vs. No. 2 Michigan with a half TFL
- Finished with three tackles and a career-high three quarterback hurries at Illinois
- Had a half sack and a pass breakup against Northwestern
- Recorded one tackle with two quarterback hurries against Purdue

### ROBINSON GAME-BY-GAME

OPPONENT	UT-AT-TT	TFL-YD	SACK-YD
@ Minnesota	0-0-0	0.0-0	0.0-0
@ Colorado	2-0-2	0.0-0	0.0-0
Northern Illinois	0-2-2	0.5-4	0.5-4
Louisiana Tech	1-2-3	0.0-0	0.0-0
Michigan	0-3-3	0.5-1	0.0-0
@ Illinois	0-3-3	0.0-0	0.0-0
Northwestern	0-1-1	0.5-8	0.5-8
Purdue	0-1-1	0.0-0	0.0-0
@ Michigan St.			
Maryland			
@ Wisconsin			
Iowa			

### CAREER TACKLE STATS

YEAR	G/S	UT	AT	TT	TFL-YD	SCK-YD
2019*	3/0	0	0	0	0.0-0	0.0-0
2020	8/7	5	12	17	2.0-3	0.0-0
2021	12/4	13	14	27	4.0-23	2.0-20
2022	12/12	14	10	24	4.0-17	2.0-14
2023	8/7	3	12	15	1.0-9	0.5-8
<b>TOTAL</b>	<b>43/30</b>	<b>35</b>	<b>48</b>	<b>83</b>	<b>11.0-52</b>	<b>4.5-42</b>

\*redshirt season

### CAREER MISCELLANEOUS STATS

YEAR	FF	FR	PBU	INT	QBH	BLK
2019*	0	0	0	0	0	0
2020	0	0	0	0	2	0
2021	0	0	1	0	1	0
2022	0	0	0	0	0	0
2023	0	0	2	0	9	0
<b>TOTAL</b>	<b>0</b>	<b>0</b>	<b>3</b>	<b>0</b>	<b>12</b>	<b>0</b>

\*redshirt season

### CAREER HIGHS

<b>Tackles</b>	6 vs. Illinois (2022)
<b>TFLs</b>	1.0 seven times
<b>Sacks</b>	1.0 four times
<b>Breakups</b>	1 three times



## PHALEN SANFORD #37

5-11 | 195 | SR. | DB  
BENKELMAN, NEB.

### CAREER HONORS

- Academic All-Big Ten (2020)
- 4-Time Nebraska Scholar-Athlete Honor Roll

### PERSONAL NOTES

- Earned his degree in child, youth and family studies

### CAREER NOTES

- Redshirted in 2018 at Hastings College, where he also competed in track and field
- Played eight-man football in high school

### TOP-3 BIG TEN RANKING

- Forced Fumbles: 2nd (2)

### SEASON HIGHLIGHTS

- Has played in every game with three straight starts
- Has set a career high with 25 tackles
- Made one tackle on punt coverage at Minnesota
- Had one tackle on defense at Colorado
- Totaled three tackles against NIU and downed a punt at the 1-yard line
- Made a tackle on kickoff coverage and punt coverage against Louisiana Tech, forcing a fumble on his punt coverage tackle
- Recorded three tackles against No. 2 Michigan
- Started at safety at Illinois to mark his first career start
- Finished with a career-high six tackles, and he forced a fumble that led to a Husker takeaway
- Started against Northwestern and had three tackles and his first career pass breakup
- Started vs. Purdue and tied his career high with six tackles, including a 3-yard TFL for his first career tackle for loss

### GAME-BY-GAME

OPPONENT	UT-AT-TT	TFL-YD	PBU	INT
@ Minnesota	0-1-1	0.0-0	0	0
@ Colorado	1-0-1	0.0-0	0	0
Northern Illinois	2-1-3	0.0-0	0	0
Louisiana Tech	2-0-2	0.0-0	0	0
Michigan	1-2-3	0.0-0	0	0
@ Illinois	3-3-6	0.0-0	0	0
Northwestern	1-2-3	0.0-0	1	0
Purdue	3-3-6	0.5-3	0	0
@ Michigan St.				
Maryland				
@ Wisconsin				
Iowa				

### CAREER TACKLE STATS

YEAR	G/S	UT	AT	TT	TFL-YD	SCK-YD
2018	Redshirt (at Hastings College)					
2019	-Did Not Play-					
2020	5/0	0	0	0	0.0-0	0.0-0
2021	12/0	2	1	3	0.0-0	0.0-0
2022	12/0	8	4	12	0.0-0	0.0-0
2023	8/3	13	12	25	0.5-3	0.0-0
<b>TOTAL</b>	<b>37/3</b>	<b>23</b>	<b>17</b>	<b>40</b>	<b>0.5-3</b>	<b>0.0-0</b>

### CAREER MISCELLANEOUS STATS

YEAR	FF	FR	PBU	INT	QBH	BLK
2018	Redshirt (at Hastings College)					
2019	0	0	0	0	0	0
2020	0	0	0	0	0	0
2021	0	0	0	0	0	0
2022	0	0	0	0	0	1
2023	2	0	1	0	0	0
<b>TOTAL</b>	<b>2</b>	<b>0</b>	<b>1</b>	<b>0</b>	<b>0</b>	<b>1</b>

### CAREER HIGHS

<b>Tackles</b>	6 twice
<b>TFLs</b>	0.5 vs. Purdue (2023)
<b>Sacks</b>	none
<b>Breakups</b>	1 vs. Northwestern (2023)
<b>Blocked Punt</b>	1 at Purdue (2022)



**BEN SCOTT** #66

6-5 | 305 | JR. | OL  
HONOLULU, HAWAII

**CAREER HONORS**

- Nebraska Scholar-Athlete Honor Roll (Spring 2023)

**2023 WATCH LISTS**

- Rimington Trophy
- Senior Bowl

**PERSONAL NOTES**

- Earned his degree in biological sciences at Arizona State

**CAREER NOTES**

- First-year transfer who started 28 games at Arizona State from 2020-22
- Started 17 games at right tackle at ASU before his final 11 starts were at center

**SEASON HIGHLIGHTS**

- Has played in every game with seven starts at center
- Made his 30th career start at Colorado
- Made his 35th career start vs. Northwestern

**CAREER STATS**

- **Games:** 36 (4 in 2020\*; 13 in 2021\*; 11 in 2022\*; 8 in 2023)
- **Starts:** 35 (4 in 2020\*; 13 in 2021\*; 11 in 2022\*; 7 in 2023)

\*at Arizona State



**MJ SHERMAN** #48

6-3 | 250 | JR. | LB  
BALTIMORE, MD.

**CAREER HONORS**

- Nebraska Scholar-Athlete Honor Roll (Spring 2023)

**CAREER NOTES**

- First-year transfer who played in 39 games at Georgia from 2020-22
- Recorded 15 tackles, 1.0 TFL and 0.5 sacks as a Bulldog
- Played in every game of Georgia's 2021 & 2022 national championship seasons

**SEASON HIGHLIGHTS**

- Has played in every game with three starts
- Had a career-high three tackles in his Husker debut at Minnesota
- Made one solo tackle at Colorado
- Had a nine-yard sack against Northern Illinois
- Made his first career start against No. 2 Michigan and recorded two tackles
- Started his second straight game at Illinois and tied his career high with three tackles
- Started his third consecutive game against Northwestern and had one tackle
- Finished with two tackles against Purdue with a 5-yard half sack

**GAME-BY-GAME**

OPPONENT	UT-AT-TT	TFL-YD	SACK-YD
@ Minnesota	2-1-3	0.0-0	0.0-0
@ Colorado	1-0-1	0.0-0	0.0-0
Northern Illinois	1-0-1	1.0-9	1.0-9
Louisiana Tech	0-0-0	0.0-0	0.0-0
Michigan	0-2-2	0.0-0	0.0-0
@ Illinois	2-1-3	0.0-0	0.0-0
Northwestern	0-1-1	0.0-0	0.0-0
Purdue	0-2-2	0.5-5	0.5-5
@ Michigan St.			
Maryland			
@ Wisconsin			
Iowa			

**CAREER TACKLE STATS**

YEAR	G/S	UT	AT	TT	TFL-YD	SCK-YD
2020*	9/0	2	0	2	0.0-0	0.0-0
2021*	15/0	1	7	8	0.5-3	0.0-0
2022*	15/0	4	1	5	0.5-5	0.5-5
2023	8/3	6	7	13	1.5-14	1.5-14
<b>TOTAL</b>	<b>47/3</b>	<b>13</b>	<b>15</b>	<b>28</b>	<b>2.5-22</b>	<b>2.0-19</b>

\*at Georgia

**CAREER MISCELLANEOUS STATS**

YEAR	FF	FR	PBU	INT	QBH	BLK
2020*	0	0	0	0	0	0
2021*	0	0	0	0	0	0
2022*	0	0	0	0	0	0
2023	0	0	0	0	1	0
<b>TOTAL</b>	<b>0</b>	<b>0</b>	<b>0</b>	<b>0</b>	<b>1</b>	<b>0</b>

\*at Georgia

**CAREER HIGHS**

<b>Tackles</b>	3	twice
<b>TFLs</b>	1.0	vs. Northern Illinois (2023)
<b>Sacks</b>	1.0	vs. Northern Illinois (2023)
<b>Breakups</b>	none	





**JEFF  
SIMS**

**#7**

**6-4 | 220 | JR. | QB  
JACKSONVILLE, FLA.**

**CAREER HONORS**

- 2-Time ACC Rookie of the Week (2020 at Georgia Tech)

**2023 WATCH LIST**

- Davey O'Brien Award

**CAREER NOTES**

- First-year transfer from Georgia Tech
- Started 23 games at Georgia Tech and threw for 4,464 yards and 30 touchdowns with 1,152 rushing yards and 11 scores
- 1 of 19 active FBS players with 4,000 career passing yards and 1,000 career rushing yards

**SEASON HIGHLIGHTS**

- Has played in four games with two starts
- Started the first two games before suffering an injury
- Accounted for 205 yards of total offense at Minnesota, rushing for a game-high 91 yards and throwing for 114 yards and one touchdown
- Had 173 total yards at Colorado before being injured, including a 57-yard touchdown run that was the longest rush of his career
- Missed the Northern Illinois game due to injury
- Returned at less than 100% against Louisiana Tech, taking one snap after Heinrich Haarberg had to sit out a play following his helmet coming off
- Saw action for one series in the fourth quarter against Purdue

**PASSING GAME-BY-GAME**

OPPONENT	COMP-ATT	YDS	TD	INT
@ Minnesota	11-19	114	1	3
@ Colorado	9-15	106	0	1
Northern Illinois	-Did Not Play-			
Louisiana Tech	0-0	0	0	0
Michigan	-Did Not Play-			
@ Illinois	-Did Not Play-			
Northwestern	-Did Not Play-			
Purdue	0-0	0	0	0
@ Michigan St.				
Maryland				
@ Wisconsin				
Iowa				

**RUSHING GAME-BY-GAME**

OPPONENT	ATT.	YDS	TD	LONG
@ Minnesota	19	91	0	26
@ Colorado	10	67	1	57
Northern Illinois	-Did Not Play-			
Louisiana Tech	1	-2	0	-2
Michigan	-Did Not Play-			
@ Illinois	-Did Not Play-			
Northwestern	-Did Not Play-			
Purdue	2	0	0	3
@ Michigan St.				
Maryland				
@ Wisconsin				
Iowa				

**TOTAL OFFENSE GAME-BY-GAME**

OPPONENT	ATT.	RUSH	PASS	TOTAL
@ Minnesota	38	91	114	205
@ Colorado	25	67	106	173
Northern Illinois	-Did Not Play-			
Louisiana Tech	1	-2	0	-2
Michigan	-Did Not Play-			
@ Illinois	-Did Not Play-			
Northwestern	-Did Not Play-			
Purdue	2	3	0	3
@ Michigan St.				
Maryland				
@ Wisconsin				
Iowa				

**CAREER SUPERLATIVES**

250-Yard Passing Games	9
300-Yard Passing Games	3
300-Yard Total Offense Games	8
Games with 2+ TD Passes	9
Games with 3+ TD Passes	3
Games with 4+ TD Passes	0
Games with 2+ Total TDs	13
Games with 3+ Total TDs	7
Games with 4+ Total TDs	2

**CAREER PASSING STATS**

YEAR	G/S	CMP-ATT	PCT	YDS	TD	INT
2020*	10/10	141-257	54.9	1,881	13	13
2021*	7/6	113-188	60.1	1,468	12	7
2022*	7/7	110-188	58.5	1,115	5	3
2023	4/2	20-34	58.8	220	1	4
<b>TOTAL</b>	<b>28/25</b>	<b>384-667</b>	<b>57.6</b>	<b>4,684</b>	<b>31</b>	<b>27</b>

\*at Georgia Tech

**TOTAL OFFENSE:** 976 att., 5,992 yds, 42 TDs  
**RECEIVING:** 1 rec., 1 yd, 0 TDs

**CAREER RUSHING STATS**

YEAR	G/S	ATT.	NET	Y/A	Y/G	TD
2020*	10/10	120	492	4.1	49.2	6
2021*	7/6	70	372	5.3	53.1	4
2022*	7/7	87	288	3.3	41.1	1
2023	4/2	32	156	4.9	39.0	1
<b>TOTAL</b>	<b>28/25</b>	<b>309</b>	<b>1,308</b>	<b>4.2</b>	<b>46.7</b>	<b>12</b>

\*at Georgia Tech

**CAREER PASSING HIGHS**

Attempts	44 at Virginia (2021)*
Completions	27 at Virginia (2021)*
Yards	359 vs. Pittsburgh (2021)*
Touchdowns	3 three times*
Long Pass	77 [TD] at Duke (2021)*

\*at Georgia Tech

**CAREER RUSHING HIGHS**

Attempts	19 twice
Yards	128 vs. North Carolina (2021)*
Touchdowns	3 vs. North Carolina (2021)*
Long Rush	57 [TD] at Colorado (2023)

\*at Georgia Tech

**CAREER TOTAL OFFENSE HIGHS**

Attempts	54 at Virginia (2021)*
Yards	397 vs. Pittsburgh (2021)*
Total Touchdowns	4 twice*

\*at Georgia Tech



**DESHON SINGLETON #8**

6-3 | 205 | JR. | DB  
AMITE, LA.

**CAREER HONORS**

- Nebraska Scholar-Athlete Honor Roll (Spring 2023)

**CAREER NOTES**

- In his second season at Nebraska after the 2021 season at Hutchinson (Kan.) CC

**SEASON HIGHLIGHTS**

- One of 10 Huskers to earn a single-digit number as one of the team's "toughest" players
- Has started each of the five games he's played
- Made his first career start at Minnesota and tied for the team lead with a career-high seven tackles while breaking up one pass
- Recorded three solo tackles at Colorado, including a two-yard TFL for his first career tackle for loss
- Had two tackles against Northern Illinois
- Tied his career high with seven tackles against Louisiana Tech and set a career high with 1.5 tackles for loss
- Was injured on the opening series against Michigan and did not return
- Missed the Illinois, Northwestern and Purdue games due to injury

**GAME-BY-GAME**

OPPONENT	UT-AT-TT	TFL-YD	PBU	INT
@ Minnesota	2-5-7	0.0-0	1	0
@ Colorado	3-0-3	1.0-2	0	0
Northern Illinois	0-2-2	0.0-0	0	0
Louisiana Tech	3-4-7	1.5-1	0	0
Michigan	0-0-0	0.0-0	0	0
@ Illinois	-Did Not Play-			
Northwestern	-Did Not Play-			
Purdue	-Did Not Play-			
@ Michigan St.				
Maryland				
@ Wisconsin				
Iowa				

**CAREER TACKLE STATS**

YEAR	G/S	UT	AT	TT	TFL-YD	SCK-YD
2022	12/0	1	2	3	0.0-0	0.0-0
2023	5/5	8	11	19	2.5-3	0.0-0
<b>TOTAL</b>	<b>17/5</b>	<b>9</b>	<b>13</b>	<b>22</b>	<b>2.5-3</b>	<b>0.0-0</b>

**CAREER MISCELLANEOUS STATS**

YEAR	FF	FR	PBU	INT	QBH	BLK
2022	0	0	0	0	0	0
2023	0	0	1	0	0	0
<b>TOTAL</b>	<b>0</b>	<b>0</b>	<b>1</b>	<b>0</b>	<b>0</b>	<b>0</b>

**CAREER HIGHS**

<b>Tackles</b>	7	twice
<b>TFLs</b>	1.5	vs. Louisiana Tech (2023)
<b>Sacks</b>	none	
<b>Breakups</b>	1	at Minnesota (2023)



**PRINCEWILL UMANMIELEN #18**

6-4 | 240 | FR. | LB  
AUSTIN, TEXAS

**CAREER HONORS**

- Nebraska Scholar-Athlete Honor Roll (Spring 2023)

**PERSONAL NOTES**

- Has a brother, Princely, who is a defensive linemen at Florida, and a brother, Prince, who was a defensive lineman at Tarleton State

**SEASON HIGHLIGHTS**

- Has played in every game with one start
- Had one solo tackle and a quarterback hurry in his debut at Minnesota
- Added another solo tackle at Colorado
- Had his first multi-tackle game with two stops against Northern Illinois
- Recorded one tackle against No. 2 Michigan
- Had a half tackle for loss at Illinois
- Set a career high with seven tackles, 2.0 tackles for loss and 1.0 sack against Northwestern
- Made his first career start against Purdue and recorded two tackles with a 2-yard TFL

**GAME-BY-GAME**

OPPONENT	UT-AT-TT	TFL-YD	SACK-YD
@ Minnesota	1-0-1	0.0-0	0.0-0
@ Colorado	1-0-1	0.0-0	0.0-0
Northern Illinois	0-2-2	0.0-0	0.0-0
Louisiana Tech	0-0-0	0.0-0	0.0-0
Michigan	0-1-1	0.0-0	0.0-0
@ Illinois	0-1-1	0.5-2	0.0-0
Northwestern	3-4-7	2.0-6	1.0-5
Purdue	2-0-2	1.0-2	0.0-0
@ Michigan St.			
Maryland			
@ Wisconsin			
Iowa			

**CAREER TACKLE STATS**

YEAR	G/S	UT	AT	TT	TFL-YD	SCK-YD
2023	8/1	7	8	15	3.5-10	1.0-5

**CAREER MISCELLANEOUS STATS**

YEAR	FF	FR	PBU	INT	QBH	BLK
2023	0	0	0	0	4	0

**CAREER HIGHS**

<b>Tackles</b>	7	vs. Northwestern (2023)
<b>TFLs</b>	2.0	vs. Northwestern (2023)
<b>Sacks</b>	1.0	vs. Northwestern (2023)
<b>Breakups</b>	none	



**RILEY VAN POPPEL #94**

6-5 | 275 | FR. | DL  
ARGYLE, TEXAS

**PERSONAL NOTES**

- His father, Todd, was a first-round pick in the 1990 MLB Draft who went on to pitch for 11 years in the majors (359 appearances, 98 starts)

**SEASON HIGHLIGHTS**

- Has played in seven games as a true freshman
- Recorded his first career tackle by splitting a five-yard sack at Colorado
- Made one tackle against No. 2 Michigan
- Totaled one tackle at Illinois

**GAME-BY-GAME**

OPPONENT	UT-AT-TT	TFL-YD	SACK-YD
@ Minnesota	-Did Not Play-		
@ Colorado	0-1-1	0.5-5	0.5-5
Northern Illinois	0-0-0	0.0-0	0.0-0
Louisiana Tech	0-0-0	0.0-0	0.0-0
Michigan	1-0-1	0.0-0	0.0-0
@ Illinois	0-1-1	0.0-0	0.0-0
Northwestern	0-0-0	0.0-0	0.0-0
Purdue	0-0-0	0.0-0	0.0-0
@ Michigan St.			
Maryland			
@ Wisconsin			
Iowa			

**CAREER TACKLE STATS**

YEAR	G/S	UT	AT	TT	TFL-YD	SCK-YD
2023	7/0	1	2	3	0.5-5	0.5-5

**CAREER MISCELLANEOUS STATS**

YEAR	FF	FR	PBU	INT	QBH	BLK
2023	0	0	0	0	0	0

**CAREER HIGHS**

<b>Tackles</b>	1	three times
<b>TFLs</b>	0.5	at Colorado (2023)
<b>Sacks</b>	0.5	at Colorado (2023)
<b>Breakups</b>	none	



**JAVIN  
WRIGHT** #33

**6-5 | 215 | JR. | LB  
CHANDLER, ARIZ.**

#### PERSONAL NOTES

- His father Toby was a two-year letterwinner for Nebraska (1992-93) before playing six seasons in the NFL
- Earned his degree in sports media and communication

#### SEASON HIGHLIGHTS

- Has played in every game and recorded 29 tackles after entering the year with seven career tackles
- Made four tackles at Minnesota
- Had one tackle at Colorado
- Recorded four tackles against Northern Illinois and intercepted a pass that set up a short 35-yard Nebraska touchdown drive
- Had five tackles against Louisiana Tech with his first career pass breakup
- Recorded a career-high seven tackles against No. 2 Michigan with a pass breakup for the second straight game
- Totaled four tackles at Illinois
- Made four tackles with a half tackle for loss against Northwestern

#### GAME-BY-GAME

OPPONENT	UT-AT-TT	TFL-YD	SACK-YD
@ Minnesota	3-1-4	0.0-0	0.0-0
Colorado	0-1-1	0.0-0	0.0-0
Northern Illinois	1-3-4	0.0-0	0.0-0
Louisiana Tech	2-3-5	0.0-0	0.0-0
Michigan	4-3-7	0.0-0	0.0-0
@ Illinois	2-2-4	0.0-0	0.0-0
Northwestern	0-4-4	0.5-1	0.0-0
Purdue	0-0-0	0.0-0	0.0-0
@ Michigan St.			
Maryland			
@ Wisconsin			
Iowa			

#### CAREER TACKLE STATS

YEAR	G/S	UT	AT	TT	TFL-YD	SCK-YD
2019*	1/0	0	0	0	0.0-0	0.0-0
2020	Did Not Play					
2021	2/0	0	1	1	0.0-0	0.0-0
2022	10/1	3	3	6	0.0-0	0.0-0
2023	8/0	12	17	29	0.5-1	0.0-0
<b>TOTAL</b>	<b>21/1</b>	<b>15</b>	<b>21</b>	<b>36</b>	<b>0.5-1</b>	<b>0.0-0</b>

\*redshirt season

#### CAREER MISCELLANEOUS STATS

YEAR	FF	FR	PBU	INT	QBH	BLK
2019*	0	0	0	0	0	0
2020	Did Not Play					
2021	0	0	0	0	0	0
2022	0	0	0	0	0	1
2023	0	0	2	1	0	0
<b>TOTAL</b>	<b>0</b>	<b>0</b>	<b>2</b>	<b>1</b>	<b>0</b>	<b>1</b>

\*redshirt season

#### CAREER HIGHS

<b>Tackles</b>	7 vs. Michigan (2023)
<b>TFLs</b>	0.5 vs. Northwestern (2023)
<b>Sacks</b>	none
<b>Breakups</b>	1 twice (2023)
<b>Interceptions</b>	1 vs. Northern Illinois (2023)
<b>Blocked Punts</b>	1 vs. North Dakota (2022)

## 2023 NEBRASKA TEAM STATS

### Team Statistics

	NEBR	OPP
<b>Scoring</b>	<b>162</b>	<b>149</b>
Points per game	20.3	18.6
Points Off Turnovers	20	50
<b>First Downs</b>	<b>132</b>	<b>136</b>
Rushing	77	42
Passing	46	81
Penalty	9	13
<b>Rushing Yardage</b>	<b>1521</b>	<b>632</b>
Yards gained rushing	1761	873
Yards lost rushing	240	241
Rushing attempts	327	239
Average per rush	4.7	2.6
Average per game	190.1	79.0
TDs Rushing	12	6
<b>Passing Yardage</b>	<b>1058</b>	<b>1758</b>
Comp-Att-Int	84-160-8	174-292-7
Average per pass	6.6	6.0
Average per catch	12.6	10.1
Average per game	132.3	219.8
TDs Passing	8	10
<b>Total offense</b>	<b>2579</b>	<b>2390</b>
Total plays	487	531
Average per play	5.3	4.5
Average per game	322.4	298.8
<b>Kick returns: #-Yards</b>	<b>13-302</b>	<b>10-174</b>
<b>Punt returns: #-Yards</b>	<b>8-20</b>	<b>13-90</b>
<b>Int returns: #-Yards</b>	<b>7-67</b>	<b>8-25</b>
<b>Kick return average</b>	<b>23.2</b>	<b>17.4</b>
<b>Punt return average</b>	<b>2.5</b>	<b>6.9</b>
<b>Int return average</b>	<b>9.6</b>	<b>3.1</b>
<b>Fumbles-Lost</b>	<b>24-11</b>	<b>12-3</b>
<b>Penalties-Yards</b>	<b>47-399</b>	<b>48-414</b>
Average per game	49.9	51.8
<b>Punts-Yards</b>	<b>38-1599</b>	<b>44-1853</b>
Average per punt	42.1	42.1
Net punt average	39.2	39.7
<b>Kickoffs-Yards</b>	<b>31-1867</b>	<b>31-1978</b>
Average per kick	60.2	63.8
Net kick average	40.3	39.5
<b>Time of possession / game</b>	<b>31:05</b>	<b>28:55</b>
<b>3rd-down conversion</b>	<b>38/99</b>	<b>44/121</b>
3rd-down pct	38%	36%
<b>4th-down conversion</b>	<b>4/9</b>	<b>6/16</b>

	<b>NEBR</b>	<b>OPP</b>
4th-down pct	44%	38%
<b>Sacks by-Yards</b>	<b>25-171</b>	<b>17-123</b>
<b>Misc Yards</b>	<b>0</b>	<b>0</b>
<b>Touchdowns scored</b>	<b>21</b>	<b>17</b>
<b>Field goals - attempts</b>	<b>5-9</b>	<b>10-14</b>
<b>On-Side kicks</b>	<b>1-2</b>	<b>0-2</b>
<b>Red-zone scores</b>	<b>(14-22) 64%</b>	<b>(20-23) 87%</b>
<b>Red-zone touchdowns</b>	<b>(11-22) 50%</b>	<b>(11-23) 48%</b>
<b>PAT-attempts</b>	<b>(21-21) 100%</b>	<b>(13-13) 100%</b>
<b>2-point conversion-attempts</b>	<b>(0-0) 0%</b>	<b>(2-4) 50%</b>
<b>Attendance</b>	<b>434602</b>	<b>153573</b>
Games / Avg per game	5/86920	3/51191
Neutral site games	-	0/0

### Score by Periods

Team	1st	2nd	3rd	4th	OT	TOT
Nebraska	13	49	38	62	0	162
Opponents	20	47	17	65	0	149

## 2023 NEBRASKA TEAM RESULTS

### Team Results

	<b>Date</b>	<b>Opponent</b>		<b>Score</b>	<b>Overall</b>	<b>Conf</b>	<b>Time</b>	<b>Attend</b>
*	08/31/2023	at Minnesota	L	10-13	0-1	0-1	3:27	53629
	09/09/2023	at Colorado	L	14-36	0-2	0-1	3:27	53241
	09/16/2023	NIU	W	35-11	1-2	0-1	3:19	86875
	09/23/2023	Louisiana Tech	W	28-14	2-2	0-1	3:18	87115
*	09/30/2023	Michigan	L	7-45	2-3	0-2	2:59	87134
*	10/06/2023	at Illinois	W	20-7	3-3	1-2	3:49	46703
*	10/21/2023	Northwestern	W	17-9	4-3	2-2	2:59	86769
*	10/28/2023	Purdue	W	31-14	5-3	3-2	3:36	86709

## 2023 NEBRASKA INDIVIDUAL STATS

### Rushing

Player	gp	att	gain	loss	net	avg	td	lg	avg/g
Heinrich Haarberg	8	104	565	119	446	4.3	4	72	55.8
Anthony Grant	7	76	330	10	320	4.2	3	34	45.7
Gabe Ervin Jr.	3	38	204	8	196	5.2	1	27	65.3
Emmett Johnson	8	36	193	0	193	5.4	1	28	24.1
Jeff Sims	4	32	210	54	156	4.9	1	57	39.0
Josh Fleeks	6	8	106	8	98	12.3	1	74	16.3
Rahmir Johnson	3	12	78	13	65	5.4	0	44	21.7
Trevin Luben	2	3	29	0	29	9.7	0	18	14.5
Billy Kemp	7	2	13	0	13	6.5	1	9	1.9
Timmy Bleekrode	2	1	10	0	10	10.0	0	10	5.0
Jaylen Lloyd	6	2	10	0	10	5.0	0	9	1.7
Janiran Bonner	8	3	7	0	7	2.3	0	3	0.9
Maurice Mazzccua	1	1	6	0	6	6.0	0	6	6.0
Luke Lindenmeyer	8	1	0	2	-2	-2.0	0	0	-0.3
Tommi Hill	8	1	0	5	-5	-5.0	0	0	-0.6
Team	8	7	0	21	-21	-3.0	0	0	-2.6
<b>Total</b>	<b>8</b>	<b>327</b>	<b>1761</b>	<b>240</b>	<b>1521</b>	<b>4.7</b>	<b>12</b>	<b>74</b>	<b>190.1</b>
<b>Opponents</b>	<b>8</b>	<b>239</b>	<b>873</b>	<b>241</b>	<b>632</b>	<b>2.6</b>	<b>6</b>	<b>39</b>	<b>79.0</b>

### Passing

Player	gp	effic	comp-att-int	pct	yds	td	lg	avg/g
Heinrich Haarberg	8	120.6	64-124-4	51.6	838	7	73	104.8
Jeff Sims	4	99.4	20-34-4	58.8	220	1	34	55.0
Chubba Purdy	3	0.0	0-2-0	0.0	0	0	0	0.0
<b>Total</b>	<b>8</b>	<b>114.5</b>	<b>84-160-8</b>	<b>52.5</b>	<b>1058</b>	<b>8</b>	<b>73</b>	<b>132.3</b>
<b>Opponents</b>	<b>8</b>	<b>116.7</b>	<b>174-292-7</b>	<b>59.6</b>	<b>1758</b>	<b>10</b>	<b>66</b>	<b>219.8</b>

### Receiving

Player	gp	no.	yds	avg	td	lg	avg/g
Billy Kemp	7	21	216	10.3	1	34	30.9
Thomas Fidone II	8	16	176	11.0	4	29	22.0
Marcus Washington	6	8	176	22.0	0	56	29.3
Alex Bullock	8	8	134	16.8	1	34	16.8
Nate Boerkircher	8	5	51	10.2	0	17	6.4
Josh Fleeks	6	4	30	7.5	0	23	5.0
Rahmir Johnson	3	3	9	3.0	0	6	3.0
Anthony Grant	7	3	12	4.0	0	9	1.7
Gabe Ervin Jr.	3	2	20	10.0	0	12	6.7
Heinrich Haarberg	8	2	12	6.0	0	10	1.5
Ty Hahn	8	2	29	14.5	0	21	3.6
Emmett Johnson	8	2	20	10.0	0	13	2.5
Malachi Coleman	7	2	49	24.5	1	44	7.0
Jaidyn Doss	3	2	20	10.0	0	16	6.7
Jaylen Lloyd	6	2	92	46.0	1	73	15.3
Isaiah Garcia-Castaneda	1	1	7	7.0	0	7	7.0
Janiran Bonner	8	1	5	5.0	0	5	0.6
<b>Total</b>	<b>8</b>	<b>84</b>	<b>1058</b>	<b>12.6</b>	<b>8</b>	<b>73</b>	<b>132.3</b>
<b>Opponents</b>	<b>8</b>	<b>174</b>	<b>1758</b>	<b>10.1</b>	<b>10</b>	<b>66</b>	<b>219.8</b>

### Punt Returns

Player	no.	yds	avg	td	lg
Billy Kemp	5	19	3.8	0	8
Alex Bullock	2	0	0.0	0	1
Tommi Hill	1	1	1.0	0	1
<b>Total</b>	<b>8</b>	<b>20</b>	<b>2.5</b>	<b>0</b>	<b>8</b>
<b>Opponents</b>	<b>13</b>	<b>90</b>	<b>6.9</b>	<b>0</b>	<b>30</b>

### Interceptions

Player	no.	yds	avg	td	lg
Tommi Hill	3	13	4.3	0	7
Javin Wright	1	12	12.0	0	12
Quinton Newsome	1	39	39.0	0	39
Omar Brown	1	0	0.0	0	0
Isaac Gifford	1	3	3.0	0	3
<b>Total</b>	<b>7</b>	<b>67</b>	<b>9.6</b>	<b>0</b>	<b>39</b>
<b>Opponents</b>	<b>8</b>	<b>25</b>	<b>3.1</b>	<b>0</b>	<b>14</b>

### Kick Returns

Player	no.	yds	avg	td	lg
Tommi Hill	6	144	24.0	0	36
Rahmir Johnson	3	102	34.0	0	63
Garrett Snodgrass	1	19	19.0	0	19
Alex Bullock	1	22	22.0	0	22
Emmett Johnson	1	15	15.0	0	15
Barret Liebentritt	1	0	0.0	0	0
<b>Total</b>	<b>13</b>	<b>302</b>	<b>23.2</b>	<b>0</b>	<b>63</b>
<b>Opponents</b>	<b>10</b>	<b>174</b>	<b>17.4</b>	<b>0</b>	<b>25</b>

### Fumble Returns

Player	no.	yds	avg	td	lg
Tommi Hill	1	10	10.0	0	10
Quinton Newsome	1	0	0.0	0	0
Sua Lefotu	1	0	0.0	0	0
<b>Total</b>	<b>3</b>	<b>10</b>	<b>3.3</b>	<b>0</b>	<b>10</b>
<b>Opponents</b>	<b>11</b>	<b>60</b>	<b>5.5</b>	<b>1</b>	<b>55</b>

## 2023 INDIVIDUAL STATISTICS

### Scoring

Player	td	fg	PAT						pts
			kick	rush	rcv	pass	dxp	saf	
Tristan Alvano	-	5-9	21-21	-	-	-	-	-	36
Thomas Fidone II	4	-	-	-	-	-	-	-	24
Heinrich Haarberg	4	-	-	-	-	-	-	-	24
Anthony Grant	3	-	-	-	-	-	-	-	18
Billy Kemp	2	-	-	-	-	-	-	-	12
Josh Fleeks	1	-	-	-	-	-	-	-	6
Quinton Newsome	1	-	-	-	-	-	-	-	6
Jeff Sims	1	-	-	-	-	-	-	-	6
Alex Bullock	1	-	-	-	-	-	-	-	6
Gabe Ervin Jr.	1	-	-	-	-	-	-	-	6
Emmett Johnson	1	-	-	-	-	-	-	-	6
Malachi Coleman	1	-	-	-	-	-	-	-	6
Jaylen Lloyd	1	-	-	-	-	-	-	-	6
<b>Total</b>	<b>21</b>	<b>5-9</b>	<b>21-21</b>	<b>0</b>	<b>0</b>	<b>0</b>	<b>0</b>	<b>0</b>	<b>162</b>
<b>Opponents</b>	<b>17</b>	<b>10-14</b>	<b>13-13</b>	<b>0</b>	<b>2</b>	<b>2</b>	<b>0</b>	<b>0</b>	<b>149</b>

### Total Offense

Player	g	plays	rush	pass	total	avg/g
Heinrich Haarberg	8	228	446	838	1284	160.5
Jeff Sims	4	66	156	220	376	94.0
Anthony Grant	7	76	320	0	320	45.7
Gabe Ervin Jr.	3	38	196	0	196	65.3
Emmett Johnson	8	36	193	0	193	24.1
Josh Fleeks	6	8	98	0	98	16.3
Rahmir Johnson	3	12	65	0	65	21.7
Trevin Luben	2	3	29	0	29	14.5
Billy Kemp	7	2	13	0	13	1.9
Timmy Bleekrode	2	1	10	0	10	5.0
Jaylen Lloyd	6	2	10	0	10	1.7
Janiran Bonner	8	3	7	0	7	0.9
Maurice Mazzccua	1	1	6	0	6	6.0
Luke Lindenmeyer	8	1	-2	0	-2	-0.3
Tommi Hill	8	1	-5	0	-5	-0.6
Team	8	0	-21	0	-21	-2.6
<b>Total</b>	<b>8</b>	<b>487</b>	<b>1521</b>	<b>1058</b>	<b>2579</b>	<b>322.4</b>
<b>Opponents</b>	<b>8</b>	<b>531</b>	<b>632</b>	<b>1758</b>	<b>2390</b>	<b>298.8</b>

### Field Goals

Player	fg	pct.	01-19	20-29	30-39	40-49	50-99	lg	blk
Tristan Alvano	5-9	55.6	0-0	1-1	2-3	1-4	1-1	55	0
<b>Opponents</b>	<b>10-14</b>	<b>71.4</b>	<b>0-0</b>	<b>1-1</b>	<b>7-8</b>	<b>2-2</b>	<b>0-3</b>	<b>47</b>	<b>1</b>

### FG Sequence

Team Name	Nebraska	Opponents
Minnesota	(27)	(34),54,(47)
Purdue	(55)	37
Colorado	45	(31),(32),(30)
Louisiana Tech	41	
Michigan	40	(30)
Illinois	(31),(32),36	55
Northwestern	(47)	(45),(37),54,(25)
NIU		(30)

Numbers in parentheses indicate field goal was made

### All Purpose

Player	g	rush	rcv	pr	kr	ir	total	avg/g
Heinrich Haarberg	8	446	12	0	0	0	458	57.3
Anthony Grant	7	320	12	0	0	0	332	47.4
Billy Kemp	7	13	216	19	0	0	248	35.4
Emmett Johnson	8	193	20	0	15	0	228	28.5
Gabe Ervin Jr.	3	196	20	0	0	0	216	72.0
Rahmir Johnson	3	65	9	0	102	0	176	58.7
Marcus Washington	6	0	176	0	0	0	176	29.3
Thomas Fidone II	8	0	176	0	0	0	176	22.0
Jeff Sims	4	156	0	0	0	0	156	39.0
Alex Bullock	8	0	134	0	22	0	156	19.5
Tommi Hill	8	-5	0	1	144	13	153	19.1
Josh Fleeks	6	98	30	0	0	0	128	21.3
Jaylen Lloyd	6	10	92	0	0	0	102	17.0
Nate Boerkircher	8	0	51	0	0	0	51	6.4
Malachi Coleman	7	0	49	0	0	0	49	7.0
Quinton Newsome	8	0	0	0	0	39	39	4.9
Ty Hahn	8	0	29	0	0	0	29	3.6
Trevin Luben	2	29	0	0	0	0	29	14.5
Jaidyn Doss	3	0	20	0	0	0	20	6.7
Garrett Snodgrass	8	0	0	0	19	0	19	2.4
Javin Wright	8	0	0	0	0	12	12	1.5
Janiran Bonner	8	7	5	0	0	0	12	1.5
Timmy Bleekrode	2	10	0	0	0	0	10	5.0
Isaiah Garcia-Castaneda	1	0	7	0	0	0	7	7.0
Maurice Mazzccua	1	6	0	0	0	0	6	6.0
Isaac Gifford	8	0	0	0	0	3	3	0.4
Luke Lindenmeyer	8	-2	0	0	0	0	-2	-0.3
Team	8	-21	0	0	0	0	-21	-2.6
<b>Total</b>	<b>8</b>	<b>1521</b>	<b>1058</b>	<b>20</b>	<b>302</b>	<b>67</b>	<b>2968</b>	<b>371.0</b>
<b>Opponents</b>	<b>8</b>	<b>632</b>	<b>1758</b>	<b>90</b>	<b>174</b>	<b>25</b>	<b>2679</b>	<b>334.9</b>

### Punting

Player	no.	yds	avg	lg	tb	fc	i20	50+	blk
Brian Buschini	38	1599	42.1	60	1	12	16	6	0
<b>Total</b>	<b>38</b>	<b>1599</b>	<b>42.1</b>	<b>60</b>	<b>1</b>	<b>12</b>	<b>16</b>	<b>6</b>	<b>0</b>
<b>Opponents</b>	<b>44</b>	<b>1853</b>	<b>42.1</b>	<b>65</b>	<b>4</b>	<b>15</b>	<b>17</b>	<b>14</b>	<b>1</b>

### Kickoffs

Player	no.	yds	avg	tb	ob	retn	net	ydl/n
Tristan Alvano	20	1227	61.4	9	2			
Brian Buschini	10	590	59.0	4	0			
Timmy Bleekrode	1	50	50.0	1	0			
<b>Total</b>	<b>31</b>	<b>1867</b>	<b>60.2</b>	<b>14</b>	<b>2</b>	<b>11</b>	<b>40.3</b>	<b>24</b>
<b>Opponents</b>	<b>31</b>	<b>1978</b>	<b>63.8</b>	<b>18</b>	<b>0</b>	<b>13</b>	<b>39.5</b>	<b>25</b>

## DEFENSIVE STATISTICS

#	Player	gp	Tackles				tfl/yds	Sacks	Pass defense			Fumbles		blkd	
			ua	a	tot	no-yds		int-yds	brup	qbh	fr-yds	ff	kick	saf	
2	Isaac Gifford	8	30	25	55	5-14	0.5-1	1-3	7	.	.	.	.	.	
5	John Bullock	8	22	18	40	2.5-9	1.5-7	.	2	1	.	.	.	.	
12	Omar Brown	8	27	11	38	3-7	.	1-0	1	.	.	1	.	.	
6	Quinton Newsome	8	17	15	32	1-3	.	1-39	3	.	1-0	.	.	.	
13	Malcolm Hartzog	8	18	13	31	1.5-3	.	.	5	.	.	.	.	.	
33	Javin Wright	8	12	17	29	0.5-1	.	1-12	2	.	.	.	.	.	
3	Nick Henrich	7	15	12	27	3-16	2-15	.	1	1	.	.	.	.	
0	Nash Hutmacher	8	7	19	26	6-32	4-29	.	.	2	.	.	.	.	
37	Phalen Sanford	8	13	12	25	0.5-3	.	.	1	.	.	2	.	.	
4	Luke Reimer	6	14	9	23	4.5-24	3.5-19	.	.	3	.	.	.	.	
8	DeShon Singleton	5	8	11	19	2.5-3	.	.	1	.	.	.	.	.	
10	Jimari Butler	7	9	10	19	6-42	4.5-37	.	.	1	.	1	.	.	
42	Mikai Gbayor	8	9	7	16	2-12	.	.	.	1	.	.	.	.	
9	Ty Robinson	8	3	12	15	1.5-13	1-12	.	1	7	.	.	.	.	
18	Princewill Umanmielen	8	7	8	15	3.5-10	1-5	.	.	4	.	.	.	.	
48	MJ Sherman	8	6	7	13	1.5-14	1.5-14	.	.	1	.	.	.	.	
15	Tamon Lynum	8	8	2	10	1-12	1-12	.	.	.	.	1	.	.	
31	Tommi Hill	8	5	5	10	.	.	3-13	3	.	1-10	.	.	.	
11	Cameron Lenhardt	6	8	2	10	3-13	2-9	.	.	.	.	.	.	.	
14	Chief Borders	8	3	6	9	0.5-0	.	.	1	.	.	.	.	.	
97	Blaise Gunnerson	8	3	6	9	1.5-3	1-1	.	1	1	.	.	1	.	
86	AJ Rollins	3	3	4	7	.	.	.	.	.	.	.	.	.	
16	Elijah Jeudy	8	3	3	6	1-3	.	.	.	.	.	.	1	.	
26	Koby Bretz	7	1	2	3	.	.	.	.	.	.	.	.	.	
94	Riley Van Poppel	7	1	2	3	0.5-5	0.5-5	.	.	.	.	.	.	.	
34	Garrett Snodgrass	8	.	2	2	.	.	.	.	.	.	.	.	.	
90	James Williams	2	2	.	2	1-5	1-5	.	.	1	.	.	.	.	
92	Sua Lefotu	2	.	2	2	.	.	.	.	.	1-0	.	.	.	
21	Dwight Bootle II	3	.	2	2	.	.	.	.	.	.	.	.	.	
17	Ty Hahn	8	2	.	2	.	.	.	.	.	.	.	.	.	
51	Justin Evans-Jenkins	8	.	1	1	.	.	.	.	.	.	.	.	.	
18	Brian Buschini	8	1	.	1	.	.	.	.	.	.	.	.	.	
87	Nate Boerkircher	8	1	.	1	.	.	.	.	.	.	.	.	.	
88	Ru'Quan Buckley	7	1	.	1	.	.	.	.	1	.	.	.	.	
56	Grant Tagge	8	1	.	1	.	.	.	.	.	.	.	.	.	
22	Ashton Hausmann	8	.	1	1	.	.	.	.	.	.	.	.	.	
7	Jeff Sims	4	1	.	1	.	.	.	.	.	.	.	.	.	
57	Ethan Piper	7	1	.	1	.	.	.	.	.	.	.	.	.	
39	Derek Branch	1	1	.	1	.	.	.	.	.	.	.	.	.	
93	Kai Wallin	4	1	.	1	.	.	.	.	.	.	.	.	.	
63	Nouredin Nouili	7	1	.	1	.	.	.	.	.	.	.	.	.	
28	Ethan Nation	3	.	1	1	.	.	.	.	.	.	.	.	.	
<b>Totals</b>		<b>8</b>	<b>265</b>	<b>248</b>	<b>513</b>	<b>53-247</b>	<b>25-171</b>	<b>7-67</b>	<b>29</b>	<b>24</b>	<b>3-10</b>	<b>5</b>	<b>2</b>	<b>0</b>	
Opponents		8	271	228	499	42-188	17-123	8-25	27	21	11-60	12	0	0	

## SPECIAL TEAMS TACKLES

SPECIAL TEAMS TACKLES	UA-A/TOT	MINN	COLO	NIU	LA TECH	MICH	ILL	NW	PUR	MSU	MD	WIS	IOWA
Sanford, Phalen	2-1/3	0-1/1	-	1-0/1	1-0/1	-	-	-	1-0/1	-	-	-	-
Gifford, Isaac	1-1/2	-	-	-	1-1/2	-	-	-	-	-	-	-	-
Bullock, John	2-0/2	-	1-0/1	-	1-0/1	-	-	-	-	-	-	-	-
Wright, Javin	1-0/1	1-0/1	-	-	-	-	-	-	-	-	-	-	-
Reimer, Luke	0-1/1	0-1/1	-	-	-	-	-	-	-	-	-	-	-
Gbayor, Mikai	1-0/1	1-0/1	-	-	-	-	-	-	-	-	-	-	-
Snodgrass, Garrett	0-2/2	0-1/1	-	-	-	-	-	0-1/1	-	-	-	-	-
Hill, Tommi	0-1/1	0-1/1	-	-	-	-	-	-	-	-	-	-	-
Borders, Chief	1-0/1	-	-	1-0/1	-	-	-	-	-	-	-	-	-
Evans-Jenkins, Justin	0-1/1	-	-	-	0/1/1	-	-	-	-	-	-	-	-
Lynum, Tamon	2-0/2	-	-	-	1-0/1	-	-	1-0/1	1-0/1	-	-	-	-
Hahn, Ty	2-0/2	-	-	-	-	1-0/1	-	1-0/1	-	-	-	-	-
Buschini, Brian	1-0/1	-	-	-	-	1-0/1	-	-	-	-	-	-	-
Hausmann, Austin	1-0/1	-	-	-	-	-	-	1-0/1	-	-	-	-	-
Tagge, Grant	1-0/1	-	-	-	-	-	-	-	1-0/1	-	-	-	-





# INDIVIDUAL OFFENSE GAME BY GAME

## RUSHING/RECEIVING

### Rushing

Player	No-Yds/TD	MINN	CU	NIU	LATech	Mich	Illini	NU	Purdue
Heinrich Haarberg	104-446/4	-	2-17/0	21-98/1	19-157/1	9--2/0	18-82/1	16-72/1	19-22/0
Anthony Grant	76-320/3	9-27/0	DNP	7-46/1	22-135/1	6-16/0	20-56/1	6-22/0	6-18/0
Gabe Ervin Jr.	38-196/1	7-55/0	17-74/0	14-67/1	DNP	DNP	DNP	DNP	DNP
Emmett Johnson	36-193/1	-	-	-	2-6/0	2-9/0	7-29/0	12-73/0	13-76/1
Jeff Sims	32-156/1	19-91/0	10-67/1	DNP	1--2/0	DNP	DNP	DNP	2-0/0
Rahmir Johnson	12-65/0	1--1/0	11-66/0	-	DNP	DNP	DNP	DNP	DNP
Josh Fleeks	8-98/1	DNP	-	-	DNP	1-74/1	1-1/0	3-4/0	3-19/0
Trevin Luben	3-29/0	DNP	DNP	1-18/0	DNP	DNP	DNP	DNP	2-11/0
Janiran Bonner	3-7/0	-	-	-	-	2-5/0	-	-	1-2/0
Billy Kemp	2-13/1	-	-	-	1-9/1	1-4/0	-	-	DNP
Jaylen Lloyd	2-10/0	1-9/0	DNP	DNP	-	-	-	-	1-1/0
Timmy Bleekrode	1-10/0	DNP	DNP	DNP	1-10/0	DNP	DNP	DNP	-
Maurice Mazzucca	1-6/0	DNP	DNP	DNP	DNP	DNP	DNP	DNP	1-6/0
Luke Lindenmeyer	1--2/0	-	1--2/0	-	-	-	-	-	-
Tommi Hill	1-5/0	-	-	1-5/0	-	-	-	-	-

### Receiving

Player	No-Yds/TD	MINN	CU	NIU	LATech	Mich	Illini	NU	Purdue
Billy Kemp	21-216/1	-	5-57/0	3-13/1	5-62/0	4-61/0	3-26/0	1--3/0	DNP
Thomas Fidone II	16-176/4	-	2-13/1	4-42/1	1-29/1	2-31/0	3-42/0	3-18/0	1-1/1
Marcus Washington	8-176/0	3-31/0	1-13/0	2-37/0	-	1-56/0	1-39/0	DNP	DNP
Alex Bullock	8-134/1	3-56/1	-	1-33/0	1-14/0	-	2-16/0	1-15/0	-
Nate Boerkircher	5-51/0	1-4/0	2-33/0	-	-	1-7/0	-	1-7/0	-
Josh Fleeks	4-30/0	DNP	-	1-4/0	DNP	1-2/0	-	-	2-24/0
Anthony Grant	3-12/0	-	DNP	1-9/0	1-2/0	1-1/0	-	-	-
Rahmir Johnson	3-9/0	2-6/0	1-3/0	-	DNP	DNP	DNP	DNP	DNP
Jaylen Lloyd	2-92/1	-	DNP	DNP	-	1-19/0	-	-	1-73/1
Malachi Coleman	2-49/1	-	-	-	-	DNP	1-5/0	1-44/1	-
Ty Hahn	2-29/0	-	-	-	-	-	1-21/0	-	1-8/0
Emmett Johnson	2-20/0	-	-	-	-	2-20/0	-	-	-
Gabe Ervin Jr.	2-20/0	-	-	2-20/0	DNP	DNP	DNP	DNP	DNP
Jaidyn Doss	2-20/0	DNP	DNP	DNP	DNP	DNP	-	1-4/0	1-16/0
Heinrich Haarberg	2-12/0	1-10/0	-	-	-	1-2/0	-	-	-
Isaiah Garcia-Castaneda	1-7/0	1-7/0	DNP	DNP	DNP	DNP	DNP	DNP	DNP
Janiran Bonner	1-5/0	-	-	-	-	-	1-5/0	-	-

## PASSING

#7 Jeff Sims	Comp	Att	Int	Pct	Yards	TD	Long	Sacked	Effic.
Minnesota	11	19	3	57.9	114	1	34	3-26	94.1
Colorado	9	15	1	60.0	106	0	21	2-14	106.0
<b>Totals</b>	<b>20</b>	<b>34</b>	<b>4</b>	<b>58.8</b>	<b>220</b>	<b>1</b>	<b>34</b>	<b>5-40</b>	<b>99.4</b>

#10 Heinrich Haarberg	Comp	Att	Int	Pct	Yards	TD	Long	Sacked	Effic.
Colorado	2	6	0	33.3	13	1	9	0-0	106.5
NIU	14	24	0	58.3	158	2	33	1-7	141.1
Louisiana Tech	8	17	0	47.1	107	1	29	3-24	119.3
Michigan	14	25	1	56.0	199	0	56	4-24	114.9
Illinois	12	24	1	50.0	154	0	39	1-4	95.6
Northwestern	8	17	2	47.1	85	1	44	0-0	84.9
Purdue	6	11	0	54.5	122	2	73	3-24	207.7
<b>Totals</b>	<b>64</b>	<b>124</b>	<b>4</b>	<b>51.6</b>	<b>838</b>	<b>7</b>	<b>73</b>	<b>12-83</b>	<b>120.6</b>

#12 Chubba Purdy	Comp	Att	Int	Pct	Yards	TD	Long	Sacked	Effic.
Colorado	0	1	0	0.0	0	0	0	0-0	0.0
Louisiana Tech	0	1	0	0.0	0	0	0	0-0	0.0

## SPECIAL TEAMS RETURNS

Player	No-Yds	MINN	CU	NIU	LATech	Mich	Illini	NU	Purdue
Billy Kemp	5-19	2-8	-	2-3	1-8	-	-	-	DNP
Alex Bullock	2-0	-	-	-	-	-	-	1-1	1--1
Tommi Hill	1-1	-	-	-	-	-	-	-	1-1

### Kick Returns

Player	No-Yds	MINN	CU	NIU	LATech	Mich	Illini	NU	Purdue
Tommi Hill	6-144	-	-	-	1-25	2-42	1-22	2-55	-
Rahmir Johnson	3-102	1-63	1-23	1-16	DNP	DNP	DNP	DNP	DNP
Alex Bullock	1-22	-	-	-	1-22	-	-	-	-
Garrett Snodgrass	1-19	-	-	-	-	-	-	-	1-19
Emmett Johnson	1-15	1-15	-	-	-	-	-	-	-
Barret Liebentritt	1-0	-	-	1-0	DNP	DNP	DNP	-	-

# INDIVIDUAL DEFENSE GAME BY GAME

## TOTAL TACKLES

Player	S-A	Total	MINN	CU	NIU	LATech	Mich	Illini	NU	Purdue
Isaac Gifford	30-25	55	3-2	8-0	1-2	2-5	5-2	4-4	3-4	4-6
John Bullock	22-18	40	3-3	4-1	2-1	3-5	0-2	4-2	1-2	5-2
Omar Brown	27-11	38	5-2	5-0	1-1	7-1	4-3	1-2	1-1	3-1
Quinton Newsome	17-15	32	1-5	4-0	2-1	3-1	0-3	3-2	1-1	3-2
Malcolm Hartzog	18-13	31	3-1	5-1	2-2	1-1	1-3	2-2	3-2	1-1
Javin Wright	12-17	29	3-1	0-1	1-3	2-3	4-3	2-2	0-4	-
Nick Henrich	15-12	27	DNP	3-0	1-1	2-3	5-4	2-3	-	2-1
Nash Hutmacher	7-19	26	1-3	-	3-3	0-2	0-3	1-3	1-3	2-5
Phalen Sanford	13-12	25	0-1	1-0	2-1	2-0	1-2	3-3	1-2	3-3
Luke Reimer	14-9	23	4-1	4-1	1-1	1-1	DNP	DNP	1-5	3-0
Jimari Butler	9-10	19	DNP	2-0	1-0	-	2-2	2-1	1-5	1-2
DeShon Singleton	8-11	19	2-5	3-0	0-2	3-4	-	DNP	DNP	DNP
Mikai Gbayer	9-7	16	1-0	5-1	1-0	-	1-4	1-0	0-1	0-1
Princewill Umanmielen	7-8	15	1-0	1-0	0-2	-	0-1	0-1	3-4	2-0
Ty Robinson	3-12	15	-	2-0	0-2	1-2	0-3	0-3	0-1	0-1
MJ Sherman	6-7	13	2-1	1-0	1-0	-	0-2	2-1	0-1	0-2
Cameron Lenhardt	8-2	10	2-1	3-0	-	DNP	DNP	-	3-0	0-1
Tamon Lynum	8-2	10	-	1-0	1-0	1-0	1-2	-	3-0	1-0
Tommi Hill	5-5	10	2-1	1-0	0-1	-	0-2	2-0	0-1	-
Chief Borders	3-6	9	-	-	1-1	1-0	0-3	0-2	-	1-0
Blaise Gunnerson	3-6	9	2-2	-	-	1-3	-	-	-	0-1
AJ Rollins	3-4	7	DNP	DNP	1-3	-	2-1	DNP	DNP	DNP
Elijah Jeudy	3-3	6	-	1-0	-	0-2	0-1	-	2-0	-
Koby Bretz	1-2	3	DNP	1-0	-	-	0-2	-	-	-
Riley Van Poppel	1-2	3	DNP	0-1	-	-	1-0	0-1	-	-
Ty Hahn	2-0	2	-	-	-	-	1-0	-	1-0	-
James Williams	2-0	2	DNP	DNP	DNP	DNP	DNP	DNP	1-0	1-0
Dwight Bootle II	0-2	2	-	-	0-2	DNP	DNP	DNP	DNP	DNP
Garrett Snodgrass	0-2	2	0-1	-	-	-	-	-	0-1	-
Sua Lefotu	0-2	2	DNP	-	DNP	DNP	0-2	DNP	DNP	DNP
Jeff Sims	1-0	1	-	1-0	DNP	-	DNP	DNP	DNP	-
Brian Buschini	1-0	1	-	-	-	-	1-0	-	-	-
Derek Branch	1-0	1	DNP	DNP	1-0	DNP	DNP	DNP	DNP	DNP
Grant Tagge	1-0	1	-	-	-	-	-	-	-	1-0
Ethan Piper	1-0	1	-	-	-	-	-	-	1-0	DNP
Nouredin Nouili	1-0	1	-	-	-	-	1-0	-	-	DNP
Nate Boerkircher	1-0	1	1-0	-	-	-	-	-	-	-
Ru'Quan Buckley	1-0	1	-	DNP	-	-	1-0	-	-	-
Kai Wallin	1-0	1	-	1-0	-	-	DNP	DNP	DNP	DNP
Ashton Hausmann	0-1	1	-	-	-	-	-	-	0-1	-
Ethan Nation	0-1	1	DNP	DNP	0-1	DNP	DNP	-	-	DNP
Justin Evans-Jenkins	0-1	1	-	-	-	0-1	-	-	-	-

## INTERCEPTION/FUMBLE RETURNS

### Interceptions Returns

Player	No-Yds	MINN	CU	NIU	LATech	Mich	Illini	NU	Purdue
Tommi Hill	3-13	-	-	-	-	-	-	1-0	2-13
Quinton Newsome	1-39	-	-	-	-	-	1-39	-	-
Javin Wright	1-12	-	-	1-12	-	-	-	-	-
Isaac Gifford	1-3	-	-	-	1-3	-	-	-	-
Omar Brown	1-0	1-0	-	-	-	-	-	-	-

### Fumble Returns

Player	No-Yds	MINN	CU	NIU	LATech	Mich	Illini	NU	Purdue
Tommi Hill	1-10	-	-	-	-	-	1-10	-	-
Quinton Newsome	1-0	-	-	-	-	-	-	-	1-0
Sua Lefotu	1-0	DNP	1-0	DNP	DNP	-	DNP	DNP	DNP

# INDIVIDUAL DEFENSE GAME BY GAME

## SACKS

Player	UA-A	Total	MINN	CU	NIU	LATech	Mich	Illini	NU	Purdue
Jimari Butler	3-3	4.5	DNP	1-10	1-9	-	-	1-1	1-11	0.5-6
Nash Hutmacher	2-4	4	1-8	-	0.5-5	-	-	-	2.5-16	-
Luke Reimer	3-1	3.5	1-3	1.5-14	-	-	DNP	DNP	1-2	-
Nick Henrich	2-0	2	DNP	2-15	-	-	-	-	-	-
Cameron Lenhardt	2-0	2	-	2-9	-	DNP	DNP	-	-	-
John Bullock	1-1	1.5	-	-	-	-	-	1-4	0.5-3	-
MJ Sherman	1-1	1.5	-	-	1-9	-	-	-	-	0.5-5
Tamon Lynam	1-0	1	-	1-12	-	-	-	-	-	-
James Williams	1-0	1	DNP	DNP	DNP	DNP	DNP	DNP	1-5	-
Blaise Gunnerson	1-0	1	1-1	-	-	-	-	-	-	-
Ty Robinson	0-2	1	-	-	0.5-4	-	-	-	0.5-8	-
Princewill Umanmielen	0-2	1	-	-	-	-	-	-	1-5	-
Isaac Gifford	0-1	0.5	-	-	-	-	-	-	0.5-1	-
Riley Van Poppel	0-1	0.5	DNP	0.5-5	-	-	-	-	-	-

## TACKLES FOR LOSS

Player	UA-A	Total	MINN	CU	NIU	LATech	Mich	Illini	NU	Purdue
Nash Hutmacher	4-4	6.0	1.0-8	-	2.5-8	-	-	-	2.5-16	-
Jimari Butler	3-6	6.0	DNP	1.0-10	1.0-9	-	-	1.5-3	1.5-12	1.0-8
Isaac Gifford	3-4	5.0	1.0-5	-	-	0.5-1	-	0.5-1	1.0-1	2.0-6
Luke Reimer	4-1	4.5	1.0-3	1.5-14	-	-	DNP	DNP	1.0-2	1.0-5
Princewill Umanmielen	2-3	3.5	-	-	-	-	-	0.5-2	2.0-6	1.0-2
Nick Henrich	3-0	3.0	DNP	2.0-15	-	-	-	1.0-1	-	-
Cameron Lenhardt	3-0	3.0	-	2.0-9	-	DNP	DNP	-	1.0-4	-
Omar Brown	2-2	3.0	-	1.0-1	-	-	0.5-2	-	-	1.5-4
DeShon Singleton	2-1	2.5	-	1.0-2	-	1.5-1	-	DNP	DNP	DNP
John Bullock	1-3	2.5	-	-	-	0.5-1	-	1.0-4	1.0-4	-
Mikai Gbayer	2-0	2.0	-	1.0-3	-	-	-	1.0-9	-	-
Malcolm Hartzog	1-1	1.5	1.0-2	-	-	0.5-1	-	-	-	-
MJ Sherman	1-1	1.5	-	-	1.0-9	-	-	-	-	0.5-5
Blaise Gunnerson	1-1	1.5	1.0-1	-	-	-	-	-	-	0.5-2
Ty Robinson	0-3	1.5	-	-	0.5-4	-	0.5-1	-	0.5-8	-
Quinton Newsome	1-0	1.0	-	-	-	1.0-3	-	-	-	-
Tamon Lynam	1-0	1.0	-	1.0-12	-	-	-	-	-	-
Elijah Jeudy	1-0	1.0	-	-	-	-	-	-	1.0-3	-
James Williams	1-0	1.0	DNP	DNP	DNP	DNP	DNP	DNP	1.0-5	-
Chief Borders	0-1	0.5	-	-	-	-	-	0.5-0	-	-
Javin Wright	0-1	0.5	-	-	-	-	-	-	0.5-1	-
Phalen Sanford	0-1	0.5	-	-	-	-	-	-	-	0.5-3
Riley Van Poppel	0-1	0.5	DNP	0.5-5	-	-	-	-	-	-

## FUMBLES

Player	No-Lost	MINN	CU	NIU	LATech	Mich	Illini	NU	Purdue
Heinrich Haarberg	10-2	-	-	1-0	2-0	2-0	1-0	2-0	2-2
Jeff Sims	3-3	-	2-2	DNP	-	DNP	DNP	DNP	1-1
Anthony Grant	3-2	1-1	DNP	-	-	1-0	1-1	-	-
Josh Fleeks	1-0	DNP	-	-	DNP	-	-	1-0	-
Emmett Johnson	1-1	-	-	-	-	-	1-1	-	-
Gabe Ervin Jr.	1-1	-	1-1	-	DNP	DNP	DNP	DNP	DNP
Tommi Hill	1-0	-	-	-	1-0	-	-	-	-
Garrett Snodgrass	1-1	-	-	-	-	-	-	-	1-1
Luke Lindenmeyer	1-0	-	1-0	-	-	-	-	-	-
Alex Bullock	1-0	-	-	-	-	-	-	-	1-0

### Fumbles Forced

Player	Number	MINN	CU	NIU	LATech	Mich	Illini	NU	Purdue
Phalen Sanford	2	-	-	-	1	-	1	-	-
Jimari Butler	1	DNP	-	-	-	-	-	-	1
Omar Brown	1	-	-	-	1	-	-	-	-
Tamon Lynam	1	-	1	-	-	-	-	-	-

### Fumbles Recovered

Player	Number	MINN	CU	NIU	LATech	Mich	Illini	NU	Purdue
Quinton Newsome	1	-	-	-	-	-	-	-	1
Tommi Hill	1	-	-	-	-	-	1	-	-
Sua Lefotu	1	DNP	1	DNP	DNP	-	DNP	DNP	DNP



## TEAM GAME BY GAME

Date	Opponent	Rushing				Receiving				Passing				Kick Returns				Punt Returns				tot off
		no.	yds	td	lg	no.	yds	td	lg	cmp-att-int	yds	td	lg	no.	yds	td	lg	no.	yds	td	lg	
08/31/2023	at Minnesota	37	181	0	27	11	114	1	34	11-19-3	114	1	34	2	78	0	63	2	8	0	5	295
09/09/2023	at Colorado	41	222	1	57	11	119	1	21	11-22-1	119	1	21	1	23	0	23	0	0	0	0	341
09/16/2023	NIU	44	224	3	20	14	158	2	33	14-24-0	158	2	33	2	16	0	16	2	3	0	4	382
09/23/2023	Louisiana Tech	48	312	3	72	8	107	1	29	8-18-0	107	1	29	2	47	0	25	1	8	0	8	419
09/30/2023	Michigan	21	106	1	74	14	199	0	56	14-25-1	199	0	56	2	42	0	23	0	0	0	0	305
10/06/2023	at Illinois	49	158	2	25	12	154	0	39	12-24-1	154	0	39	1	22	0	22	0	0	0	0	312
10/21/2023	Northwestern	39	163	1	24	8	85	1	44	8-17-2	85	1	44	2	55	0	36	1	1	0	1	248
10/28/2023	Purdue	48	155	1	28	6	122	2	73	6-11-0	122	2	73	1	19	0	19	2	0	0	1	277
<b>Nebraska</b>		<b>327</b>	<b>1521</b>	<b>12</b>	<b>74</b>	<b>84</b>	<b>1058</b>	<b>8</b>	<b>73</b>	<b>84-160-8</b>	<b>1058</b>	<b>8</b>	<b>73</b>	<b>13</b>	<b>302</b>	<b>0</b>	<b>63</b>	<b>8</b>	<b>20</b>	<b>0</b>	<b>8</b>	<b>2579</b>
<b>Opponents</b>		<b>239</b>	<b>632</b>	<b>6</b>	<b>39</b>	<b>174</b>	<b>1758</b>	<b>10</b>	<b>66</b>	<b>174-292-7</b>	<b>1758</b>	<b>10</b>	<b>66</b>	<b>10</b>	<b>174</b>	<b>0</b>	<b>25</b>	<b>13</b>	<b>90</b>	<b>0</b>	<b>30</b>	<b>2390</b>

### Nebraska Averages

Games	Avg/ rush	Avg/ catch	Pass effc	KR avg	PR avg	All purpose avg/game	Total offense avg/game
8	4.7	12.6	114.5	23.2	2.5	371.0	322.4

Date	Opponent	Tackles				Sacks	Fumble	Pass Defense			blkd	PAT attempts			off			
		ua	a	total	tfl-yds	no-yds	ff	fr-yds	int-yds	qbh	brup	kick	kick	rush	rcv	saf	t/o	pts
08/31/2023	at Minnesota	36	30	66	5.0-19	3-12	0	0-0	1-0	3	4	0	1-1	0	0	0	3	10
09/09/2023	at Colorado	57	6	63	11.0-71	8-65	1	1-0	0-0	4	2	0	2-2	0	0	0	0	14
09/16/2023	NIU	23	30	53	5.0-30	3-27	0	0-0	1-12	3	4	0	5-5	0	0	0	7	35
09/23/2023	Louisiana Tech	30	34	64	4.0-7	0-0	2	0-0	1-3	1	4	0	4-4	0	0	0	0	28
09/30/2023	Michigan	31	50	81	1.0-3	0-0	0	0-0	0-0	1	3	0	1-1	0	0	0	0	7
10/06/2023	at Illinois	29	32	61	6.0-20	2-5	1	1-10	1-39	6	7	1	2-2	0	0	0	3	20
10/21/2023	Northwestern	28	42	70	13.0-62	8-51	0	0-0	1-0	3	4	0	2-2	0	0	0	0	17
10/28/2023	Purdue	31	24	55	8.0-35	1-11	1	1-0	2-13	3	1	1	4-4	0	0	0	7	31
<b>Nebraska</b>		<b>265</b>	<b>248</b>	<b>513</b>	<b>53.0-247</b>	<b>25-171</b>	<b>5</b>	<b>3-10</b>	<b>7-67</b>	<b>24</b>	<b>29</b>	<b>2</b>	<b>21-21</b>	<b>0</b>	<b>0</b>	<b>0</b>	<b>20</b>	<b>162</b>
<b>Opponents</b>		<b>271</b>	<b>228</b>	<b>499</b>	<b>42.0-188</b>	<b>17-123</b>	<b>12</b>	<b>11-60</b>	<b>8-25</b>	<b>21</b>	<b>27</b>	<b>0</b>	<b>13-13</b>	<b>0</b>	<b>2</b>	<b>0</b>	<b>50</b>	<b>149</b>

Date	Opponent	Punting							Field Goals			Kickoffs						
		no.	yds	avg	long	blkd	tb	fc	50+	i20	md-att	long	blkd	no.	yds	avg	tb	ob
08/31/2023	at Minnesota	3	143	47.7	60	0	0	0	1	3	1-1	27	0	3	187	62.3	0	0
09/09/2023	at Colorado	4	140	35.0	46	0	0	0	0	0	0-1	0	0	2	130	65.0	2	0
09/16/2023	NIU	6	257	42.8	48	0	0	3	0	1	0-0	0	0	6	371	61.8	3	1
09/23/2023	Louisiana Tech	6	272	45.3	58	0	0	0	1	5	0-1	0	0	5	297	59.4	2	1
09/30/2023	Michigan	3	137	45.7	50	0	0	1	1	0	0-1	0	0	1	65	65.0	1	0
10/06/2023	at Illinois	4	135	33.8	40	0	0	4	0	1	2-3	32	0	4	230	57.5	2	0
10/21/2023	Northwestern	7	287	41.0	55	0	0	3	1	4	1-1	47	0	4	245	61.3	1	0
10/28/2023	Purdue	5	228	45.6	59	0	1	1	2	2	1-1	55	0	6	342	57.0	3	0
<b>Nebraska</b>		<b>38</b>	<b>1599</b>	<b>42.1</b>	<b>60</b>	<b>0</b>	<b>1</b>	<b>12</b>	<b>6</b>	<b>16</b>	<b>5-9</b>	<b>55</b>	<b>0</b>	<b>31</b>	<b>1867</b>	<b>60.2</b>	<b>14</b>	<b>2</b>
<b>Opponents</b>		<b>44</b>	<b>1853</b>	<b>42.1</b>	<b>65</b>	<b>1</b>	<b>4</b>	<b>15</b>	<b>14</b>	<b>17</b>	<b>10-14</b>	<b>47</b>	<b>1</b>	<b>31</b>	<b>1978</b>	<b>63.8</b>	<b>18</b>	<b>0</b>

## OPPONENT GAME BY GAME

Date	Opponent	Rushing				Receiving				Passing				Kick Returns				Punt Returns				tot		
		no.	yds	td	lg	no.	yds	td	lg	cmp	att	int	yds	td	lg	no.	yds	td	lg	no.	yds	td	lg	off
08/31/2023	at Minnesota	25	55	0	11	24	196	1	20	24	44	1	196	1	20	3	49	0	19	1	10	0	10	251
09/09/2023	at Colorado	33	58	2	34	32	396	2	41	32	44	0	396	2	41	0	0	0	0	2	11	0	12	454
09/16/2023	NIU	22	26	0	7	17	123	1	18	17	36	1	123	1	18	1	13	0	13	1	-2	0	0	149
09/23/2023	Louisiana Tech	21	46	1	14	27	292	1	35	27	42	1	292	1	35	2	33	0	17	5	32	0	9	338
09/30/2023	Michigan	51	249	3	21	16	187	3	29	16	23	0	187	3	29	0	0	0	0	2	41	0	30	436
10/06/2023	at Illinois	19	21	0	10	29	289	1	46	29	47	1	289	1	46	0	0	0	0	0	0	0	0	310
10/21/2023	Northwestern	39	81	0	39	12	176	0	66	12	23	1	176	0	66	2	40	0	24	1	-1	0	0	257
10/28/2023	Purdue	29	96	0	16	17	99	1	29	17	33	2	99	1	29	2	39	0	25	1	-1	0	0	195
<b>Opponents</b>		<b>239</b>	<b>632</b>	<b>6</b>	<b>39</b>	<b>174</b>	<b>1758</b>	<b>10</b>	<b>66</b>	<b>174</b>	<b>292</b>	<b>7</b>	<b>1758</b>	<b>10</b>	<b>66</b>	<b>10</b>	<b>174</b>	<b>0</b>	<b>25</b>	<b>13</b>	<b>90</b>	<b>0</b>	<b>30</b>	<b>2390</b>
<b>Nebraska</b>		<b>327</b>	<b>1521</b>	<b>12</b>	<b>74</b>	<b>84</b>	<b>1058</b>	<b>8</b>	<b>73</b>	<b>84</b>	<b>160</b>	<b>8</b>	<b>1058</b>	<b>8</b>	<b>73</b>	<b>13</b>	<b>302</b>	<b>0</b>	<b>63</b>	<b>8</b>	<b>20</b>	<b>0</b>	<b>8</b>	<b>2579</b>

### Opponents Averages

Games	Avg/ rush	Avg/ catch	Pass effic	KR avg	PR avg	All purpose avg/game	Total offense avg/game
8	2.6	10.1	116.7	17.4	6.9	334.9	298.8

Date	Opponent	Tackles			Sacks	Fumble	Pass Defense			blkd	PAT attempts			off				
		ua	a	total	tfl-yds	no-yds	ff	fr-yds	int-yds	qbh	brup	kick	kick	rush	rcv	saf	t/o	pts
08/31/2023	at Minnesota	39	20	59	5.0-28	3-26	1	1-0	3-14	5	3	0	1-1	0	0	0	10	13
09/09/2023	at Colorado	39	12	51	6.0-31	2-14	0	3-5	1-4	3	3	0	3-3	0	0	0	16	36
09/16/2023	NIU	34	44	78	4.0-20	1-7	1	1-0	0-0	1	4	0	0-0	0	1	0	0	11
09/23/2023	Louisiana Tech	37	24	61	9.0-32	3-24	2	0-0	0-0	2	3	0	2-2	0	0	0	0	14
09/30/2023	Michigan	25	18	43	4.0-24	4-24	2	0-0	1--3	4	6	0	6-6	0	0	0	7	45
10/06/2023	at Illinois	33	46	79	3.0-6	1-4	1	2-0	1-0	4	3	0	1-1	0	0	0	0	7
10/21/2023	Northwestern	28	32	60	2.0-4	0-0	1	0-0	2-10	0	3	0	0-0	0	0	0	3	9
10/28/2023	Purdue	36	32	68	9.0-43	3-24	4	4-55	0-0	2	2	0	0-0	0	1	0	14	14
<b>Opponents</b>		<b>271</b>	<b>228</b>	<b>499</b>	<b>42.0-188</b>	<b>17-123</b>	<b>12</b>	<b>11-60</b>	<b>8-25</b>	<b>21</b>	<b>27</b>	<b>0</b>	<b>13-13</b>	<b>0</b>	<b>2</b>	<b>0</b>	<b>50</b>	<b>149</b>
<b>Nebraska</b>		<b>265</b>	<b>248</b>	<b>513</b>	<b>53.0-247</b>	<b>25-171</b>	<b>5</b>	<b>3-10</b>	<b>7-67</b>	<b>24</b>	<b>29</b>	<b>2</b>	<b>21-21</b>	<b>0</b>	<b>0</b>	<b>0</b>	<b>20</b>	<b>162</b>

Date	Opponent	Punting									Field Goals			Kickoffs				
		no.	yds	avg	long	blkd	tb	fc	50+	i20	md-att	long	blkd	no.	yds	avg	tb	ob
08/31/2023	at Minnesota	4	180	45.0	52	0	0	1	1	1	2-3	47	0	3	190	63.3	1	0
09/09/2023	at Colorado	4	153	38.3	43	0	1	2	0	2	3-3	32	0	7	466	66.6	6	0
09/16/2023	NIU	9	368	40.9	54	0	1	3	4	3	1-1	30	0	3	175	58.3	1	0
09/23/2023	Louisiana Tech	7	296	42.3	51	0	0	3	2	3	0-0	0	0	3	192	64.0	1	0
09/30/2023	Michigan	1	65	65.0	65	0	1	0	1	0	1-1	30	0	8	517	64.6	6	0
10/06/2023	at Illinois	5	164	32.8	48	1	0	3	0	0	0-1	0	0	2	130	65.0	1	0
10/21/2023	Northwestern	7	298	42.6	52	0	0	2	3	4	3-4	45	0	4	256	64.0	2	0
10/28/2023	Purdue	7	329	47.0	65	0	1	1	3	4	0-1	0	1	1	52	52.0	0	0
<b>Opponents</b>		<b>44</b>	<b>1853</b>	<b>42.1</b>	<b>65</b>	<b>1</b>	<b>4</b>	<b>15</b>	<b>14</b>	<b>17</b>	<b>10-14</b>	<b>47</b>	<b>1</b>	<b>31</b>	<b>1978</b>	<b>63.8</b>	<b>18</b>	<b>0</b>
<b>Nebraska</b>		<b>38</b>	<b>1599</b>	<b>42.1</b>	<b>60</b>	<b>0</b>	<b>1</b>	<b>12</b>	<b>6</b>	<b>16</b>	<b>5-9</b>	<b>55</b>	<b>0</b>	<b>31</b>	<b>1867</b>	<b>60.2</b>	<b>14</b>	<b>2</b>



## TEAM COMPARISON

Opponent	Score	First Downs				Rushing Number-Yards	Passing		Total Offense Plays-Yards	Return Yards	Turn- Overs
		Total	Rush	Pass	Pen		Comp-Att-Int	Yards			
Minnesota	10-13	18 / 20	11 / 5	6 / 13	1 / 2	37-181 / 25-55	11-19-3 / 24-44-1	114 / 196	56-295 / 69-251	86 / 73	4 / 1
Colorado	14-36	15 / 23	10 / 4	5 / 16	0 / 3	41-222 / 33-58	11-22-1 / 32-44-0	119 / 396	63-341 / 77-454	23 / 20	4 / 1
NIU	35-11	23 / 12	14 / 3	9 / 7	0 / 2	44-224 / 22-26	14-24-0 / 17-36-1	158 / 123	68-382 / 58-149	31 / 11	1 / 1
Louisiana Tech	28-14	20 / 17	12 / 6	5 / 10	3 / 1	48-312 / 21-46	8-18-0 / 27-42-1	107 / 292	66-419 / 63-338	58 / 65	0 / 1
Michigan	7-45	10 / 26	3 / 15	7 / 10	0 / 1	21-106 / 51-249	14-25-1 / 16-23-0	199 / 187	46-305 / 74-436	42 / 38	1 / 0
Illinois	20-7	18 / 16	9 / 1	8 / 14	1 / 1	49-158 / 19-21	12-24-1 / 29-47-1	154 / 289	73-312 / 66-310	71 / 0	3 / 2
Northwestern	17-9	14 / 12	11 / 6	2 / 5	1 / 1	39-163 / 39-81	8-17-2 / 12-23-1	85 / 176	56-248 / 62-257	56 / 49	2 / 1
Purdue	31-14	14 / 10	7 / 2	4 / 6	3 / 2	48-155 / 29-96	6-11-0 / 17-33-2	122 / 99	59-277 / 62-195	32 / 93	4 / 3
<b>Totals</b>	<b>162-149</b>	<b>132 / 136</b>	<b>77 / 42</b>	<b>46 / 81</b>	<b>9 / 13</b>	<b>327-1521 / 239-632</b>	<b>84-160-8 / 174-292-7</b>	<b>1058 / 1758</b>	<b>487-2579 / 531-2390</b>	<b>399 / 349</b>	<b>19 / 10</b>

Opponents	3rd Down Conversion	4th Down Conversion	Time of Possession	TOP Margin	Avg Yds/Rush	Avg Yds/Pass	Avg Yds/Play	Punting Number-Avg	Penalties Number-Yards	Sacks
Minnesota	5-11 / 8-17	0-0 / 2-2	29:18 / 30:42	-01:24	4.9 / 2.2	6.0 / 4.5	5.3 / 3.6	3-47.7 / 4-45.0	7-55.0 / 3-25.0	3 / 3
Colorado	4-13 / 9-18	0-2 / 0-1	29:41 / 30:19	-00:38	5.4 / 1.8	5.4 / 9.0	5.4 / 5.9	4-35.0 / 4-38.3	6-40.0 / 9-80.0	8 / 2
NIU	8-14 / 4-15	0-0 / 1-1	36:17 / 23:43	12:34	5.1 / 1.2	6.6 / 3.4	5.6 / 2.6	6-42.8 / 9-40.9	5-70.0 / 2-10.0	3 / 1
Louisiana Tech	3-11 / 3-12	2-2 / 0-1	31:58 / 28:02	03:56	6.5 / 2.2	5.9 / 7.0	6.3 / 5.4	6-45.3 / 7-42.3	6-55.0 / 14-110.0	0 / 3
Michigan	3-10 / 8-13	1-3 / 2-3	21:59 / 38:01	-16:02	5.0 / 4.9	8.0 / 8.1	6.6 / 5.9	3-45.7 / 1-65.0	4-30.0 / 0-0.0	0 / 4
Illinois	5-15 / 4-15	1-1 / 1-4	37:07 / 22:53	14:14	3.2 / 1.1	6.4 / 6.1	4.3 / 4.7	4-33.8 / 5-32.8	10-70.0 / 3-30.0	2 / 1
Northwestern	4-12 / 3-15	0-0 / 0-1	29:08 / 30:52	-01:44	4.2 / 2.1	5.0 / 7.7	4.4 / 4.1	7-41.0 / 7-42.6	3-30.0 / 8-75.0	8 / 0
Purdue	6-13 / 5-16	0-1 / 0-3	33:10 / 26:50	06:20	3.2 / 3.3	11.1 / 3.0	4.7 / 3.1	5-45.6 / 7-47.0	6-49.0 / 9-84.0	1 / 3
<b>Totals</b>	<b>38-99 / 44-121</b>	<b>4-9 / 6-16</b>	<b>248:38 / 231:22</b>	<b>17:16</b>	<b>4.7 / 2.6</b>	<b>6.6 / 6.0</b>	<b>5.3 / 4.5</b>	<b>38-42.1 / 44-42.1</b>	<b>47-399.0 / 48-414.0</b>	<b>25 / 17</b>

Note: Game totals are displayed in the format TEAM/OPPONENT for each category

## NEBRASKA RED ZONE CHART

### Nebraska Inside Opponent Red-Zone

Date	Opponent	Score	Times In RZ	Times Scored	Total Pts	TDs	Rush TDs	Pass TDs	FGs Made	Failed to score inside RZ					
										FGA	Down	Int	Fumb	Half Game	
08/31/2023	at Minnesota	L 10-13	2	1	3	0	0	0	1	1	0	1	0	0	0
09/09/2023	at Colorado	L 14-36	1	1	7	1	0	1	0	0	0	0	0	0	0
09/16/2023	NIU	W 35-11	5	5	35	5	3	2	0	0	0	0	0	0	0
09/23/2023	Louisiana Tech	W 28-14	2	2	14	2	2	0	0	0	0	0	0	0	0
09/30/2023	Michigan	L 7-45	2	0	0	0	0	0	0	1	1	0	0	0	0
10/06/2023	at Illinois	W 20-7	6	3	13	1	1	0	2	3	0	0	2	0	0
10/21/2023	Northwestern	W 17-9	2	1	7	1	1	0	0	0	0	0	0	0	1
10/28/2023	Purdue	W 31-14	2	1	8	1	0	1	0	0	0	0	0	0	1
<b>Totals 14 of 22 (63.6%)</b>			<b>22</b>	<b>14</b>	<b>87</b>	<b>11</b>	<b>7</b>	<b>4</b>	<b>3</b>	<b>5</b>	<b>1</b>	<b>1</b>	<b>2</b>	<b>0</b>	<b>2</b>

### Opponents Inside Nebraska Red-Zone

Date	Opponent	Score	Times In RZ	Times Scored	Total Pts	TDs	Rush TDs	Pass TDs	FGs Made	Failed to score inside RZ					
										FGA	Down	Int	Fumb	Half Game	
08/31/2023	Minnesota	L 10-13	2	2	10	1	0	1	1	1	0	0	0	0	0
09/09/2023	Colorado	L 14-36	6	6	29	3	2	1	3	3	0	0	0	0	0
09/16/2023	NIU	W 35-11	2	2	11	1	0	1	1	1	0	0	0	0	0
09/23/2023	Louisiana Tech	W 28-14	2	2	14	2	1	1	0	0	0	0	0	0	0
09/30/2023	Michigan	L 7-45	5	5	31	4	2	2	1	1	0	0	0	0	0
10/06/2023	Illinois	W 20-7	2	0	0	0	0	0	0	0	2	0	0	0	0
10/21/2023	Northwestern	W 17-9	3	3	9	0	0	0	3	3	0	0	0	0	0
10/28/2023	Purdue	W 31-14	1	0	0	0	0	0	0	1	0	0	0	0	0
<b>Totals 20 of 23 (87.0%)</b>			<b>23</b>	<b>20</b>	<b>104</b>	<b>11</b>	<b>5</b>	<b>6</b>	<b>9</b>	<b>10</b>	<b>2</b>	<b>0</b>	<b>0</b>	<b>0</b>	<b>0</b>

# NEBRASKA & OPPONENT LONG PLAYS & DRIVE INFORMATION

## LONG SEASON PLAYS (20 OR MORE YARDS)

	[-----NEBRASKA-----]				[-----OPPONENT-----]			
	RUSH	PASS	RET	TOT	RUSH	PASS	RET	TOT
Minnesota	2	1	1	4	0	2	0	2
Colorado	3	1	1	5	1	5	0	6
Northern Illinois	1	3	0	4	0	0	0	0
Louisiana Tech	4	2	2	8	0	4	0	4
Michigan	1	2	1	4	2	2	1	5
Illinois	1	3	2	6	0	4	0	4
Northwestern	2	1	1	4	1	2	1	4
Purdue	1	2	1	4	0	1	2	3
<b>TOTALS</b>	<b>15</b>	<b>15</b>	<b>9</b>	<b>39</b>	<b>4</b>	<b>20</b>	<b>4</b>	<b>28</b>

## LONG DRIVE SUPERLATIVES

	NEBRASKA	OPPONENT
Most Yards (Result)	87 Purdue (TD)	87 vs. La Tech (TD)
Most Plays (Result)	15 Purdue (TD)	14 at Illinois (Downs)
Most Time (Result)	8:52 Purdue (TD)	7:41 at Minnesota (FG)

## NEBRASKA LONG PLAYS (38; 15 RUNS; 15 PASSES; 9 RETURNS)

YDS	OPPONENT	PLAY	RESULT
73	Purdue	Pass (Haarberg-Lloyd)	Touchdown
72	Louisiana Tech	Rush (Haarberg)	Touchdown
74	Michigan	Rush (Fleeks)	Touchdown
68	Purdue	FG Ret (Newsome)	Touchdown
63	Minnesota	KOR (Johnson)	1st-10
57	Colorado	Rush (Sims)	Touchdown
56	Michigan	Pass (Haarberg-Washington)	1st-10
44	Colorado	Rush (Johnson)	1st-10
44	Northwestern	Pass (Haarberg-Coleman)	Touchdown
43	Louisiana Tech	Rush (Haarberg)	1st-10
39	Illinois	Pass (Haarberg-Washington)	1st-10
39	Illinois	IR (Newsome)	1st-10
36	Northwestern	KOR (Hill)	1st-10
34	Minnesota	Pass (Sims-A. Bullock)	Touchdown
34	Louisiana Tech	Rush (Grant)	1st-10
34	Michigan	Pass (Haarberg-Kemp)	1st-10
33	Northern Illinois	Pass (Haarberg-A. Bullock)	1st-10
32	Louisiana Tech	Rush (Haarberg)	1st-10
29	Louisiana Tech	Pass (Haarberg-Fidone)	Touchdown
28	Purdue	Rush (Johnson)	Touchdown
27	Minnesota	Rush (Ervin)	1st-10
26	Colorado	Rush (Ervin)	1st Down
26	Northern Illinois	Pass (Haarberg-Washington)	1st-10
26	Minnesota	Rush (Simms)	1st-10
25	Louisiana Tech	KOR (Hill)	1st-10
25	Illinois	Rush (Haarberg)	Touchdown
24	Northwestern	Rush (Johnson)	1st-10
23	Colorado	KOR (Johnson)	1st-10
23	Michigan	KOR (Hill)	1st-10
23	Purdue	Pass (Haarberg-Fleeks)	1st-10
22	Louisiana Tech	Pass (Haarberg-Kemp)	1st-10
22	Louisiana Tech	KOR (A. Bullock)	1st-10
22	Illinois	KOR (Hill)	1st-10
21	Illinois	Pass (Haarberg-Fidone)	1st-10
21	Illinois	Pass (Haarberg-Hahn)	1st-10
21	Colorado	Pass (Sims-Kemp)	1st Down
20	Northern Illinois	Pass (Haarberg-Fidone)	1st-10
20	Northern Illinois	Rush (Haarberg)	Touchdown
20	Northwestern	Rush (Haarberg)	1st-Goal

## OPPONENT LONG PLAYS (28; 4 RUNS; 20 PASSES; 4 RETURNS)

YDS	OPPONENT	PLAY	RESULT
66	Northwestern	Pass (Sullivan-Kirtz)	1st-Goal
55	Purdue	FR (Jenkins)	Touchdown
46	Illinois	Pass (Altmeyer-Bryant)	Touchdown
41	Colorado	Pass (Sanders-Weaver)	1st-10
40	Colorado	Pass (Sanders-Hunter)	1st-10
39	Colorado	Pass (Sanders-Weaver)	1st-10
39	Northwestern	Rush (Tyus)	1st-10
35	Louisiana Tech	Pass (Turner-Harris)	1st-10
34	Colorado	Rush (Edwards)	1st-10
32	Northwestern	Pass (Sullivan-Henning)	1st-10
30	Colorado	Pass (Sanders-Dawson)	Touchdown
30	Michigan	PR (Morris)	1st-10
29	Purdue	Pass (Card-Dixon-Veal)	Touchdown
29	Michigan	Pass (McCarthy-Wilson)	Touchdown
28	Louisiana Tech	Pass (Turner-Allen)	1st-10
25	Purdue	KOR (Tracy)	1st-10
24	Louisiana Tech	Pass (Turner-Allen)	1st-10
24	Northwestern	KOR (Henning)	1st-10
22	Colorado	Pass (Sanders-Hunter)	1st-10
21	Michigan	Rush (McCarthy)	Touchdown
21	Illinois	Pass (Altmeyer-Williams)	1st-10
20	Michigan	Rush (Mullings)	Touchdown
20	Michigan	Pass (McCarthy-Johnson)	1st-10
20	Minnesota	Pass (Kaliakmanis-Crooms)	1st-10
20	Minnesota	Pass (Kaliakmanis-Crooms)	1st-10
20	Louisiana Tech	Pass (Turner-Allen)	Touchdown
20	Illinois	Pass (Altmeyer-Williams)	1st-10
20	Illinois	Pass (Altmeyer-Washington)	1st-10

## GAME-OPENING DRIVES

OPPONENT	[-----NEBRASKA-----]			[-----OPPONENT-----]		
	PTS.	1ST DWN	YDS	PTS.	1ST DWN	YDS
Minnesota	0	2	32	0	2	28
at Colorado	0	2	38	0	3	30
Northern Illinois	7	3	55	0	0	5
Louisiana Tech	0	1	17	0	1	14
Michigan	0	0	1	7	4	75
at Illinois	3	3	86	0	4	74
Northwestern	0	0	0	0	0	-7
Purdue	0	-13	0	0	0	-1

## SECOND-HALF OPENING DRIVES

OPPONENT	[-----NEBRASKA-----]			[-----OPPONENT-----]		
	PTS.	1ST DWN	YDS	PTS.	1ST DWN	YDS
Minnesota	7	1	35	0	0	4
at Colorado	7	2	66	0	1	41
Northern Illinois	0	0	-4	0	0	2
Louisiana Tech	7	3	85	0	3	47
Michigan	0	1	53	7	5	78
at Illinois	0	2	32	0	0	18
Northwestern	0	1	10	0	0	6
Purdue	0	0	1	0	0	6



# NEBRASKA & OPPONENT SCORING DRIVES, MISCELLANEOUS STATS

## SCORING DRIVES

GAME	SCORING DRIVES	[----TIME----]		[--PLAYS--]		5 OR LESS	1 OR 0
		TOT	AVG.	TOT	AVG.		
at Minnesota	2	8:34	4:17	15	7.50	1	0
at Colorado	2	4:02	2:01	10	5.00	1	0
Northern Illinois	5	18:04	3:36	38	7.60	2	0
Louisiana Tech	4	11:46	2:56	24	6.00	2	0
Michigan	1	0:11	0:11	1	1.00	1	1
Illinois	4	15:17	3:49	30	7.50	2	1
Northwestern	3	9:25	3:08	0	0.00	0	0
Purdue	5	14:04	2:48	29	5.80	2	2
<b>TOTALS</b>	<b>26</b>	<b>81:23</b>	<b>3:07</b>	<b>137</b>	<b>5.3</b>	<b>10</b>	<b>4</b>
<b>OPPONENTS</b>	<b>27</b>	<b>88:05</b>	<b>3:15</b>	<b>198</b>	<b>7.33</b>	<b>7</b>	<b>1</b>

## NEBRASKA POINTS OFF TURNOVERS

GAME	TOs GAINED	TD	FG-FGA	PTS.	(NU FUM./LOST, INT)	
					FUM.	INT
at Minnesota	1 (0/0 F/L, 1 INT)	0	1-1	3	4	(2/1 F/L, 3 INT)
Colorado	1 (1/1 F/L, 0 INT)	1	0-0	7	4	(4/3 F/L, 1 INT)
Northern Illinois	1 (1/0 F/L, 1 INT)	1	0-0	7	1	(1/1 F/L, 0 INT)
Louisiana Tech	1 (3/0 F/L, 1 INT)	0	0-0	0	0	(3/0 F/L, 0 INT)
Michigan	0 (1/0 F/L, 0 INT)	0	0-0	0	1	(3/0 F/L, 1 INT)
Illinois	2 (2/1, F/L, 1 INT)	0	1-1	3	3	(3/2 F/L, 1 INT)
Northwestern	1 (2/0 F/L, 1 INT)	0	0-0	0	2	(3/0 F/L, 2 INT)
Purdue	3 (2/1 F/L, 2 INT)	1	0-0	7	4	(5/4 F/L, 0 INT)
<b>TOTAL</b>	<b>10 (12/3 F/L, 7 INT)</b>	<b>3</b>	<b>2-2</b>	<b>27</b>	<b>19</b>	<b>(24/11 F/L, 8 INT)</b>
<b>OPPONENTS</b>	<b>19 (24/11 F/L, 8 INT)</b>	<b>5</b>	<b>4-7</b>	<b>48</b>	<b>10</b>	<b>(10/3 F/L, 7 INT)</b>

## PENALTY NUMBERS

	NU PEN.-YDS.	OPP. PEN.-YDS
at Minnesota	7-55	3-25
at Colorado	6-40	9-80
No. Illinois	5-70	2-10
Louisiana Tech	6-55	12-100
Michigan	4-30	0-0
Illinois	10-70	3-30
Northwestern	3-30	8-75
Purdue	6-49	8-84
<b>TOTALS (AVG/PENALTY)</b>	<b>41-350 (8.5)</b>	<b>37-320 (9.0)</b>
<b>AVG/GAME</b>	<b>5.9-49.9</b>	<b>5.6-50.5</b>

## STARTING FIELD POSITION\*

GAME	NU AVG. START	OPP. AVG. START	NU DIFF.
	(yards/drives/in 20/past 50)	(yards/drives/in 20/past 50)	
at Minnesota	29.8 (268/9/3/1)	25.1 (251/10/5/0)	4.7
at Colorado	24.5 (319/13/2/0)	43 (559/13/0/3)	-18.5
Northern Illinois	29.5 (383/13/4/2)	29.8 (387/13/2/1)	-0.3
Louisiana Tech	26.8 (321/12/4/1/0)	20.6 (227/11/6/0)	6.2
Michigan	24.4 (244/10/1/0)	37.6 (338/9/1/2)	-13.2
Illinois	42.1 (590/14/2/5)	22.5 (270/12/4/0)	19.6
Northwestern	28.6 (372/13/4/2)	31.4 (408/13/4/3)	-2.8
Purdue	33.1 (463/13/3/3)	34.9 (489/14/3/3)	-1.8
<b>TOTAL</b>	<b>30.5 (2960/97/23/14)</b>	<b>30.8 (2929/95/25/12)</b>	<b>-0.3</b>

\*does not include drives with time of 0:00 (i.e. defensive and special teams touchdowns, end of half turnovers, overtime, etc.)

## NEBRASKA SCORING DRIVES

OPPONENT	PLAYS	YDS	TIME	SCORE	QTR./TIME	PLAY
Minnesota	2	35	0:57	7-3	3rd/14:03	Bullock 34-yd pass from Sims
Minnesota	13	80	7:37	10-3	4th/12:42	Alvano 27-yd FG
Colorado	4	66	2:10	7-13	3rd/9:50	Sims 57-yd rush
Colorado	6	57	1:51	14-36	4th/0:00	Fidone 4-yd pass from Haarberg
Northern Illinois	6	55	3:17	7-0	1st/9:39	Kemp 10-yd pass from Haarberg
Northern Illinois	4	36	2:13	14-3	2nd/3:15	Fidone 16-yd pass from Haarberg
Northern Illinois	14	76	7:10	21-3	3rd/1:00	Ervin 3-yd rush
Northern Illinois	9	65	5:33	28-3	8th/8:19	Haarberg 20-yd rush
Northern Illinois	5	35	3:07	35-3	4th/3:23	Grant 11-yd rush
Louisiana Tech	9	79	4:23	7-0	2nd/11:31	Kemp 9-yd rush
Louisiana Tech	9	85	4:56	14-7	3rd/9:57	Grant 2-yd rush
Louisiana Tech	3	46	0:52	21-7	4th/14:52	Fidone 29-yd pass from Haarberg
Louisiana Tech	3	82	1:35	28-7	4th/11:13	Haarberg 72-yd rush
Michigan	1	74	0:11	7-45	4th/4:17	Fleeks 74-yd rush
Illinois	11	86	6:47	3-0	1st/1:59	Alvano 31-yd FG
Illinois	14	79	6:38	10-0	2nd/6:47	Grant 1-yd rush
Illinois	1	25	0:06	17-0	2nd/6:37	Haarberg 25-yd rush
Illinois	4	8	1:44	20-7	3rd/8:16	Alvano 32-yd FG
Northwestern	9	35	4:00	3-3	1st/3:11	Alvano 45-yd FG
Northwestern	10	77	5:18	10-6	2nd/0:23	Haarberg 3-yd rush
Northwestern	1	44	0:07	17-6	4th/14:03	Coleman 44-yd pass from Haarberg
Purdue	15	87	8:52	7-0	2nd/10:43	Fidone 1-yd pass from Haarberg
Purdue	1	73	0:11	14-0	2nd/8:54	Lloyd 73-yd pass from Haarberg
Purdue	0	0	0:00	21-0	3rd/12:02	Newsome 68-yd blocked FG return
Purdue	6	14	2:32	24-0	4th/12:23	Alvano 55-yd FG
Purdue	4	48	2:09	31-14	4th/2:29	Johnson 28-yd rush

## OPPONENT SCORING DRIVES

OPPONENT	PLAYS	YDS	TIME	SCORE	QTR./TIME	PLAY
Minnesota	13	67	7:41	3-0	2nd/12:31	Kesich 34-yd FG
Minnesota	10	53	2:21	10-10	4th/2:32	Jackson 13-yd pass from Kaliakmanis
Minnesota	6	22	0:58	13-10	4th/0:00	Kesich 47-yd FG
Colorado	4	6	1:12	3-0	2nd/4:20	Feely 31-yd FG
Colorado	1	30	0:08	10-0	2nd/2:35	Dawson 30-yd pass from Sanders
Colorado	6	50	0:49	13-0	2nd/0:00	Feely 32-yd FG
Colorado	10	75	3:01	20-7	3rd/6:49	Weaver 12-yd pass from Sanders
Colorado	8	55	3:45	23-7	3rd/1:20	Feely 30-yd FG
Colorado	9	65	4:09	29-7	4th/10:45	Dawson 8-yd rush
Colorado	6	55	3:03	36-7	4th/4:54	Sanders 6-yd rush
Northern Illinois	4	-8	2:13	3-7	1st/3:08	Seibert 30-yd FG
Northern Illinois	11	75	0:04	11-35	4th/0:04	Carter 4-yd pass from Hampton
Louisiana Tech	10	87	5:11	7-7	2nd/6:07	Fields 14-yd rush
Louisiana Tech	6	51	3:22	14-28	4th/5:17	Allen 20-yd pass from Turner
Michigan	11	75	5:40	7-0	1st/9:20	Wilson 29-yd pass from McCarthy
Michigan	3	29	1:24	14-0	1st/7:15	Mullins 29-yd rush
Michigan	9	88	5:02	21-0	2nd/11:22	McCarthy 21-yd rush
Michigan	8	55	3:36	28-0	2nd/0:23	Wilson 16-yd pass from McCarthy
Michigan	11	78	5:50	35-0	3rd/5:58	Corum 1-yd rush
Michigan	13	63	6:21	38-0	4th/14:17	Turner 30-yd FG
Michigan	10	50	5:48	45-0	4th/4:37	O'Leary 8-yd pass from Denegal
Illinois	5	76	1:45	7-17	2nd/1:31	Bryant 46-yd pass from Altmeyer
Northwestern	5	-14	2:21	3-0	1st/7:17	Olsen 45-yd FG
Northwestern	10	73	5:32	6-3	2nd/5:48	Olsen 37-yd FG
Northwestern	6	68	2:48	9-17	4th/11:09	Olsen 25-yd FG
Purdue	3	24	0:46	6-24	4th/9:09	Dixon-Veal 29-yd pass from Card
Purdue	0	0	0:00	12-24	4th/6:24	Jenkins 55-yd fumble return





# INDIVIDUAL CAREER/SEASON SUPERLATIVES

## SEASON AND CAREER, MOST PASSING YARDS

PLAYER	2023	CAREER	2023	CAREER
Heinrich Haarberg	199 vs. Michigan	same	72* vs. Purdue (Lloyd)	same
Chubba Purdy		181^ vs. NC State, '20		69^ vs. NC State, '20
Jeff Sims	114 at Minnesota	359 vs. Pittsburgh, '21	34* at Minnesota (A. Bullock)	77 # Georgia Tech, '21

\*-Indicates touchdown pass; #-Georgia Tech; ^ - at Florida State

## SEASON AND CAREER, LONGEST PASS

## SEASON AND CAREER, MOST RECEIVING YARDS

PLAYER	2023	CAREER	2023	CAREER
Alex Bullock	56 at Minnesota	same	34 * at Minnesota (Sims)	same
Nate Boerkircher	33 at Colorado	same	17 at Colorado (Sims)	19 vs. North Dakota, '22 (Thompson)
Janiran Bonner	5 vs. Illinois	same	5 at Illinois (Haarberg)	same
Malachi Coleman	44 vs. Northwestern	same	44* vs. Northwestern (Haarberg)	same
Jaidyn Doss	16 vs. Purdue	same	16 vs. Purdue (Haarberg)	same
Isaiah Garcia-Castaneda	7 at Minnesota	120 at Northwestern, '22	6 at Minnesota (Sims)	75-& at New Mexico, 21
Gabe Ervin Jr.	20 vs. Northern Illinois	same	12 vs. Northern Illinois (Haarberg)	same
Thomas Fidone III	42 vs. Northern Illinois; at Illinois	same	29 * vs. La Tech (Haarberg)	same
Josh Fleeks	24 vs. Purdue	126# at Oklahoma State, '19	23 vs. Purdue (Haarberg)	64 # at Oklahoma State, '19
Anthony Grant	9 vs. Northern Illinois	34 at Rutgers '22	9 vs. Northern Illinois (Haarberg)	16 vs. Illinois, '22 (Thompson)
Heinrich Haarberg	10 at Minnesota	same	6 at Minnesota (Sims)	same
Ty Hahn	21 vs. Illinois	same	21 at Illinois (Haarberg)	same
Billy Kemp IV	62 vs. Louisiana Tech	106 ! at North Carolina, '21	34 vs. Michigan (Haarberg)	same
Rahmir Johnson	6 at Minnesota	105 Michigan, '21	6 at Minnesota (Sims)	43 Michigan, '21 (Martinez)
Emmett Johnson	20 vs. Michigan	same	13 vs. Michigan (Haarberg)	same
Jaylen Lloyd	73 vs. Purdue	same	73* vs. Purdue (Haarberg)	same
Marcus Washington	56 vs. Michigan	123 vs. Ga. Southern, '22	56 vs. Michigan (Haarberg)	58-@ vs. Oklahoma State 2021

\*-Indicates touchdown scored &-at New Mexico State; @-Texas; !-at Virginia; #-at Baylor

## SEASON AND CAREER, LONGEST CATCH

## SEASON AND CAREER, MOST RUSHING YARDS

PLAYER	2023	CAREER	2023	CAREER
Timmy Bleekrode	10 vs. Louisiana Tech	same	10 vs. Louisiana Tech	same
Janiran Bonner	5 vs. Michigan	same	3 vs. Michigan	same
Gabe Ervin Jr.	74 at Colorado	same	27 at Minnesota	same
Anthony Grant	135 vs. Louisiana Tech	189 vs. North Dakota '22	34 vs. Louisiana Tech	46** at NW; vs. No. Dakota, '22
Josh Fleeks	74 vs. Michigan	74 vs. Michigan	74 * vs. Michigan	same
Isaiah Garcia-Castaneda		6 vs. Kentucky, '21		6 & vs. Kentucky, '21
Heinrich Haarberg	157 vs. Louisiana Tech	same	72 * vs. Louisiana Tech	same
Tommi Hill	-5 vs. Northern Illinois	same	-5 vs. Northern Illinois	same
Billy Kemp IV	9* vs. Louisiana Tech	23 @ vs. Wake Forest, '20	9 * vs. Louisiana Tech	9 3x, last vs. Louisiana Tech
Emmett Johnson	76 vs. Purdue	same	28 * vs. Purdue	same
Rahmir Johnson	66 at Colorado	83 at Minnesota, '2	44 at Colorado	same
Luke Lindenmeyer	-2 at Colorado	same	-1 at Colorado	same
Maurice Mazzucca	6 vs. Purdue	same	6 vs. Purdue	same
Jaylen Lloyd	9 at Minnesota	same	9 at Minnesota	same
Trevin Lubin	18 vs. Northern Illinois	same	18 vs. Northern Illinois	same
Chubba Purdy		54^ vs. NC State, '20		21^ vs. NC State, '20
Jeff Sims	91 at Minnesota	128 # North Carolina, '21	*57 at Colorado	same

\*-Indicates touchdown scored ; ^-Florida State; #-Georgia Tech; &-New Mexico State @-Virginia

## SEASON AND CAREER, LONGEST RUN

## SEASON AND CAREER, MOST TACKLES, TFLS AND SACKS

PLAYER	TACKLES (2023)	CAREER	TFL (2023)	CAREER	SACKS (2023)	CAREER
Dwight Bootle	2 vs. No. Illinois	same		none		none
Chief Borders	3 vs. Michigan	same		none		none
Derek Branch	1 vs. No. Illinois	same		none		none
Kody Bretz	2 vs. Michigan	same		none		none
Omar Brown	8 vs. Louisiana Tech	11 \$, at Iowa State, '19	1.5 vs. Purdue	same		none
Ru'Quan Buckley	1 vs. La. Tech, Mich.	1 vs. Ford., '21; vs. La. Tech		none		none
Marques Buford Jr.		8 at NW; vs. Minn., '22		1.0 vs UND, Illinois '22		none
John Bullock	8 vs. Louisiana Tech	same	1.0 at Illinois	none	1.0 at Illinois	none
Jimari Butler	6 vs. Northwestern	same	1.5 vs. Northwestern	same	1.0 4x last vs. NW	same
Isaac Gifford	10 vs. Purdue	11 vs. Ga. Southern, '22	2.0 vs. Purdue	2.0 vs. Indiana, '22; Purdue '23	0.5 vs. Northwestern	1.0 vs. Illinois, 2022
Blaise Gunnerson	4 at Minnesota; La Tech	same	1.0 at Minnesota	same	1.0 at Minnesota	same
Mikai Gbayor	6 at Colorado	same	1.0 at Colo.; at Illinois	same		none
Malcolm Hartzog	6 at Colorado	same	1.0 at Minnesota	1.0 vs. Wis, '22; at Minn., '23		none
Austin Hausmann	1 vs. Northwestern	same		none		none
Nick Henrich	9 vs. Michigan	15 vs. Michigan, '21	2.0 at Colorado	same	2.0 at Colorado	same
Tommi Hill	2 vs. Michigan; at Illinois	8 vs. Ga. Southern, '22		none		none
Nash Hutmacher	7 vs. Northwestern	same	2.5 vs. No. Illinois; NW	same	2.5 vs. Northwestern	same
Elijah Jeudy	2 vs. La Tech; NW	same	1.0 vs. Northwestern			
Sua Lefotu	2 vs. Michigan	none		none		none
Cameron Lenhardt	3 at Minn.; at Colo.; NW	same	2.0 at Colorado	same	2.0 at Colorado	same
Tamon Lynum	3 vs. Michigan	same	1.0 at Colorado	same	1.0 at Colorado	same
Ethan Nation	3 vs. Northwestern			none		none
Quinton Newsome	6 at Minnesota	10 vs. Ohio State, '21	1.0 vs. Louisiana Tech	2.5 vs. Illinois, '22		1 vs. Fordham, '21 Ill. '22
Luke Reimer	6 vs. Northwestern	19 vs. Purdue, '21	1.5 at Colorado	1.5 4x, last at Colorado, '23	1.5 at Colorado	same
Ty Robinson	3 3x, last at Illinois	6 vs. Illinois, '22	0.5 vs. NIU, Mich.	1.0 6x, last vs. Minnesota, '22	0.5 vs. No. Illinois	1 3x, last vs. Minnesota, '22
A.J. Rollins	4 vs. No. Illinois; Mich.	same		none		none
DeShon Singleton	7 at Minnesota; La Tech	same	1.5 vs. Louisiana Tech	same		none
Phalen Sanford	6 at Illinois; vs. Purdue	same	0.5 vs. Purdue	none		none
MJ Sherman	3 at Minnesota; at Illinois	same	1.0 vs. No. Illinois	same	1.0 vs. No. Illinois	same
Garrett Snodgrass	1 at Minnesota; NW	4 vs. Illinois, '20		none		none
Grant Tagge		1 at Illinois; at Wis., '21		none		none
Riley Van Poppel	1 at Colorado; Mich.	same	1.0 vs. Northwestern	same	1.0 vs. Northwestern	same
Princewell Umanmeilen	7 vs. Northwestern	same		none		none
Kai Wallen	1 at Colorado	same		none		none
James Williams	1 vs. NW; vs. Purdue	same	1.0 vs. Northwestern	same	1.0 vs. Northwestern	none
Javin Wright	7 vs. Michigan	same		none		none

\$-at Northern Iowa; %-Arizona State; #-Georgia;



# NEBRASKA STATISTICAL HIGHS AND LOWS

NEBRASKA TOTALS	HIGHS	LOWS
Points Scored	35 vs. Northern Illinois	7 vs. Michigan
First Downs	23 vs. Northern Illinois	10 vs. Michigan
Rushing Attempts	49 at Illinois	21 vs. Michigan
Rushing Yards	312 vs. Louisiana Tech	106 vs. Michigan
Passes Attempted	25 vs. Michigan	11 vs. Purdue
Passes Completed	14 vs. Northern Illinois; vs. Michigan	6 vs. Purdue
Had Intercepted	3 at Minnesota	0 vs. Northern Illinois; vs. Louisiana Tech; Purdue
Passing Yards	199 vs. Michigan	85 Northwestern
Total Plays	73 at Illinois	46 vs. Michigan
Total Yards	419 vs. Louisiana Tech	248 Northwestern
Possession Time	37:07 at Illinois	21:59 vs. Michigan
Fumbles	5 vs. Purdue	1 vs. Northern Illinois
Fumbles Lost	4 vs. Purdue	0 vs. Louisiana Tech; vs. Michigan; Northwestern
Turnovers	4 at Minnesota, at Colorado	0 vs. Louisiana Tech
Turnover Margin	+1 vs. Louisiana Tech	-3 at Minnesota, at Colorado
Penalties	10 at Illinois	3 Northwestern
Yards Penalized	70 vs. Northern Illinois at Illinois	30 vs. Michigan; Northwestern
Sacks By-Yards Lost	8.0-65 at Colorado; 8-51 Northwestern	0-0 vs. Louisiana Tech; vs. Michigan
Team Tackles for Loss-Yards	13-62 vs. Northwestern	1.0-3 vs. Michigan

## NEBRASKA INDIVIDUAL OFFENSIVE HIGHS

Most Rushing Attempts	22; Anthony Grant vs. Louisiana Tech
Most Net Rushing Yards	157; Heinrich Haarberg vs. Louisiana Tech
Most Rushing TDs	1; 10 times
Longest TD Run	74; Josh Fleeks vs. Michigan
Longest Run, No TD	44; Rahmir Johnson at Colorado
Most Pass Attempts	25; Heinrich Haarberg vs. Michigan
Most Completed Passes	14; Heinrich Haarberg vs. Northern Illinois; vs. Michigan
Most Passing Yards	199; Heinrich Haarberg vs. Michigan
Most Passing TDs	2; Heinrich Haarberg vs. Northern Illinois; vs. Purdue
Longest TD Pass	73; Heinrich Haarberg to Jaylen Lloyd vs. Purdue
Longest Pass, No TD	56; Heinrich Haarberg to Marcus Washington vs. Michigan
Most Pass Receptions	5; Billy Kemp at Colorado; vs. Louisiana Tech
Most Receiving Yards	73; Jaylen Lloyd vs. Purdue
Most TD Receptions	1; Several players
Most Total Offense Attempts	45; Heinrich Haarberg vs. Northern Illinois (21 rush, 24 pass)
Most Total Offense Yards	264; Heinrich Haarberg vs. Louisiana Tech (157 rush, 107 passing)
Most All-Purpose Attempts	23; Anthony Grant vs. Louisiana Tech
Most All-Purpose Yards	157; Heinrich Haarberg vs. Louisiana Tech
Most Touchdowns Scored	1; Several times

## NEBRASKA INDIVIDUAL SPECIAL TEAMS HIGHS

Most Field Goals Attempted	3; Tristan Alvano at Illinois
Most Field Goals Made	2; Tristan Alvano at Illinois
Longest Field Goal Made	55; Tristan Alvano vs. Purdue
Longest Field Goal Attempted	47; Tristan Alvano vs. Purdue
Longest Punt Return, TD	None
Longest Punt Return, No TD	8; Billy Kemp vs. Louisiana Tech
Most Punt Return Yardage	8; Billy Kemp at Minnesota; vs. Louisiana Tech
Longest Kickoff Return, TD	None
Longest Kickoff Return, No TD	63; Rahmir Johnson at Minnesota
Longest Blocked Punt, TD	None
Longest Blocked Field Goal Return	68; Quinton Newsome vs. Purdue
Most Kickoff Return Yardage	63; Rahmir Johnson at Minnesota
Most Punts	7; Brian Buschini vs. Northwestern (41.0 avg)
Highest Punting Average	47.7; Brian Buschini at Minnesota (3 punts)
Longest Punt	60; Brian Buschini at Minnesota
Most Blocked Field Goals	1; Elijah Juedy vs. Purdue
Most Blocked Punts	1; Blaise Gunnerson at Illinois
Most Blocked PAT	None

## NEBRASKA INDIVIDUAL DEFENSIVE HIGHS

Most Total Tackles	10; Isaac Gifford vs. Purdue
Most Solo Tackles	8; Isaac Gifford at Colorado
Most Tackles for Loss	2.5; Nash Hutmacher vs. Northern Illinois; vs. Northwestern
Most Yards Lost	16; Nash Hutmacher (2.5 TFL) vs. Northwestern
Most Quarterback Sacks	2.5; Nash Hutmacher vs. Northwestern
Most Yards Lost	16; Nash Hutmacher vs. Northwestern
Most Pass Breakups	3; Isaac Gifford at Illinois
Most Interceptions	2; Tommi Hill vs. Purdue
Longest Interception TD Return	None
Longest Interception Return, No TD	39; Quinton Newsome at Illinois
Longest Fumble TD Return	None
Longest Fumble Return, No TD	10; Tommi Hill at Illinois

## OPPONENT STATISTICAL HIGHS AND LOWS

OPPONENT TOTALS	HIGHS	LOWS
Points Scored	45 vs. Michigan	7 at Illinois
First Downs	26 vs. Michigan	10 vs. Purdue
Rushing Attempts	51 vs. Michigan	19 at Illinois
Rushing Yards	249 vs. Michigan	21 at Illinois
Passes Attempted	47 at Illinois	23 vs. Michigan; vs. Northwestern
Passes Completed	32 at Colorado	12; vs. Northwestern
Had Intercepted	2 vs. Purdue	0 at Colorado; vs. Michigan
Passing Yards	396 at Colorado	123 vs. Northern Illinois
Total Plays	77 at Colorado	58 vs. Northern Illinois
Total Yards	454 at Colorado	149 vs. Northern Illinois
Possession Time	38:01 vs. Michigan	22:53 at Illinois
Fumbles	3 vs. Louisiana Tech	0 at Minnesota
Fumbles Lost	1 at Colorado; at Illinois	0 at Minn.; vs. N. Illinois; vs. Louisiana Tech; vs. Mich.; vs. NW
Turnovers	3 vs. Purdue	0 vs. Michigan
Turnover Margin	+3 at Minnesota; at Colorado	-1 vs. Louisiana Tech
Penalties	12 vs. Louisiana Tech	0 vs. Michigan
Yards Penalized	100 vs. Louisiana Tech	0 vs. Michigan
Sacks By-Yards Lost	4.0-24 vs. Michigan	0-0 vs. Northwestern
Team Tackles for Loss-Yards	9.0-32 vs. Louisiana Tech; 9-43 vs. Purdue	2.0-4 vs. Northwestern

### OPPONENT INDIVIDUAL HIGHS

Most Yards Rushing	74; Blake Corum (Michigan)
Most Rushing Attempts	16; Blake Corum (Michigan)
Most Yards Passing	393; Shedeur Sanders (Colorado)
Most Passing Attempts	47; Luke Altmyer (Illinois)
Most Pass Completions	31; Shedeur Sanders (Colorado)
Most Pass Receptions	10; Xavier Weaver (Colorado); Smoke Harris (Louisiana Tech)
Most Yards Receiving	170; Xavier Weaver (Colorado)

### OPPONENT INDIVIDUAL LONGEST PLAYS

Rush	39; Anthony Tyrus III (Northwestern)
Pass	66; Brendan Sullivan to Bryce Kirtz (Northwestern)
Field Goal	47; Dragan Kesich (Minnesota)
Punt Return	30; Tyler Morris (Michigan)
Kickoff Return	25; Tyrone Tracy Jr. (Purdue)
Fumble Return	55; Kydran Jenkins (Purdue)
Interception Return	14; Tyler Nubin (Minnesota)
Punt	65; Tommy Doman (Michigan); Jack Ansell (Purdue)

\*-Indicates touchdown scored

## MINNESOTA 13, NEBRASKA 10

SCORE BY QUARTERS	1	2	3	4	FINAL
Nebraska	0	0	7	3	10
Minnesota	0	3	0	10	13

### SCORING SUMMARY

QTR	TEAM	TIME	SCORE
2nd	MINN	12:31	Kesich 34 yd Field Goal
3rd	NEB	14:03	A. Bullock 34 yd pass from Sims (Alvano kick)
4th	MINN	02:32	Jackson 13 yd pass from Kaliakmanis (Kesich kick)
4th	MINN	00:00	Kesich 47 yd Field Goal

**Minneapolis (Aug. 31)** Nebraska's defense provided an outstanding effort, but a 47-yard walk-off field goal by Minnesota's Dragan Kesich lifted the Golden Gophers to a 13-10 victory over the Huskers.

Minnesota capitalized on a pair of Nebraska turnovers in the final five minutes after the Huskers built a 10-3 lead and had the ball near midfield late in the fourth quarter.

Nebraska finished the night with 181 rushing yards and 114 passing yards, while holding the Gophers to just 55 on the ground and 196 through the air. A 4-1 turnover edge by the Gophers was enough to doom the Big Red.

Quarterback Jeff Sims finished the night 11-of-19 through the air for 114 yards, while adding a team-best 91 rushing yards on 19 carries. Alex Bullock led the Husker receivers with three receptions for 56 yards and a touchdown.

DeShon Singleton and Omar Brown led a gritty Blackshirt defensive effort with seven tackles apiece, while Brown added an interception. Nash Hutmacher, Blaise Gunnerson and Luke Reimer all contributed sacks for the Husker defense that allowed just 251 yards.

The decisive turnover came with less than one minute left and Nebraska moving the ball in hopes of a walk-off score of its own. A Sims pass over the middle intended for Nate Boerkircher was intercepted by Minnesota's Tyler Nuben - his second of the game - at the Gopher 35 with 58 seconds remaining. Minnesota then moved the ball quickly to the Nebraska 35, hoping to push the ball a few yards closer for the strong leg of Kesich. But the Gophers were flagged for a false start to set up 3rd-and-13 at the NU 40 with 17 seconds left. The Gophers overcame the mistake with an 11-yard run by Sean Tyler to set up Kesich's 47-yard field goal as time expired.

The whole exchange may have been impossible had the Big Red not suffered a lost fumble from Anthony Grant with 4:53 left that was forced by Justin Walley and recovered by Aidan Gousby at the Minnesota 47. Just over two minutes later, UM quarterback Athan Kaliakmanis kept Minnesota's hopes alive by connecting with Daniel Jackson on a 13-yard touchdown on 4th-and-10 with 2:32 remaining in the game. Kaliakmanis finished the night 24-of-44 passing for 196 yards with one touchdown and one interception while being sacked three times. Jackson led the Gopher receivers with nine receptions for 68 yards.

In a low-scoring Big Ten slugfest, Nebraska scored its first touchdown of the season on back-to-back huge plays to open the second half. Rahmir Johnson opened the second half with a 63-yard kickoff return. On the first play from scrimmage, Sims pitched the ball to the right to Grant, who threw a lateral back to Sims in the left flat that bounded to the turf. Sims gave chase, gathered the ball and threw deep for a 34-yard touchdown to Alex Bullock, who was standing alone in the end zone.

Nebraska's defense continued to play lights out for the rest of the quarter, including a crucial interception by cornerback Omar Brown late in the period after the Golden Gophers threatened the Husker red zone.

The Big Red moved the ball effectively late in the period and took the 7-3 edge to fourth quarter after penetrating the Minnesota red zone. The Huskers pushed inside the Gopher 5 but could not punch it in the end zone. Alvano came on to boot the first field goal of his career, connecting from 27 yards with 12:42 left to extend NU's edge to 10-3.

### TEAM STATISTICS

	NEB	MINN
FIRST DOWNS	18	20
RUSHES-YARDS (NET)	37-181	25-55
PASSING YDS (NET)	114	196
Passes Att-Comp-Int	19-11-3	44-24-1
TOTAL OFFENSE PLAYS-YARDS	56-295	69-251
Fumble Returns-Yards	0-0	0-0
Punt Returns-Yards	2-8	1-10
Kickoff Returns-Yards	2-78	3-49
Interception Returns-Yards	1-0	3-14
Punts (Number-Avg)	3-47.7	4-45.0
Fumbles-Lost	2-1	0-0
Penalties-Yards	7-55	3-25
Possession Time	29:18	30:42
Third-Down Conversions	5-11	8-17
Fourth-Down Conversions	0-0	2-2
Red-Zone Scores-Chances	1-2	2-2
Sacks By: Number-Yards	3-12	3-26

**RUSHING:** MINN-Tyler, Sean 10-41; Williams, Bryce 6-14; Kaliakmanis, Athan 6-5 Taylor, Darius 1-3; TEAM 1-3; Jackson, Daniel 1-5. **NEB-Sims,** Jeff 19-91; Ervin Jr., Gabe 7-55; Grant, Anthony 9-27; Lloyd Jaylen 1-9; Johnson, Rahmir 1-1

**PASSING:** MINN-Kaliakmanis, Athan 24-44-1-196-1. **NEB-Sims,** Jeff 11-19-3-114-1

**RECEIVING:** MINN- Jackson, Daniel 9-68; Crooms, Corey 7-63; Spann-Ford, Brevyn 5-45; Williams, Bryce 2-11; Spencer, Elijah 1-9. **NEB-Bullock,** Alex 3-56; Washington, Marcus 3-31; Johnson, Rahmir 2-6; Haarberg, Heinrich 1-10 Garcia-Castaneda, Isaiah 1-7; Boerkircher, Nate 1-4

**INTERCEPTIONS:** MINN-Nubin, Tyler 2-14; Jones, Tre'von 1-0. **NEB-Brown,** Omar 1-0

**FUMBLES:** MINN-None; **NEB-Team** 1-0; Anthony Grant 1-1;

**TACKLES:** MINN-Jones, Tre'Von 8-1. **NEB-Brown,** Omar 5-2; Singleton, DeShon 2-5

## NO. 22 COLORADO 36, NEBRASKA 14

SCORE BY QUARTERS	1	2	3	4	FINAL
Nebraska	0	0	7	7	14
No. 22 Colorado	0	13	10	13	36

### SCORING SUMMARY

QTR	TEAM	TIME	SCORE
2	COL	04:20	Feely 31 yd Field Goal
2	COL	02:35	Dawson 30 yd pass from Sanders (Feely kick)
2	COL	00:00	Feely 32 yd Field Goal
3	NEB	09:50	Sims 57 yd rush (Alvano kick)
3	COL	06:49	Weaver 12 yd pass by Sanders (Feely kick)
3	COL	01:20	Feely 30 yd Field Goal
4	COL	10:45	Dawson 8 yd rush (Pass Failed)
4	COL	04:54	Sanders 6 yd rush (Feely kick)
4	NEB	00:00	Fidone II 4 yd from Haarberg (Alvano Kick)

**Boulder, Colo. (Sept. 9)** - Nebraska got a third-quarter touchdown by Jeff Sims to pull within 13-7, but the Huskers were unable to get any closer as No. 22 Colorado pulled away for a 36-14 victory.

Sims capped a 66-yard drive with a career-long 57-yard sprint to paydirt to pull the Big Red within six with 9:50 remaining in the third quarter.

The rest of the second half belonged to Colorado, as the Buffaloes put up 23 unanswered points before Nebraska scored in the final seconds.

Colorado quarterback Shedeur Sanders connected on 31-of-42 passes for 393 yards and two touchdowns and rushed for another. Xavier Weaver led the CU receiving corps with 10 grabs for 170 yards and a score that extended CU's advantage to 20-7 midway through the third quarter.

The Huskers managed 341 total yards, including 119 passing and 222 rushing, while the Buffaloes had 468 total yards, including 396 through the air, and took advantage of four Husker turnovers that led to 17 CU points.

Colorado capitalized on back-to-back turnovers to break a scoreless tie and take a 13-0 lead into the locker room. A fumbled snap gave CU the ball at the NU 25-yard line before settling for a Jace Feely 31-yard field goal. On the next possession, Sims was picked off and CU turned that miscue into a touchdown, as Sanders found Tar'Varish Dawson on a 30-yard pass on the Buffs' next play from scrimmage. After a Husker punt, Feely's 32-yard field goal capped a six-play 50-yard drive in the final seconds of the first half.

Sims completed 9-of-15 passes for 106 yards and an interception, while Heinrich Haarberg completed 2-of-6 attempts for 13 yards and a score for Nebraska. Billy Kemp IV was Nebraska's top target, hauling in five catches for 57 yards. Gabe Ervin Jr. led the NU ground game with a career-high 74 yards on 17 carries. Sims added 67 yards on 10 attempts with a score, while Rahmir Johnson contributed 66 yards on 11 totes.

After Sims' score, Colorado responded by going 75 yards in 10 plays capped by Weaver's 12-yard touchdown catch after his 41-yard catch and run on third down set up the score. The Buffaloes tacked on a field goal and a pair of touchdowns to grow the lead to 29, before Haarberg threw a 4-yard pass for Travis Fidone II on the final play from scrimmage.

Nebraska had eight sacks - the most by Nebraska since 2009 in the losing effort, including two apiece from Nick Henrich and Cameron Lenhardt.

### TEAM STATISTICS

	NEB	COLO
FIRST DOWNS	16	23
RUSHES-YARDS (NET)	41-222	33-72
PASSING YDS (NET)	119	396
Passes Att-Comp-Int	22-11-1	44-32-0
TOTAL OFFENSE PLAYS-YARDS	63-341	77-454
Fumble Returns-Yards	0-0	1-5
Punt Returns-Yards	0-0	1-11
Kickoff Returns-Yards	1-23	0-0
Interception Returns-Yards	0-0	1-4
Punts (Number-Avg)	4-35.0	4-38.2
Fumbles-Lost	4-3	1-1
Penalties-Yards	6-40	9-80
Possession Time	29:41	30:19
Third-Down Conversions	4-13	10-18
Fourth-Down Conversions	0-2	0-1
Red-Zone Scores-Chances	1-1	6-6
Sacks By: Number-Yards	8-65	2-14

**RUSHING:** COLO-Edwards, Dylan 9-55; Hankerson, Anthony 6-26; Offerdahl, Charlie 2-11; Dawson, Tar'Vish 1-8; Wilkerson, Sy'Veon 1-1; Smoke, Kavosley 1-0; Horn Jr., Jimmy 1-1; Staub, Ryan 1-12; Sanders,Shedeur 11-16. **NEB-Ervin Jr.,** Gabe 17-74; Sims, Jeff 10-67; Johnson, Rahmir 11-66; Haarberg, Heinrich 2-17; Lindenmeyer, Luke 1-2.

**PASSING:** COLO-Sanders, Shedeur 31-42-0-393-2; Staub, Ryan 1-2-0-3-0. **NEB-Sims,** Jeff 9-15-1-106-0; Haarberg, Heinrich 2-6-0-13-1; Purdy, Chubba 0-1-0-0-0.

**RECEIVING:** COLO- Weaver, Xavier 10-170; Horn Jr., Jimmy 8-64; Hunter, Travis 3-73; Dawson, Tar'Varish 3-41; Edwards, Dylan 3-8; Harrison, Michael 2-25; Hankerson, Anthony 1-8; Wilkerson, Sy'veon 1-4; Gaines, Willie 1-3. **NEB-Kemp,** Billy 5-57; Boerkircher, Nate 2-33; Fidone, Thomas 2-13; Washington, Marcus 1-13; Johnson, Rahmir 1-3

**INTERCEPTIONS:** COLO-Silmon-Craig, Cam'Ron 1-15. **NEB-None**

**FUMBLES:** COLO- Staub, Ryan 1-1 **NEB- Sims,** Jeff 2-2, Lindenmeyer, Luke 1-0, Ervin Jr., Gabe 1-1

**TACKLES:** COLO- Cooper, Omarion 5-1. **NEB-Gifford,** Isaac 8-0

## NEBRASKA 35, NO. ILLINOIS 11

SCORE BY QUARTERS	1	2	3	4	FINAL
Northern Illinois	3	0	0	8	11
Nebraska	7	7	7	14	35

### SCORING SUMMARY

QTR	TEAM	TIME	SCORE
1st	NEB	09:39	Kemp 10 yd pass from Haarberg (Alvano kick)
1st	NIU	03:08	Seibert 30 yd Field Goal
2nd	NEB	03:15	Fidone II 16 yd pass from Haarberg (Alvano kick)
3rd	NEB	01:00	Ervin Jr. 3 yd rush (Alvano kick)
4th	NEB	08:19	Haarberg 20 yd rush (Alvano kick)
4th	NEB	03:23	Grant 11 yd rush (Alvano kick)
4th	NIU	00:04	Carter 4 yd pass from Hampton (Dozier pass from Hampton)

**Lincoln (Sept. 16)** -The Blackshirts put up an impressive defensive performance, while quarterback Heinrich Haarberg guided the Huskers effectively in his first career start as Nebraska picked up its first win under Matt Rhule with a 35-11 victory over Northern Illinois in the home opener at Memorial Stadium.

Haarberg, making the start as Jeff Sims was out with an injury, finished with 256 total yards to guide a Husker attack that rolled up 382 yards of total offense. Haarberg completed 14-of-24 passes for 158 yards and two touchdowns while rushing for 98 yards and a score on 21 carries.

The Blackshirts were dominant, holding Northern Illinois to just 26 rushing yards, while limiting NIU starting quarterback Rocky Lombardi to 11-for-28 passing for 73 yards and an interception. Nebraska, which notched its first win of the season, held Northern Illinois to just 149 total yards in a dominant defensive performance, as the Huskies were held without a touchdown until the final seconds of the game.

The Huskers scored on their first possession, going 55 yards in six plays as Haarberg connected with Billy Kemp IV on a 10-yard touchdown strike to put the Huskers up 7-0 with 9:39 left in the first quarter.

Northern Illinois had an early opportunity to tie the game, getting the ball first-and-goal at the NU 5-yard line following a sack and fumble by Haarberg. The Blackshirts stood tall and got a nine-yard sack on third down to force a 30-yard field goal from Jake Seibert.

Nebraska continued to lead 7-3 until late in the second quarter, when the Huskers took advantage of a short field that was created by a stout Husker defense and a low snap that was momentarily mishandled in the end zone by NIU's punter. Nebraska needed only four plays to go 36 yards, as Haarberg found Thomas Fidone II for a 16-yard scoring strike to extend the lead to 14-3. Fidone finished with team highs of four receptions for 42 yards in the game.

Nebraska used its best drive of the night to extend the lead to 21-3 late in the third quarter. NU marched 76 yards on 14 plays before Gabe Ervin Jr. scored from three-yards out with 1:00 left in the third period. The sophomore running back finished with 14 carries for 67 yards on the night.

Haarberg led another sustained drive in the fourth quarter, moving the Big Red 65 yards in nine plays capped by his own 20-yard touchdown run to put the Huskers up 28-3 with 8:19 left. Javin Wright's interception set up NU's last score, as Anthony Grant scampered 11 yards to paydirt to wrap up a 35-yard drive in five plays to make it 35-3 with 3:23 remaining.

NIU was held under 100 total yards until an 11-play, 75-yard drive in the final minutes culminated in a Chris Carter four-yard touchdown reception from Ethan Hampton with four seconds remaining.

### TEAM STATISTICS

	NIU	NEB
FIRST DOWNS	12	23
RUSHES-YARDS (NET)	22-26	44-224
PASSING-YARDS (NET)	123	158
Passes Att-Comp-Int	36-17-1	24-14-0
TOTAL OFFENSE PLAYS-YARDS	58-149	68-382
Fumble Returns-Yards	0-0	0-0
Punt Returns-Yards	1--2	2-3
Kickoff Returns-Yards	1-13	2-16
Interception Returns-Yards	0-0	1-12
Punts (Number-Avg)	9-40.9	6-42.8
Fumbles-Lost	0-0	0-0
Penalties-Yards	2-10	5-70
Possession Time	23:43	36:17
Third-Down Conversions	4-15	8-14
Fourth-Down Conversions	1-1	0-0
Red-Zone Scores-Chances	2-2	5-5
Sacks By: Number-Yards	1-7	3-27

**RUSHING:** NIU- Brown, Antonio 8-16; Williams, Gavin 4-14; Flowers, Kendrell 3-10; Lampe, Brock 2-4; Lombardi, Rocky 5--18. **NEB-** Haarberg, Heinrich 21-98; Ervin Jr., Gabe 14-67; Grant, Anthony 7-46; Luben, Trevin 1-18; Hill, Tommi 1--5

**PASSING:** NIU-Lombardi, Rocky 11-28-1 73 0; Hampton, Ethan 6-8-0-50-1.

**NEB-**Haarberg, Heinrich 14-24-0-158-2

**RECEIVING:** NIU-Patterson, Davis 2-30; Pardridge, Dane 2-18; Carter, Chris 2-12; Rutkiewicz, Kacper 2-7; Dozier, Billy 1-17; Lampe, Brock 1-9; Pipkin, Keyshaun 1-8; Johnson, Jalen 1-6; Rudolph, Trayvon 1-5; Barnes, Grayson 1-3; Williams, Gavin 1-3; Flowers, Kendrell 1-3; Brown, Antonio 1-2. **NEB-** Fidone, Thomas 4-42; Kemp, Billy 3-13; Washington, Marcus 2-37; Ervin Jr., Gabe 2-20; Bullock, Alex 1-33; Grant, Anthony 1-9; Fleeks, Josh 1-4

**INTERCEPTIONS:** NIU-0-0. **NEB-**Wright, Javin 1-12

**FUMBLES:** NIU-None. **NEB-**Haarberg, Heinrich 1-1

**TACKLES:** NIU- Valcarcels, Nate 7-3. **NEB-**Hutmacher, Nash 3-3

## NEBRASKA 28, LOUISIANA TECH 14

SCORE BY QUARTERS	1	2	3	4	FINAL
Louisiana Tech	0	7	0	7	14
Nebraska	0	7	7	14	28

### SCORING SUMMARY

QTR	TEAM	TIME	SCORE
2nd	NEB	11:31	Kemp 9 yd rush (Alvano kick)
2nd	LT	6:07	Fields 14 yd rush (Barnes kick)
3rd	NEB	9:57	Grant 2 yd rush (Alvano kick)
4th	NEB	14:52	Fidone II 29 yd pass from Haarberg (Alvano kick)
4th	NEB	11:13	Haarberg 72 yd rush (Alvano kick)
4th	LT	5:17	Allen 20 yd pass from Turner (Barnes kick)

**Lincoln (Sept. 23)** -Nebraska relied on its defense and running game to churn out a 28-14 win over Louisiana Tech.

The Huskers put up 419 total yards, including 312 on the ground, while holding the Bulldogs to 338 total yards and just 46 rushing yards. It was the first time in 21 games that NU had at least 300 rushing yards.

Husker quarterback Heinrich Haarberg led the attack with a career-high 157 yards on 19 carries, including a 72-yard touchdown run that gave NU a 28-7 lead with 11:13 left. Haarberg, who also completed 8-of-17 passes for 107 yards and another score, was one of two 100-yard rushers for the Huskers, as Anthony Grant had 135 yards and a touchdown. It was the first time since the 2020 season that NU had multiple 100-yard rushers.

Nebraska led 28-7 with under nine minutes remaining before the game was delayed 55 minutes because of lightning. Louisiana Tech got to within 28-14 with 5:17 remaining and had a chance to pull closer, but Isaac Gifford's interception sealed the Huskers' second straight win.

After a deadlocked first half, the Huskers took control of the game with the ground game, racking up 187 yards on the ground after halftime.

Grant, Haarberg and the Huskers set the tone for a strong second half with a nine-play, 85-yard march on the opening drive of the half that resulted in Grant's three-yard touchdown run. The drive also featured a 34-yard burst by Grant and a 19-yard run by the Husker back on a 4th-and-1 from the NU 21 to set up his score.

The Blackshirts held the Bulldogs scoreless in the third quarter, before Haarberg connected with tight end Thomas Fidone for a 29-yard touchdown on the opening play of the fourth quarter to put the Big Red up 21-7. Haarberg's career long touchdown run pushed the Husker margin to 21 before the lightning delay.

After a scoreless first quarter, Nebraska took a 7-0 lead on Billy Kemp's nine-yard touchdown run that capped a nine-play, 79-yard drive that was highlighted by Timmy Bleekrode's 10-yard run on a fake field goal attempt that converted a 4th-and-4 from the Louisiana Tech 19-yard-line.

Louisiana Tech answered back with a 10-play, 87-yard drive that included a 28-yard pass from quarterback Jack Turner to Cyrus Allen. The big pass play set up a 14-yard Jacob Fields touchdown run that tied the game at 7-7 with 6:07 left in the half. Turner finished the day with 292 yards on 27-of-42 passing, while Fields led Louisiana Tech with 28 yards on six carries.

Omar Brown and John Bullock led the Husker defense with eight tackles apiece while Gifford added seven stops and the game's only forced turnover with his fourth-quarter interception.

### TEAM STATISTICS

	LT	NEB
FIRST DOWNS	17	20
RUSHES-YARDS (NET)	21-46	48-312
PASSING-YARDS (NET)	292	107
Passes Att-Comp-Int	42-27-1	18-8-0
TOTAL OFFENSE PLAYS-YARDS	63-338	66-419
Fumble Returns-Yards	0-0	0-0
Punt Returns-Yards	5-32	1-8
Kickoff Returns-Yards	2-33	2-47
Interception Returns-Yards	0-0	1-0
Punts (Number-Avg)	7-42.3	6-45.3
Fumbles-Lost	3-0	3-0
Penalties-Yards	12-100	6-55
Possession Time	28:02	31:58
Third-Down Conversions	3-12	3-11
Fourth-Down Conversions	0-1	2-2
Red-Zone Scores-Chances	2-2	2-2
Sacks By: Number-Yards	3-24	0-0

**RUSHING:** LT- Fields, Jacob 6-28; Turner, Jack 5-7; Williams, Dakota 4-4; Moody, Keldric 4-1; Harris, Smoke 1-1; TEAM 1--5. **NEB-** Haarberg, Heinrich 19-157; Grant, Anthony 22-135; Bleekrode, Timmy 1-10; Kemp, Billy 1-9; Johnson, Emmett 2-6; Sims, Jeff 1--2; TEAM 2--3

**PASSING:** LT-Turner, Jack 27-42-1-292-1. **NEB-**Haarberg, Heinrich 8-17-0-107-1; Purdy, Chubba 0-1-0-0-0

**RECEIVING:** LT-Harris,Smoke 10-73; Allen, Cyrus 6-102; Fields, Jacob 4-38; Jones, Nate 2-31; Crawford, Decoldest 2-17; Edwards, Tru 1-19; Rivera, Ryan 1-9; Moody, Keldric 1-3. **NEB-** Kemp, Billy 5-62; Fidone, Thomas 1-29; Bullock, Alex 1-14; Grant, Anthony 1-2

**INTERCEPTIONS:** LT-0-0. **NEB-**Gifford, Isaac 1-0

**FUMBLES:** LT- Harris, Smoke 2-0; Team 1-0; **NEB-**Hill, Tommi 1-0, Haarberg, Heinrich 2-0

**TACKLES:** LT- Zimos, Zach 5-4. **NEB-**Brown, Omar 7-1; Bullock, John 3-5

## NO. 2 MICHIGAN 45, NEBRASKA 7

SCORE BY QUARTERS	1	2	3	4	FINAL
Michigan	14	14	7	10	45
Nebraska	0	0	0	7	7

### SCORING SUMMARY

QTR	TEAM	TIME	SCORE
1st	MICH	9:20	Wilson 29 yd pass from McCarthy (Turner kick)
1st	MICH	7:15	Mullings 20 yd rush (Turner kick)
2nd	MICH	11:22	McCarthy 21 yd rush (Turner kick)
2nd	MICH	0:23	Wilson 16 yd pass from McCarthy (Turner kick)
3rd	MICH	5:58	Corum 1 yd rush
4th	MICH	14:17	Turner 30 yd FG
4th	MICH	4:37	O'Leary 8 yd pass from Denegal (Turner kick)
4th	NEB	4:17	Fleeks 74 yd rush (Alvano kick)

**Lincoln (Sept. 30)** - No. 2 Michigan controlled the game from start to finish in a 45-7 win over Nebraska at Memorial Stadium.

Nebraska totaled 305 yards on the day, including 199 yards on 14-of-25 passing by Heinrich Haarberg. The Huskers added 106 on the ground, including 74 by Josh Fleeks on his lone carry of the game in the fourth quarter that accounted for NU's touchdown. Billy Kemp led Nebraska's receivers with four receptions for 61 yards, while Marcus Washington added a 56-yard grab early in the third quarter.

Michigan put up 436 total yards, including 249 on the ground and 187 through the air. J.J. McCarthy led an efficient Wolverine offense by completing 12-of-16 passes for 156 yards with two touchdowns. Blake Corum led the Michigan rushing attack with 74 yards on 16 carries.

Michigan scored on the game's opening drive, covering 75 yards on 11 plays capped by an outstanding 29-yard touchdown catch by Roman Wilson over the top of Isaac Gifford in the back of the end zone.

It was the first of two first-half highlight reel touchdown grabs by Wilson from McCarthy. The second came with 23 seconds left in the half to cap an eight-play, 55-yard march that put the Wolverines up 28-0 at the half. Wilson finished with four receptions for 58 yards.

In between the two passing touchdowns by Michigan, the Wolverines got a 20-yard touchdown run by Kalel Mullings in the first quarter and a 21-yard scoring dash by McCarthy early in the second period.

Michigan added another touchdown on its first drive of the third quarter, scored on a short field goal in the opening minute of the fourth period, and capped the scoring with an eight-yard touchdown pass from Jayden Denegal to Peyton O'Leary with 4:37 left in the game.

The Huskers came up empty on a pair of scoring opportunities earlier in the game. On their first drive of the second half, Nebraska drove to the Michigan 11, but settled for a 40-yard field goal attempt from Tristan Alvano that sailed wide right. Early in the game, the Huskers came up short on a 4th-and-1 at the Michigan 12, ending a promising drive.

Nick Henrich led the Nebraska defense with nine tackles and a pass breakup on the afternoon, while Gifford, Omar Brown and Javin Wright each contributed seven stops.

### TEAM STATISTICS

	MICH	NEB
FIRST DOWNS	26	10
RUSHES-YARDS (NET)	51-249	21-106
PASSING-YARDS (NET)	187	199
Passes Att-Comp-Int	23-16-0	25-14-1
TOTAL OFFENSE PLAYS-YARDS	74-436	46-305
Fumble Returns-Yards	0-0	0-0
Punt Returns-Yards	2-41	0-0
Kickoff Returns-Yards	0-0	2-42
Interception Returns-Yards	1--3	0-0
Punts (Number-Avg)	1-65.0	1-45.7
Fumbles-Lost	1-0	3-0
Penalties-Yards	0-0	4-30
Possession Time	38:01	21:59
Third-Down Conversions	8-13	3-10
Fourth-Down Conversions	2-3	1-3
Sacks By: Number-Yards	4-25	0-0

**RUSHING:** MICH-Corum, Blake 16-74; Edwards, Donovan 14-48; Mullings, Kalel 5-43 McCarthy, J.J. 2-30; Franklin, Leon 6-26 Dunlap, Tavierre 4-14 Denegal, Jayden 2-10 Warren, Davis 1-4 Tuttle, Jack 1-0. **NEB-**Fleeks, Josh 1-74; Grant, Anthony 6-16; Johnson, Emmett 2-9; Bonner, Janiran 2-5; Kemp, Billy 1-4; Haarberg, Heinrich 9--2

**PASSING:** MICH-McCarthy, J.J. 12-16-0-156-2; Tuttle, Jack 3-4-0-23-0; Denegal, Jayden 1-1-0-8-1; Warren, Davis 0-2-0-0-0. **NEB-**Haarberg, Heinrich 14-25-1-199-0

**RECEIVING:** MICH-Wilson, Roman 4-58; Johnson, Cornelius 2-32; Clemons, Darrius 2-29; Barner, AJ 2-26; Loveland, Colston 1-13; O'Leary, Peyton 1-8; Morgan, Semaj 1-8; Morris, Tyler 1-5; Bredeson, Max 1-5; Edwards, Donovan 1-3. **NEB-**Kemp, Billy 4-61; Fidone, Thomas 2-31; Johnson, Emmett 2-20; Washington, Marcus 1-56; Lloyd, Jaylen 1-19; Boerkircher, Nate 1-7; Haarberg, Heinrich 1-2; Fleeks, Josh 1-2; Grant, Anthony 1-1

**INTERCEPTIONS:** MICH-Grant, Kenneth 1--3. **NEB-**Reimer, Luke 1-0

**FUMBLES:** MICH-Morris, Tyler 1-0; **NEB-**Haarberg, Heinrich 2-0; Grant, Anthony 1-0

**TACKLES:** MICH-Steward, Josaiah 3-2; Sabb, Keon 2-3. **NEB-**Henrich, Nick 5-4

## NEBRASKA 20, ILLINOIS 7

SCORE BY QUARTERS	1	2	3	4	FINAL
Nebraska	3	14	3	0	20
Illinois	0	7	0	0	7

### SCORING SUMMARY

QTR	TEAM	TIME	SCORE
1st	NEB	1:59	Alvano 31yd FG
2nd	NEB	6:47	Grant 1 yd rush (Alvano kick)
2nd	NEB	6:37	Haarberg 25 yd rush (Alvano kick)
2nd	ILL	1:31	Bryant 46 yd pass from Altmyer (Griffin kick)
3rd	NEB	8:16	Alvano 32 yd FG

**Champaign, Ill. (Oct. 6)** - Nebraska used an outstanding defensive performance to dominate field position and time of possession in a 20-7 Big Ten road victory at Illinois.

The Blackshirts held Illinois to 310 total yards, including 21 yards rushing, while holding the ball for nearly 38 minutes in limiting the Fighting Illini to one score.

Nebraska finished with 312 total yards and dominated the ground game, 158-21, led by 82 yards and a touchdown from Heinrich Haarberg. Anthony Grant added 56 yards and a score of his own on 20 carries, as Nebraska took control with two touchdowns in a 10-second span midway through the second quarter.

While Illinois managed 310 yards in the game, 74 came on the opening drive, which ended with a goal-line stand by the Blackshirts, as the Huskers turned away Illinois on both 3rd and 4th down from inside the 1-yard-line to end a 14-play Fighting Illini drive.

Haarberg and the Husker offense then took over, marching 86 yards on 11 plays while consuming 6:47. The drive ended with a 31-yard Tristan Alvano field goal to give the Big Red a 3-0 lead.

The Blackshirts held Illinois to just 16 total yards on its next two possessions before the Husker offense mounted another successful march, covering 79 yards in 14 plays while consuming 6:38. Anthony Grant's one-yard touchdown plunge gave NU a 10-0 lead.

Nebraska then took advantage of the biggest Illinois mistake of the night on the ensuing kickoff. Alvano's short kick pass was misplayed by Illinois and recovered by Grant Tagge at the Illinois 25. Haarberg extended Nebraska's lead to 17-0 with his 25-yard run to paydirt on the Huskers' next offensive play.

Illinois pulled to within 17-7 as Luke Altmyer connected with Pat Bryant on a 46-yard touchdown pass, but the Huskers would pitch a shutout the rest of the night. Altmyer led a one-dimensional Illinois offense with 289 yards on 27-of-49 passing.

The second half was dominated by the defenses and marred by offensive miscues by both teams. The Huskers got the only points of the half for either team midway through the third quarter on a 32-yard Alvano field goal in the third quarter.

That score was set up by Blackshirts Phalen Sanford and Tommi Hill. Sanford, who made the start on defense, unleashed a ball-jarring hit on Illinois receiver Griffin Moore. The loose ball popped into the air and fell into the hands of Hill who returned it to the Illini 21. NU had to settle for Alvano's field goal to stretch the lead to 13 with 8:16 remaining in the third.

Nebraska ran 20 plays inside the Illinois 25-yard line in the second half but came up with just three points. But Illinois ran 15 plays inside its own 25 in the half, and only ran eight second-half snaps in NU territory - all on its final unsuccessful drive of the game.

Isaac Gifford led a collection of outstanding individual defensive performances, finishing with eight tackles. He added three pass breakups on the final drive of the game to seal the win. They were three of Nebraska's season-high seven breakups on the night. John Bullock contributed six tackles and a breakup of his own, while Sanford added a career-high six stops and the forced fumble that led to the only points of the second half.

### TEAM STATISTICS

	NEB	ILL
FIRST DOWNS	18	16
RUSHES-YARDS (NET)	49-158	19-21
PASSING-YARDS (NET)	154	289
Passes Att-Comp-Int	12-24-1	29-47-1
TOTAL OFFENSE PLAYS-YARDS	73-312	66-310
Fumble Returns-Yards	1-10	0-0
Punt Returns-Yards	0-0	0-0
Kickoff Returns-Yards	1-22	0-0
Interception Returns-Yards	1-39	1-0
Punts (Number-Avg)	4-33.8	5-32.8
Fumbles-Lost	3-2	2-1
Penalties-Yards	10-70	3-30
Possession Time	37:07	22:53
Third-Down Conversions	5-15	4-15
Fourth-Down Conversions	1-1	1-4
Red-Zone Scores-Chances	3-6	0-2
Sacks By: Number-Yards	2-5	1-4

**RUSHING:** ILL-Feagin, Kaden 5-15; Love III, Reggie 7-9; Altmyer, Luke 7--3.

**NEB-**Haarberg, Heinrich 18-82; Grant, Anthony 20-56; Johnson, Emmett 7-29; Fleeks, Josh 1-1; TEAM 3--10.

**PASSING:** ILL-Altmyer, Luke 27-49-1-289-1. **NEB-**Haarberg, Heinrich 12-24-1-154-0

**RECEIVING:** ILL-Williams, Isaiah 8-57; Bryant, Pat 4-76; Washington, Casey 4-55 Hollins, Ashton 3-26; Reiman, Tip 3-24; Feagin, Kaden 3-11; Moore, Griffin 2-22 Love III, Reggie 1-10; Beatty, Hank 1-8. **NEB-**Fidone, Thomas 3-42; Kemp, Billy 3-26; Bullock, Alex 2-16; Washington, Marcus 1-39; Hahn, Ty 1-21; Bonner, Janiran 1-5; Coleman, Malachi 1-5

**INTERCEPTIONS:** ILL-Scott, Xavier 1-0. **NEB-**Newsome, Quinton 1-1

**FUMBLES:** ILL-Altmyer, Luke 1-0, Moore, Griffin 1-1; **NEB-**Johnson, Emmett 1-1, Haarberg, Heinrich 1-0, Grant, Anthony 1-1

**TACKLES:** ILL-Harper, Nicario 7-10. **NEB-**Gifford, Isaac 4-4

## NEBRASKA 17, NORTHWESTERN 9

SCORE BY QUARTERS	1	2	3	4	FINAL
Northwestern	3	3	0	3	9
Nebraska	3	7	0	7	17

### SCORING SUMMARY

QTR	TEAM	TIME	SCORE
1st	NW	07:18	Olsen 45 yd FG
1st	NEB	03:11	Alvano 47 yd FG
2nd	NW	05:48	Olsen 37 yd FG
2nd	NEB	00:23	Haarberg 3 yd TD run (Alvano kick)
4th	NEB	14:03	Coleman 44 yd TD pass from Haarberg (Alvano kick)
4th	NW	11:09	Olsen 25 yd FG

**Lincoln (Oct. 21)** - In a Big Ten defensive slugfest, Heinrich Haarberg's 44-yard touchdown strike to Malachi Coleman on Nebraska's first offensive play of the fourth quarter provided the winning margin in a 17-9 Husker victory over Northwestern.

Nebraska won despite managing just 248 total yards and overcame a pair of first-quarter turnovers for its fourth win in the last five games. The Huskers rushed for 163 yards on 39 carries and went just 8-for-17 passing for 85 yards.

The Blackshirts held Northwestern to just 257 total yards, including just 81 rushing yards on 39 carries. Nebraska also totaled 13 tackles for loss - the Huskers' highest total since 2019.

Northwestern forced two interceptions from Heinrich Haarberg on NU's first three offensive possessions, but the Blackshirts were outstanding in limiting Northwestern to just three points on a 45-yard field goal by Jack Olsen. The Huskers held the Wildcats to -16 yards on their first three possessions, including -14 yards on the field goal drive.

Haarberg and the Huskers responded by marching 35 yards in nine plays capped by Tristan Alvano's career-long 47-yard field goal to knot the score at three. Olsen's second field goal of the game midway through the second quarter made it 6-3 before the Huskers put together their best sustained drive of the half. NU went 77 yards in 10 plays, as Haarberg capped the drive with a three-yard touchdown run to put the Big Red on top for the first time at 10-6 with 23 seconds left in the half.

Emmett Johnson finished the day with a game-high 73 rushing yards on 12 carries, while Haarberg added 72 yards on 16 carries to pace the Husker rushing attack.

After a scoreless third quarter, Nebraska got some breathing room as Haarberg hit Coleman with the long touchdown strike, giving the Huskers a 17-6 lead.

Northwestern answered back with a 66-yard pass from Brendan Sullivan to Bryce Kirtz. Malcolm Hartzog made a touchdown-saving tackle at the Northwestern 9. The Blackshirts responded by keeping the Cats out of the end zone, and Olsen's 25-yard field goal pulled Northwestern to within 17-9.

Northwestern was unable to cross midfield on its final two drives as Nebraska had three of its eight sacks on the last two drives, including a 16-yard sack by Jimari Butler and Ty Robinson to snuff out the Wildcats' final drive.

Defensive tackle Nash Hutmacher led a hard-hitting, aggressive Blackshirt defense with a career-high seven tackles, including 2.5 sacks. Isaac Gifford and Princewill Umanmielen added seven stops apiece, as Umanmielen added a sack, two tackles for loss and a pair of quarterback hurries.

### TEAM STATISTICS

	NW	NEB
FIRST DOWNS	12	14
RUSHES-YARDS (NET)	39-81	39-163
PASSING-YARDS (NET)	176	85
Passes Att-Comp-Int	23-12-1	17-8-2
TOTAL OFFENSE PLAYS-YARDS	62-257	56-248
Fumble Returns-Yards	0-0	0-0
Punt Returns-Yards	1--1	1-1
Kickoff Returns-Yards	2-40	2-55
Interception Returns-Yards	2-10	1-0
Punts (Number-Avg)	7-42.6	7-41.0
Fumbles-Lost	2-0	3-0
Penalties-Yards	8-75	3-30
Possession Time	30:52	29:08
Third-Down Conversions	3-15	4-12
Fourth-Down Conversions	0-1	0-0
Red-Zone Scores-Chances	3-3	2-2
Sacks By: Number-Yards	0-0	8-51

**RUSHING:** NW- Tyus III, Anthony 6-63; Porter, Cam 9-22; Himon II, Joseph 5-15; Lausch, Jack 3-1; Henning, A.J. 2--2; Sullivan, Brendan 14--16. **NEB-**Johnson, Emmett 12-73; Haarberg, Heinrich 16-72; Grant, Anthony 6-22; Fleeks, Josh 3-4.

**PASSING:** NW-Sullivan, Brendan 12-23-1-176-0. **NEB-**Haarberg, Heinrich 8-17-2-85-1

**RECEIVING:** NW-Kirtz, Bryce 3-96; Henning, A.J. 3-40; Johnson, Cam 3-27; Himon II, Joseph 1-7; Porter, Cam 1-6; Lang, Marshall 1-0. **NEB-**Fidone II, Thomas 3-18; Coleman, Malachi 1-44; Bullock, Alex 1-15; Boerkircher, Nate 1-7; Doss, Jaidyn 1-4; Kemp, Billy 1--3

**INTERCEPTIONS:** NW-Heard II, Rod 1-10; Turner, Devin 1-0. **NEB-**Hill, Tommi 1-0

**FUMBLES:** NW-Sullivan, Brendan 1-0; Henning, A.J. 1-0. **NEB-**Kemp, Billy 1-0; Haarberg, Heinrich 1-0; Fleeks, Josh 1-0

**TACKLES:** NW- Mueller, Xander 6-3; Gallagher, Bruce 3-6. **NEB-**Umanmielen, Princewill, 3-4; Gifford, Isaac 3-4; Hutmacher, Nash 2-5

## NEBRASKA 31, PURDUE 14

SCORE BY QUARTERS	1	2	3	4	FINAL
Purdue	0	0	0	14	14
Nebraska	0	14	7	10	31

### SCORING SUMMARY

QTR	TEAM	TIME	SCORE
2nd	NEB	10:43	Fidone 1 yd pass from Haarberg (Alvano kick)
2nd	NEB	08:54	Lloyd 73 yd pass from Haarberg (Alvano kick)
3rd	NEB	12:02	Newsome 68 yd field goal return (Alvano kick)
4th	NEB	12:23	Alvano 55 yd FG
4th	PUR	09:09	Dixon-Veal 29 yd pass from Card (pass failed)
4th	PUR	06:24	Jenkins 55 yd fumble return (Sowinski pass from Card)
4th	NEB	03:54	Johnson 28 yd rush (Alvano kick)

**Lincoln (Oct. 28)** - Nebraska's defense produced another dominant performance, powering NU to a 31-14 win over Purdue.

The Huskers won for the fifth time in the last six games, built a 24-0 fourth-quarter lead and held off a late Boilermaker comeback bid.

Purdue narrowed the gap to 24-14 with 6:24 remaining before the Huskers salted the game away with a 48-yard TD drive capped by a 28-yard touchdown run from Emmett Johnson with 3:54 left. Johnson finished with 13 carries for a game-high 76 rushing yards and the only rushing touchdown of the game.

Nebraska, which forced three turnovers and had a special teams' touchdown, iced the game with Tommi Hill's second interception of the day.

Nebraska totaled 277 yards and overcame four fumbles with a stifling defensive effort. The Huskers held Purdue to just 195 total yards, including 99 yards on 17-of-33 passing with two interceptions. It marked the first time NU held an opponent to under 100 rushing (96) and passing yards since 2012.

The Blackshirts flexed their muscles from the start, despite starting the game deep in their own territory after the Huskers fumbled the opening kickoff. Purdue started its first drive at the NU 32, but the Blackshirts pushed the Boilers back and forced a turnover on downs after a five-play drive of minus-1 yard.

After a scoreless first quarter, Haarberg and the Huskers found their footing with a methodical 15-play, 87-yard drive that was capped by Heinrich Haarberg's 1-yard touchdown pass to Thomas Fidone.

The Blackshirts forced their second turnover of the day as Hill's interception was returned to the NU 27-yard line. NU would capitalize one play later as Haarberg connected with freshman Jaylen Lloyd for a 73-yard touchdown pass to make it 14-0.

Haarberg, who improved to 5-1 as a starter, finished the day 6-of-11 passing for 122 yards with two touchdown passes.

Purdue had a chance to get on the scoreboard, as a Husker turnover put the ball at the NU 13-yard line. The Blackshirts held the Boilermaker offense and took advantage on special teams as Elijah Jeudy blocked Ben Freehill's 37-yard field goal attempt. Quinton Newsome scooped it up and raced 68 yards to paydirt to make it 21-0.

Nebraska extended the margin to 24-0 with 12:23 left in the game on Tristan Alvano's career-long 55-yard field goal.

The Boilermakers finally converted on a Husker turnover with Hudson Card's 29-yard touchdown pass to Jayden Dixon-Veal with 9:08 left. Less than three minutes later, Purdue's Kydran Jenkins forced another fumble on 4th down-and-1, picked it up and ran 55 yards to paydirt to cut the margin to 24-14.

### TEAM STATISTICS

	PUR	NEB
FIRST DOWNS	10	14
RUSHES-YARDS (NET)	29-96	48-155
PASSING-YARDS (NET)	99	122
Passes Att-Comp-Int	33-17-2	11-6-0
TOTAL OFFENSE PLAYS-YARDS	62-195	59-277
Fumble Returns-Yards	4-55	1-0
Punt Returns-Yards	1--1	2-0
Kickoff Returns-Yards	2-39	1-19
Interception Returns-Yards	0-0	2-13
Punts (Number-Avg)	7-47.0	7-45.6
Fumbles-Lost	2-1	5-4
Penalties-Yards	8-84	6-49
Possession Time	26:50	33:10
Third-Down Conversions	5-16	6-14
Fourth-Down Conversions	0-3	0-1
Red-Zone Scores-Chances	0-1	1-2
Sacks By: Number-Yards	3-24	1-11

**RUSHING:** PUR-Mockobee, Devin 7-42; Tracy Jr., Tyrone 10-29

Card, Hudson 11-22; Downing, Dylan 1-3. **NEB-**Johnson, Emmett 13-76; Haarberg, Heinrich 19-22; Fleeks, Josh 3-19; Grant, Anthony 6-18; Luben, Trevin 2-11; Mazzucca, Maurice 1-6; Bonner, Janiran 1-2; Lloyd, Jaylen 1-1; Sims, Jeff 2-0.

**PASSING:** PUR-Card, Hudson 16-32-2-100-1; Meredith, Bennett 1-1-0--1-0. **NEB-**Haarberg, Heinrich 6-11-0-122-0

**RECEIVING:** PUR-Miller, Garrett 5-26; Dixon-Veal, Jayden 4-38; Sheffield, TJ 4-28; Burks, Deion 2-8; Tracy Jr., Tyrone 2--1. **NEB-**Fleeks, Josh 2-24; Lloyd, Jaylen 1-73; Doss, Jaidyn 1-16; Fidone II, Thomas 1-1

**INTERCEPTIONS:** PUR-None. **NEB-**Hill, Tommi 2-13

**FUMBLES:** PUR-Card, Hudson 1-0; Mockobee, Devin 1-1. **NEB-**Snodgrass, Garrett 1-1; Bullock, Alex 1-0; Heinrich, Haarberg 2-2; Sims, Jeff 1-1

**TACKLES:** PUR-Thieneman, Dillon 7-5. **NEB-**Gifford, Isaac 4-6