

# NEBRASKA FOOTBALL



2016 SPRING PROSPECTUS





**TABLE OF CONTENTS**

Quick Facts, Schedule ..... 1  
 Roster/Returning Letterwinners and Starters..... 2-4  
 Nebraska Coaching Staff..... 5-13  
 Spring Notes/Position Outlook ..... 14-19  
 Returning Letterwinner Biographies..... 20-42  
 2016 Newcomers ..... 43-50  
 2015 Honors, Recap, Statistics ..... 51-72  
 2015 Nebraska Seniors ..... 73-81  
 Series Results vs. 2016 Opponents ..... 82-85

**HUSKER FOOTBALL  
 COACHING STAFF**

**Head Coach** ..... Mike Riley (Alabama, 1975)  
**Record**..... Second season at Nebraska  
 ..... 99-87 as a collegiate head coach, 16th season

**Assistant Coaches**

Mark Banker ..... Def. Coordinator/Safeties  
 Danny Langsdorf ..... Off. Coordinator/Quarterbacks  
 Bruce Read ..... Special Teams Coordinator  
 Trent Bray ..... Linebackers  
 Mike Cavanaugh..... Offensive Line  
 Reggie Davis ..... Running Backs  
 John Parrella..... Defensive Line  
 Brian Stewart ..... Cornerbacks  
 Keith Williams..... Wide Receivers  
 Mark Philipp..... Head Football Strength Coach  
 Dan Van De Riet...Associate A.D./Football Operations  
 Billy Devaney.... Executive Director of Player Personnel

**GENERAL INFORMATION**

**Location:** Lincoln, Neb., 68588-0123  
**Population:** 268,738  
**Founded:** 1869  
**Enrollment:** 25,260  
**Football Stadium/Field:** Memorial Stadium (1923)/  
 Tom Osborne Field (1998)  
**Capacity:** 86,047  
**Surface:** FieldTurf  
**Nickname:** Cornhuskers or Huskers  
**Colors:** Scarlet and Cream  
**Conference:** Big Ten  
**Chancellor:** Harvey S. Perlman, J.D. (retires 6-30-16)  
**Institutional Representative:** Josephine Potuto, J.D.  
**Director of Athletics:** Shawn Eichorst  
**Assistant A.D./Communications (Football Contact):**  
 Keith Mann  
**Communications Director of Operations:** Jeff  
 Griesch  
**Associate Comm. Director:** Shamus McKnight  
**Assistant Comm. Directors:** Matt Smith, Jeremy  
 Foote, Nate Pohlen  
**Communications Administrative Assistant:** Vicki Capazo  
**Director of Photography:** Scott Bruhn  
**Communications Intern:** Connor Stange  
**Website:** Huskers.com  
**Twitter:** @Huskers, @HuskerFBNation  
**Facebook:** Facebook.com/Huskers

**ADMINISTRATION**

**President:** Hank Bounds  
**Board of Regents**  
 Timothy Clare, Lincoln  
 Hal Daub, Omaha  
 Howard Hawks, Omaha  
 Bob Phares, North Platte  
 Jim Pillen, Columbus  
 Robert Schafer, Beatrice  
 Kent Schroeder, J.D., Kearney  
 Bob Whitehouse, Papillion

**Student Regents**

Evan Calhoun, UNK  
 Thien Chau, UNL  
 Andrew Shaw, UNMC  
 Brock Lewis, UNO

**2016 NEBRASKA FOOTBALL SCHEDULE**

Date	Opponent	Site	Stadium	Series
Sept. 3	Fresno State	Lincoln, Neb.	Memorial Stadium	NU leads, 2-0
Sept. 10	Wyoming	Lincoln, Neb.	Memorial Stadium	NU leads, 7-0
Sept. 17	Oregon	Lincoln, Neb.	Memorial Stadium	NU leads, 5-1
Sept. 24	at Northwestern	Evanston, Ill.	Ryan Field	NU leads, 6-3
Oct. 1	Illinois	Lincoln, Neb.	Memorial Stadium	NU leads, 9-3-1
Oct. 15	at Indiana	Bloomington, Ind.	Memorial Stadium	IU leads, 9-7-3
Oct. 22	Purdue	Lincoln, Neb.	Memorial Stadium	Tied, 2-2
Oct. 29	at Wisconsin	Madison, Wis.	Camp-Randall Stadium	UW leads, 6-4
Nov. 5	at Ohio State	Columbus, Ohio	Ohio Stadium	OSU leads, 3-1
Nov. 12	Minnesota	Lincoln, Neb.	Memorial Stadium	UM leads, 31-23-2
Nov. 19	Maryland	Lincoln, Neb.	Memorial Stadium	first meeting
Nov. 25	at Iowa	Iowa City, Iowa	Kinnick Stadium	NU leads, 29-14-3
Dec. 5	Big Ten Champ.	Indianapolis, Ind.	Lucas Oil Stadium	6th Annual

For more information on Nebraska's series history against 2016 opponents, see pages 82-85.

**2015 SCHEDULE AND RESULTS (6-7, 3-5 IN BIG TEN)**

Date:	Opponent:	Television:	Results:	Attendance:
Sept. 5	BYU	ABC	L, 28-33	89,959
Sept. 12	South Alabama	BTN	W, 48-9	89,822
Sept. 19	at Miami	ABC	L, 33-36 (OT)	53,580
Sept. 26	Southern Miss	ESPN News	W, 36-28	89,899
Oct. 3	at Illinois#	BTN	L, 13-14	40,138
Oct. 10	Wisconsin#	ABC	L, 21-23	89,886
Oct. 17	at Minnesota#	ESPN2	W, 48-25	54,062
Oct. 24	Northwestern#	ESPN2	L, 28-30	89,493
Oct. 31	at Purdue#	ESPNU	L, 45-55	31,351
Nov. 7	Michigan State#	ESPN	W, 39-38	90,094
Nov. 14	at Rutgers#	BTN	W, 31-14	45,606
Nov. 27	Iowa#	ABC	L, 20-28	90,830
Dec. 26	vs. UCLA+	ESPN	W, 37-29	33,527

#-Big Ten Conference Game; +-Foster Farms Bowl

**HUSKERS BRIEFLY IN 2015**

**General**

**Overall Record:** 6-7  
**Big Ten Record:** 3-5 (4th, West)  
**Home:** 3-4; **Away:** 2-3; **Neutral:** 1-0  
**Total Attendance:** 854,720  
**Average Attendance:** 65,748  
**Home Attendance:** 629,983  
**Average Home Attendance:** 89,998

**Offense (National Rank)**

**Yards Rushing/Game:** 180.0 (52)  
**Yards Rushing/Att.:** 4.7  
**Passing Yards/Game:** 266.9 (33)  
**Passing Att./Comp./Yards:** 458/256/3,470  
**Total Net Yards/Game:** 446.9 (34)  
**Total Net Yards/Att.:** 6.1  
**Points/Game:** 32.8 (43)  
**Turnover Margin/Game:** -0.92 (117)  
**Third-Down Conversions:** .448 (24)

**Defense (National Rank)**

**Yards Rushing/Game:** 109.8 (9)  
**Passing Yards/Game:** 290.5 (121)  
**Total Net Yards/Game:** 400.4 (64)  
**Total Net Yards/Attempt:** 5.9  
**Points/Game:** 27.8 (76)  
**Pass Efficiency Defense:** 132.96 (78)  
**Third-Down Conversions:** .340 (24)

**Spring Football Guide Credits**

The 2016 Nebraska Football Spring Guide was written by Communications Director Keith Mann with assistance from members of the Communications Staff, including Shamus McKnight, Matt Smith, Jeremy Foote and Connor Stange. Photography by Scott Bruhn.

**2015 BIG TEN STANDINGS**

**West Division**

Team	Big Ten	Overall
1. Iowa	8-0	12-2
2. Northwestern	6-2	10-3
Wisconsin	6-2	10-3
4. Nebraska	3-5	6-7
5. Minnesota	2-6	6-7
Illinois	2-6	5-7
7. Purdue	1-7	2-10

**East Division**

Team	Big Ten	Overall
1. Michigan State	7-1	12-2
Ohio State	7-1	12-1
3. Michigan	6-2	10-3
4. Penn State	4-4	7-6
5. Indiana	2-6	6-7
6. Rutgers	1-7	4-8
Maryland	1-7	3-9

**Big Ten Championship Game**

Michigan State 16, Iowa 13

**Nebraska's 2016 Non-Conference Opponents**

Team	Overall	Bowl
Fresno State	3-9	
Wyoming	2-10	
Oregon	9-4	Alamo

**Mission Statement**

The mission of the University of Nebraska Athletic Department is to serve our student-athletes, coaches, staff and fans by: Displaying **INTEGRITY** in every decision and action; Building and maintaining **TRUST** with others; Giving **RESPECT** to each person we encounter; Pursuing unity of purpose through **TEAMWORK**; Maintaining **LOYALTY** to student-athletes, co-workers, fans and the University of Nebraska.



# NEBRASKA 2016 SPRING FOOTBALL ROSTERS

## NUMERICAL ROSTER

No.	Name	Pos.
1	Boaz Joseph	DB
1	Jordan Westerkamp	WR
2	Zack Darlington	WR
3	Lavan Alston	WR
3	Marcus Newby	LB
4	Avery Anderson	DB
4	Tommy Armstrong Jr.	QB
5	Dedrick Young	LB
6	AJ Bush	QB
6	Eric Lee Jr.	DB
7	Derrion Grim	WR
8	Chris Jones	DB
8	Stanley Morgan Jr.	WR
9	DaiShon Neal	DE
9	Keyan Williams	WR
10	Joshua Kalu	DB
11	Cethan Carter	TE
12	Luke Gifford	LB
12	Patrick O'Brien	QB
15	De'Mornay Pierson-El	WR
15	Michael Rose-Ivey	LB
16	Antonio Reed	S
17	Ryker Fyfe	QB
17	Sedrick King	DE
18	Mohamed Barry	LB
21	Charles Jackson	DB
21	Mikale Wilbon	IB
22	Devine Ozigbo	IB
23	Austin Rose	IB
24	Aaron Williams	DB
25	Nate Gerry	S
25	Blake Holtmeier	WR
26	Thomas Connely	LB
26	Brady Pelzer	WR
26	Jamie Sutcliffe	PK
27	Sam Foltz	P
27	Noah Johnson	IB
27	Kieron Williams	S
28	Adam Taylor	IB
29	Nolan Graham	DB
29	Graham Nability	IB
30	Bo Kitrell	FB
31	Conor Young	WR
32	Alex Davis	DE
33	Christian Bailey	WR
33	Tanner Zlab	DB
34	Drew Brown	PK
34	Terrell Newby	IB
35	Jeremiah Stovall	DB
36	Reid Karel	DB
37	Noah Lazaro	LB
37	Wyatt Mazour	IB
38	Noah Gabel	DB
38	Harrison Jordan	FB
39	Donovan McDonald	WR
39	Jordan Nelson	IB
40	Ty Betka	WR
40	Jordan Ober	LS
41	Luke McNitt	TE

## ALPHABETICAL ROSTER

Lettermen in Bold; \*-Indicates Letters Earned; Class indicates 2016 fall eligibility)

No.	Name	Pos.	Ht.	Wt.	Yr.	Hometown (High School/College)
91	* Akinmoladun, Freedom	DE	6-4	255	So.	Grandview, Mo. (Grandview)
3	Alston, Lavan	WR	6-0	175	RFr.	Oxnard, Calif. (St. Bonaventure)
4	Anderson, Avery	DB	6-0	185	RFr.	Surprise, Ariz. (Pine Creek, Colorado Springs, Colo.)
75	Anderson, Fyn	DL	6-3	260	RFr.	Lincoln, Neb. (Southeast)
98	Armstrong, Isaac	P	5-11	195	RFr.	Lincoln, Neb. (Southwest)
4	*** Armstrong Jr., Tommy	QB	6-1	220	Sr.	Cibolo, Texas (Steele)
33	** Bailey, Christian	WR	6-0	205	Jr.	San Clemente, Calif.
52	*** Banderas, Josh	LB	6-3	240	Sr.	Lincoln, Neb. (Southwest)
74	Barnett, Jalin	OL	6-4	310	RFr.	Lawton, Okla. (Lawton)
18	Barry, Mohamed	LB	6-1	220	RFr.	Grayson, Ga. (Grayson)
40	Betka, Ty	WR	5-7	165	Sr.	Superior, Neb. (Superior/Drake)
53	Boryca, Alex	LB	6-2	220	So.	Cozad, Neb. (Cozad)
34	** Brown, Drew	PK	5-11	195	Jr.	Southlake, Texas (Southlake Carroll)
51	Brugmann, Jared	LB	6-2	235	RFr.	Gretna, Neb. (Gretna)
6	Bush, AJ	QB	6-4	225	So.	Alpharetta, Ga. (Norcross)
11	*** Carter, Cethan	TE	6-4	240	Sr.	New Orleans, La. (Archbishop Rummel)
43	Classen, Brett	WR	6-2	205	Jr.	Medina, Minn. (Wayzata/Winona State)
59	Cleveland, Brody	LB	6-2	225	RFr.	Ogallala, Neb. (Ogallala)
26	Connely, Thomas	LB	5-11	220	So.	Kearney, Neb. (Kearney Catholic)
62	Conrad, Cole	OL	6-5	305	So.	Fremont, Neb. (Archbishop Bergan)
84	*** Cotton, Sam	TE	6-5	250	Sr.	Lincoln, Neb. (Southeast)
2	Darlington, Zack	WR	6-2	195	So.	Apopka, Fla. (Apopka)
32	Davis, Alex	DE	6-5	255	RFr.	Riviera Beach, Fla. (Dwyer)
96	Davis, Carlos	DL	6-2	295	RFr.	Blue Springs, Mo. (Blue Springs)
94	Davis, Khalil	DL	6-2	290	RFr.	Blue Springs, Mo. (Blue Springs)
79	Decker, Michael	OL	6-4	285	RFr.	Omaha, Neb. (North)
88	* Dzuris, Ross	DE	6-3	255	Sr.	Plattsmouth, Neb. (Plattsmouth)
48	Evans, Erik	DE	6-3	255	Jr.	Waverly, Neb. (Waverly)
63	Farmer, Tanner	OL	6-4	295	So.	Highland, Ill. (Highland)
43	* Ferguson, Tyrin	LB	6-2	225	So.	New Orleans, La. (Edna Karr)
27	*** Foltz, Sam	P	6-2	205	Sr.	Greeley, Neb. (Grand Island)
67	* Foster, Jerald	OL	6-3	310	So.	Lincoln, Neb. (Southeast)
42	*** Foster, Trey	TE	6-2	250	Sr.	Lincoln, Neb. (Southeast)
51	Freudenburg, Ryan	OL	6-5	315	So.	Norfolk, Neb. (Lutheran-Northeast)
17	* Fyfe, Ryker	QB	6-3	215	Sr.	Grand Island, Neb. (Grand Island)
38	Gabel, Noah	DB	6-0	185	Jr.	Colorado Springs, Colo. (Vista Ridge)
68	* Gates, Nick	OL	6-5	300	So.	Las Vegas, Nev. (Bishop Gorman)
56	Gaylord, Christian	OL	6-6	300	RFr.	Baldwin City, Kan. (Baldwin City)
25	*** Gerry, Nate	S	6-2	210	Sr.	Sioux Falls, S.D. (Washington)
12	* Gifford, Luke	LB	6-3	230	So.	Lincoln, Neb. (Southeast)
29	Graham, Nolan	DB	5-11	200	So.	Firth, Neb. (Norris)
7	Grim, Derrion	WR	6-0	195	Fr.	Stockton, Calif. (Ronald E. McNair)
73	Hahn, Sam	OL	6-7	300	Sr.	DeWitt, Neb. (Tri-County/North Dakota State)
72	* Hannon, Zach	OL	6-5	315	Jr.	Kansas City, Mo. (Rockhurst)
49	Hemphill, Austin	FB	6-0	220	RFr.	Gretna, Neb. (Gretna)
25	Holtmeier, Blake	WR	6-2	200	So.	Kearney, Neb. (Kearney Catholic)
88	Hoppes, Tyler	TE	6-4	240	Jr.	Lincoln, Neb. (Southwest/Wayne State)
21	** Jackson, Charles	DB	5-11	180	Sr.	Spring, Texas (Klein Collins)
47	Jarzynka, Matt	DE	6-4	255	So.	Loup City, Neb. (Loup City)
50	Johns, Garret	DL	6-0	285	Sr.	Aurora, Neb. (Aurora)
27	Johnson, Noah	IB	6-0	210	RFr.	Sutton, Neb. (Sutton)
76	Johnson Jr., Dwayne	OL	6-6	300	Jr.	Houston, Texas (Bellaire)
8	** Jones, Chris	DB	6-0	185	Jr.	Jacksonville, Fla. (Sandalwood)
38	** Jordan, Harrison	FB	5-10	230	Jr.	Omaha, Neb. (Westside)
1	** Joseph, Boaz	DB	6-1	190	Jr.	Weston, Fla. (Cypress Bay)
10	** Kalu, Joshua	DB	6-1	190	Jr.	Houston, Texas (Alief Taylor)
36	Karel, Reid	DB	6-3	205	RFr.	Seward, Neb. (Seward)
89	Ketter, Connor	TE	6-5	245	Jr.	Norfolk, Neb. (Norfolk Catholic)
17	King, Sedrick	DE	6-4	250	So.	Plant City, Fla. (Plant City)
30	Kitrell, Bo	FB	6-1	225	So.	Ashland, Neb. (Ashland-Greenwood)



77	**	Knevel, David	OL	6-9	315	Jr.	Brantford, Ontario, Canada (Pauline S. Johnson Collegiate)
42		Koley, Creighton	DB	6-0	190	So.	Omaha, Neb. (Skutt Catholic)
37		Lazaro, Noah	LB	6-2	225	RFr.	Lincoln, Neb. (Southwest)
6		Lee Jr., Eric	DB	6-0	190	RFr.	Milton, Mass. (Valor Christian, Colo.)
95	*	Lindsay, Spencer	PK	5-9	210	Sr.	Kearney, Neb. (Kearney)
58		Lopez, Joel	DL	6-2	280	Jr.	Saint Charles, Ill. (Burlington Central)
55	***	Maurice, Kevin	DT	6-3	300	Sr.	Orlando, Fla. (Freedom)
37		Mazour, Wyatt	IB	5-9	190	RFr.	Albion, Neb. (Boone Central)
44		McCann, Mitch	FB	6-0	240	Sr.	Omaha, Neb. (Burke)
39		McDonald, Donovan	WR	5-11	175	RFr.	Montclair, N.J. (Fork Union Military Academy)
90	***	McMullen, Greg	DL	6-5	300	Sr.	Akron, Ohio (Hoban)
41	*	McNitt, Luke	TE	6-2	240	Jr.	Kearney, Neb. (Kearney/Nebraska-Kearney)
82	***	Moore, Alonzo	WR	6-2	195	Sr.	Winnfield, La. (Winnfield Senior)
8	*	Morgan Jr., Stanley	WR	6-1	200	So.	New Orleans, La. (St. Augustine)
29	**	Nabity, Graham	IB	6-1	210	Sr.	Omaha, Neb. (Elkhorn)
45		Natter, A.J.	DE	6-5	260	Jr.	Milton, Wis. (Milton)
9		Neal, DaiShon	DE	6-7	270	RFr.	Houston, Texas (Omaha Central)
39	**	Nelson, Jordan	IB	5-8	180	Sr.	Omaha, Neb. (Burke)
3	**	Newby, Marcus	LB	6-1	235	Jr.	North Potomac, Md. (Quince Orchard)
34	***	Newby, Terrell	IB	5-10	200	Sr.	Los Angeles, Calif. (Chaminade)
99		Newell, Peyton	DL	6-3	290	So.	Hiawatha, Kan. (Hiawatha)
12		O'Brien, Patrick	QB	6-4	230	Fr.	San Juan Capistrano, Calif. (San Juan Hills)
40	*	Ober, Jordan	LS	6-1	205	So.	Las Vegas, Nev. (Bishop Gorman)
76		Owen, Dylan	DL	6-5	240	So.	Westchester, N.Y. (Somers/Bridgton Academy)
22	*	Ozigbo, Devine	IB	5-11	230	So.	Sachse, Texas (Sachse)
54		Painter, Robby	OL	6-5	300	Sr.	Centennial, Colo. (Grandview)
26		Pelzer, Brady	WR	5-11	185	So.	Bellevue, Neb. (Bellevue East)
15	**	Pierson-El, De'Mornay	WR	5-9	185	Jr.	Alexandria, Va. (West Potomac)
48		Rahn, Gabe	WR	6-1	195	Jr.	Le Mars, Iowa (Le Mars)
97		Rath, Logan	DT	6-4	280	Sr.	Giltner, Neb. (Giltner/South Dakota State)
16	*	Reed, Antonio	S	6-2	220	So.	Memphis, Tenn. (Southaven [Miss.])
87	***	Reilly, Brandon	WR	6-2	200	Sr.	Lincoln, Neb. (Southwest)
45		Reimers, Bryan	WR	6-5	210	So.	Lincoln, Neb. (East)
23		Rose, Austin	IB	6-1	225	So.	Lincoln, Neb. (North Star)
15	**	Rose-Ivey, Michael	LB	5-11	240	Sr.	Kansas City, Mo. (Rockhurst)
56	**	Simpson, Brad	LB	6-0	230	Sr.	Omaha, Neb. (Ralston)
85		Snyder, Matt	TE	6-5	255	RFr.	San Ramon, Calif. (California)
44	*	Stoltenberg, Mick	DL	6-5	290	So.	Gretna, Neb. (Gretna)
35		Stovall, Jeremiah	DB	5-11	175	RFr.	Omaha, Neb. (Creighton Prep)
26		Sutcliffe, Jamie	PK	6-2	190	Sr.	Thousand Oaks, Calif. (Thousand Oaks/Utah/Pierce College)
28	*	Taylor, Adam	IB	6-2	210	Jr.	Katy, Texas (Katy)
55	**	Thurston, Paul	OL	6-5	300	Sr.	Arvada, Colo. (Arvada West)
92		Urbach, Chase	LS	6-3	200	RFr.	Grosse Pointe, Mich. (Grosse Pointe South)
66	**	Utter, Dylan	OL	6-1	295	Sr.	Papillion, Neb. (Papillion-La Vista)
49	**	Weber, Chris	LB	6-3	230	Jr.	Omaha, Neb. (Elkhorn)
57		Weinmaster, Jacob	LB	6-0	215	RFr.	Loveland, Colo. (Loveland)
1	***	Westerkamp, Jordan	WR	6-0	200	Sr.	Lombard, Ill. (Montini Catholic)
58	*	Whitaker, Corey	OL	6-5	295	Sr.	Murrieta, Calif. (Vista Murrieta)
21	*	Wilbon, Mikale	IB	5-9	195	So.	Chicago, Ill. (De La Salle Institute)
24	*	Williams, Aaron	DB	5-11	185	So.	Atlanta, Ga. (Carver)
92	***	Williams, Kevin	DT	6-2	275	Sr.	Holland, Ohio (Springfield)
9		Williams, Keyan	WR	5-10	195	So.	New Orleans, La. (Lusher/Fresno State)
27	**	Williams, Kieron	S	6-1	195	Jr.	Shreveport, La. (C.E. Byrd/Air Force Prep)
31		Young, Conor	WR	6-2	170	RFr.	Cozad, Neb. (Cozad)
5	*	Young, Dedrick	LB	6-1	220	So.	Peoria, Ariz. (Centennial)
33		Zlab, Tanner	DB	5-10	195	Sr.	Wilber, Neb. (Wilber-Clatonia)

HUSKER COACHING STAFF

Head Coach: Mike Riley, second season

Defensive Coordinator/Safeties: Mark Banker; Offensive Coordinator/Quarterbacks: Danny Langsdorf;

Special Teams Coordinator: Bruce Read; Linebackers: Trent Bray; Offensive Line: Mike Cavanaugh;

Running Backs: Reggie Davis; Defensive Line: John Parrella Secondary: Brian Stewart; Wide Receivers: Keith Williams;

Head Football Strength Coach: Mark Philipp; Associate A.D./Football: Dan Van De Riet; Executive Director of Player

Personnel: Billy Devaney; Head Football Trainer: Mark Mayer; Equipment Manager: Jay Terry.

42	Trey Foster	TE
42	Creighton Koley	DB
43	Brett Classen	WR
43	Tyrin Ferguson	LB
44	Mitch McCann	FB
44	Mick Stoltenberg	DL
45	A.J. Natter	DE
45	Bryan Reimers	WR
47	Matt Jarzynka	DE
48	Erik Evans	DE
48	Gabe Rahn	WR
49	Austin Hemphill	FB
49	Chris Weber	LB
50	Garret Johns	DL
51	Jared Brugmann	LB
51	Ryan Freudenburg	OL
52	Josh Banderas	LB
53	Alex Boryca	LB
54	Robby Painter	OL
55	Kevin Maurice	DT
55	Paul Thurston	OL
56	Christian Gaylord	OL
56	Brad Simpson	LB
57	Jacob Weinmaster	LB
58	Joel Lopez	DL
58	Corey Whitaker	OL
59	Brody Cleveland	LB
62	Cole Conrad	OL
63	Tanner Farmer	OL
66	Dylan Utter	OL
67	Jerald Foster	OL
68	Nick Gates	OL
72	Zach Hannon	OL
73	Sam Hahn	OL
74	Jalin Barnett	OL
75	Fyn Anderson	DL
76	Dwayne Johnson Jr.	OL
76	Dylan Owen	DL
77	David Knevel	OL
79	Michael Decker	OL
82	Alonzo Moore	WR
84	Sam Cotton	TE
85	Matt Snyder	TE
87	Brandon Reilly	WR
88	Ross Dzuris	DE
88	Tyler Hoppes	TE
89	Connor Ketter	TE
90	Greg McMullen	DL
91	Freedom Akinmoladun	DE
92	Chase Urbach	LS
92	Kevin Williams	DT
94	Khalil Davis	DL
95	Spencer Lindsay	PK
96	Carlos Davis	DL
97	Logan Rath	DL
98	Isaac Armstrong	P
99	Peyton Newell	DL

## HUSKER EXPERIENCE RETURNING/LOST

## EXPERIENCE RETURNING/LOST

**Total Starters Returning:** 18 (9 offense, 7 defense, 2 kickers)

**Total Starters Lost:** 9 (5 offense, 4 defense)

**Offensive Starters Returning (No. of 2015 starts):** 9—QB Tommy Armstrong Jr. (12); IB Terrell Newby (8); WR Alonzo Moore (5); WR Brandon Reilly (6); WR Jordan Westerkamp (4); TE Cethan Carter (11); TE Sam Cotton (7); OG Dylan Utter (13); OT Nick Gates (10).

**Other Offensive Players with 2015 Starting Experience (No. of starts):** QB Ryker Fyfe (1); WR Stanley Morgan Jr. (3); WR De' Mornay Pierson-El (1).

**Offensive Starters Lost:** 5—FB Andy Janovich, OG Chongo Kondolo, OT Alex Lewis, C Ryne Reeves, OL Zach Sterup

**Defensive Starters Returning (No. of 2015 starts):** 7—DL Greg McMullen (13); LB Josh Banderas (9); LB Marcus Newby (6); LB Dedrick Young (11); CB Chris Jones (7); CB Joshua Kalu (13); S Nate Gerry (13).

**Other Defensive Players with 2015 Starting Experience (No. of starts):** DE Ross Dzuris (4); DT Kevin Maurice (1); DT Kevin Williams (2); LB Michael Rose-Ivey (3); LB Chris Weber (4); S Aaron Williams (2).

**Defensive Starters Lost:** 4—DT Maliek Collins, DT Vincent Valentine, DE Jack Gangwish, S Byerson Cockrell.

**Starting Kickers Returning:** 2—PK Drew Brown (13); P Sam Foltz (12)

**Specialists Returning:** LS Jordan Ober, H Sam Foltz, PR De'Mornay Pierson-El, PR Jordan Westerkamp, KOR Stanley Morgan Jr., KOR Jordan Nelson, KOR Terrell Newby

**Starting Specialists Lost:** none

## LETTERMEN RETURNING/LOST

Starters in Bold (Number of 2015 starts)

## OFFENSE

(25 Lettermen Returning/9 Starters)

**WR:** Christian Bailey\*\*  
**Alonzo Moore\*\*\* (5)**  
 Stanley Morgan Jr.\* (3)  
 De'Mornay Pierson-El\*\* (1)  
**Brandon Reilly\*\*\* (6)**  
**Jordan Westerkamp\*\*\* (4)**

**OL:** Jerald Foster\*  
**Nick Gates\* (10)**  
 Zach Hannon\*  
 David Knevel\*\*  
 Paul Thurston\*\*  
**Dylan Utter\*\* (13)**

**TE:** **Cethan Carter\*\*\* (11)**  
**Sam Cotton\*\*\* (7)**  
 Trey Foster\*\*\*  
 Luke McNitt\*

**QB:** **Tommy Armstrong Jr.\*\*\* (12)**  
 Ryker Fyfe\* (1)

**FB:** Harrison Jordan\*\*

**IB:** Jordan Nelson\*\*  
 Graham Nabity\*\*  
**Terrell Newby\*\*\* (8)**  
 Devine Ozigbo\*  
 Adam Taylor\*  
 Mikale Wilbon\*

(12 Lettermen Lost/5 Starters)

**WR:** Taariq Allen\*\*\*\* (2)  
 Lane Hovey\*\* (5)  
 Jamal Turner\*\*\*\* (1)

**OL:** Matt Finnin\*  
**Chongo Kondolo\*\* (9)**  
**Alex Lewis\*\* (13)**  
 Chris Long\*  
**Ryne Reeves\*\*\*\* (13)**  
**Zach Sterup\*\*\*\* (7)**

**IB:** Imani Cross\*\*\*\* (4)

**FB:** **Andy Janovich\*\*\*\* (6)**

**TE:** David Sutton\*\* (1)

## DEFENSE

(22 Lettermen Returning/7 Starters)

**DL:** Freedom Akinmoladun\* (4)  
 Ross Dzuris\* (4)  
 Kevin Maurice\*\*\* (1)  
**Greg McMullen\*\*\* (13)**  
 Mick Stoltenberg\*  
 Kevin Williams\*\*\* (2)

**LB:** **Josh Banderas\*\*\* (9)**  
 Tyrin Ferguson\*  
 Luke Gifford\*  
**Marcus Newby\*\* (6)**  
 Michael Rose-Ivey\*\* (3)  
 Brad Simpson\*\*  
 Chris Weber\*\* (4)  
**Dedrick Young\* (11)**

**DB:** **Nate Gerry\*\*\* (13)**  
 Charles Jackson\*\*  
**Chris Jones\*\* (7)**  
 Boaz Joseph\*\*  
**Joshua Kalu\*\* (13)**  
 Antonio Reed\*  
 Aaron Williams\* (2)  
 Kieron Williams\*\*

(10 Lettermen Lost/4 Starters)

**DL:** **Maliek Collins\*\*\* (12)**  
**Jack Gangwish\*\* (9)**  
 Joe Keels\*  
 Givens Price\*\*  
**Vincent Valentine\*\*\* (7)**

**LB:** none

**DB:** **Byerson Cockrell\*\* (12)**  
 Daniel Davie\*\*\*\* (5)  
 Trai Mosley\*  
 Anthony Ridder\*  
 Jonathan Rose\*\*\* (5)

## KICKERS/SPECIALISTS

(4 Lettermen Returning/2 Starters)

**PK:** **Drew Brown\*\* (13)**

**P:** **Sam Foltz\*\*\* (12)**

**LS:** Jordan Ober\*

**Holder:** Sam Foltz\*\*\*

**KO:** Drew Brown\*\*  
 Spencer Lindsay \*

(1 Letterman Lost)

**P:** Tyson Broekemeier\*

# MIKE RILEY

HEAD COACH  
SECOND SEASON

**42** YEARS OF COACHING EXPERIENCE

**25** YEARS AS A HEAD COACH

**16** YEARS AS A COLLEGE HEAD COACH

**9** YEARS AS A PRO HEAD COACH

*One of the most respected men in the coaching profession, Mike Riley enters his second season as Nebraska's head coach in 2016. Riley is entering his 16th season as a collegiate head coach and his 25th overall season as a head coach. Riley has 42 overall years of coaching experience, the most among any active FBS head coach. Riley also has nine years as a professional head coach, including three years in the National Football League.*

- » Guided his teams to nine bowl appearances, compiling a 7-2 record
- » 15 wins over ranked opponents in 15 seasons as college head coach
- » Six wins over Top-10 teams, including No. 7 Michigan State in 2015
- » 2008 Pac-10 Coach of the Year
- » More Victories than any other Coach in Oregon State History (93)
- » Ranks 11th in Pac-12 History with 58 Conference Victories
- » 32 NFL Draft Picks as Oregon State Head Coach
- » Coached 14 AP All-Americans at Oregon State
- » Head Coach of San Diego Chargers for Three Seasons
- » 2 Grey Cup Championships in four seasons as CFL Head Coach
- » 1973 National Champion as Cornerback at Alabama



## RILEY'S HEAD COACHING EXPERIENCE





# MIKE RILEY

Head Coach | 2nd Season at Nebraska | 16th Season Overall as College Head Coach | 99-87 Record

One of the most respected men at any level of football, Mike Riley is in his second season as Nebraska head coach in 2016. Riley was named Nebraska's head coach on Dec. 4, 2014, and showed great appreciation for the opportunity upon his hiring.

"It is truly an honor to join the University of Nebraska family," Riley said at the time of his hiring. "This is a once-in-a-lifetime opportunity to coach at one of the nation's most storied football programs and I can't wait to get started. My sincere thanks to Chancellor Perlman and Shawn Eichorst for their confidence in me and I look forward to becoming a part of the Nebraska family and building upon the great history and tradition."

Upon Riley's hiring, Nebraska Director of Athletics Shawn Eichorst said Riley was the perfect fit to lead the tradition-rich Nebraska program.

"There was one coach who fit all the characteristics that I was seeking to lead our tradition rich football program. Mike Riley has a proven record of success, a sound approach to football and teaching, an understanding of the educational mission of our university and the integrity and values that we cherish at Nebraska. I have no doubt that Mike will assemble a tremendous staff and lead our student-athletes to win Big Ten titles and compete for national championships in the years ahead."

Riley leads the Nebraska program with a veteran and consistent presence. Riley will enter his 42nd overall season as a coach in 2016, the most coaching experience of any current Football Bowl Subdivision Head Coach. The 2016 season will mark Riley's 25th year as a head coach, including 16 in the collegiate ranks. He also owns nine years as a professional head coach, second among current FBS head coaches.

Riley will collect his 100th college coaching victory with his first Nebraska win in 2016, joining a group of 16 active FBS coaches in the century club.

Since taking over the Nebraska program, Riley has immersed himself in the Cornhusker football tradition, while working to build the program to a championship level. Nebraska's overall record in 2015 did not measure up to Riley's expectations, however signs of progress were evident throughout the season, particularly during an impressive late-season run.

The Huskers closed the season by winning three of their final four games, including a 39-38 upset of unbeaten and eventual Big Ten champion Michigan State on Nov. 7. The victory was the Huskers' first win over a top-10 opponent in four seasons and marked only the third time in the history of Nebraska football that an unranked Husker team upset a top-10 foe.

For Riley, the win over Michigan State continued a long trend. The win marked his sixth victory over a top-10 opponent in the past 10 seasons and the 15th win over a ranked foe in his 15 seasons as a college head coach.

The Huskers closed out the season in impressive fashion with a Foster Farms Bowl victory over UCLA at Levi's Stadium. With the victory, Riley was just the fourth NU coach to win a bowl game in his debut season and the only Husker head coach to defeat four bowl teams in his first season. Riley also improved to 7-2 all-time in bowl games, ranking him among the top 10 in the nation in bowl victories and bowl winning percentage.

Despite finishing with a 6-7 record in 2015, Nebraska was competitive in every game. The Huskers did not lose a single game by more than 10 points for the first time since 1999. Nebraska's losses were by an average of 4.7 points per game, including four losses where the winning points were scored on the opponent's final offensive play. In his first season in Lincoln, Riley also saw 22 of his student-athletes pick up Academic All-Big Ten honors.

Riley took over the Husker football program following 12 seasons as the head coach at Oregon State, and 14 seasons overall in Corvallis. Riley also had prior experience at the highest level of football, serving as the head coach of the San Diego Chargers for three seasons, while also spending time in the Canadian Football League and the World Football League.

In his time at Oregon State, Riley built the Beaver program into a consistent winner and regular contender in the Pac-12 Conference. Riley had a 93-80 overall record as the Beavers' head coach. Riley began the rejuvenation of the Oregon State program in his two-year stint in 1997 and 1998. He returned to Corvallis and has led the Beavers to unprecedented heights in the past 12 years.

Riley owns the most wins ever at Oregon State with 93, while leading the program to eight bowl appearances. Oregon State was ranked in the Associated Press Top 25 for 28 weeks, and Riley has coached players who have earned 32 All-American honors. Riley had 32 NFL Draft picks at OSU, including first-round selections Steven Jackson (2004) and Brandin Cooks (2014).



Before accepting the Nebraska job, Riley was the longest tenured coach in the Pac-12 and had the seventh-longest coaching tenure of any head coach in the FBS ranks. His resume sparkles with coaching achievements.

Riley was the 2008 American Football Coaches Association (AFCA), Pac-10 Conference and State of Oregon Coach of the Year, and his teams have appeared in the final Associated Press top-25 rankings three times in the past eight seasons. In 2012 he was selected the AFCA Region Coach of the Year.

The 62-year-old Riley posted a 6-2 record in bowl games with the Beavers. Riley built the foundation for Oregon State in his first two years on the campus in 1997 and 1998. Riley took over a program that was mired in a streak of 26 consecutive losing seasons and quickly changed the culture in Corvallis. After Riley departed for the NFL, Oregon State made three postseason appearances.

Riley is the first coach in OSU history to win more than one NCAA-sanctioned bowl game at OSU, capturing the 2003 Las Vegas Bowl, the 2004 Insight Bowl, the 2006 and 2008 Sun Bowls, the 2007 Emerald Bowl and the 2013 Hawai'i Bowl titles. He was also the first coach to lead the program to more than one winning conference season since 1969, and Riley accomplished the feat six times.

Riley returned to the Beaver sideline for the second time in 2003 and led the team to the Las Vegas Bowl title over New Mexico. The team set numerous individual and team records, and led the Pac-10 in both offense and defense. Success immediately followed on the recruiting trail, as Oregon State signed the best recruiting class in school history the following February.

The 2004 team played one of the nation's toughest schedules en route to a 7-5 record, capped by a strong finish to the season. OSU defeated Oregon in the annual Civil War matchup and completed the year with a 38-21 win over Notre Dame in the Insight Bowl. The Beavers closed the 2004 campaign by winning six of their final seven games.

After a 5-6 season in 2005, Riley's 2006 team was the second team in school history to win at least 10 games. The Beavers won eight of their final nine games, including a win over No. 3 USC to end the Trojans' 27-game Pac-10 win streak.

OSU also ended a lengthy Aloha Stadium win streak of Hawai'i and capped off the year with a thrilling 39-38 victory over Missouri in the Sun Bowl. The Beavers finished third in the Pac-10, just one game behind co-winners USC and California, and ended the year ranked No. 21 in the final AP poll.

Like many of Riley's team, the 2007 squad continued to improve throughout the season, winning seven of the final eight games on the way to a 9-4 mark. The Beavers won at No. 2 California during the season and also posted a win at 18th-ranked Oregon. OSU's defense was first nationally against the run and led the nation in tackles for loss. The Beavers



capped the year with a win over Maryland in the Emerald Bowl and finished No. 25 in the Associated Press Poll.

Many expected the 2008 season to be a rebuilding year for Riley and a young Beaver team. However, OSU tied for second in the Pac-10 with a 7-2 record and finished 9-2 overall. The success came despite playing one of the nation's toughest schedules that featured three teams that played in BCS bowls.

The highlight of the 2008 season was a 27-21 win over then-No. 1 USC in a Thursday night matchup in Corvallis. Oregon State capped the year with a win over Pittsburgh in the Sun Bowl and finished No. 18 in the AP Poll and 19th in the USA Today Coaches Poll.

In 2009, Riley and his staff had a difficult job of replacing nearly every starter on defense and a total of seven NFL draftees. Not only did the Beavers qualify for a bowl game, but for the second straight year played the season finale with an opportunity to reach the Rose Bowl. A league-high seven Beavers earned first team All-Pac-10 honors.

The 2010 team posted a 5-7 record, but finished the year with a pair of wins over top-25 teams. OSU defensive tackle Stephen Paea (DT) earned the Morris Trophy for the second time, awarded to the conference's top defensive lineman. Jacquizz Rodgers earned first-team Pac-10 honors for the third consecutive season to become just the third Pac-10 running back to earn first-team all-league honors three times.

After a 3-9 season in 2011, Riley's 2012 team was picked to finish last in the Pac-12 North, yet went 6-3 in league and 9-4 overall. The team was ranked in the Associated Press Poll a school-record 12 consecutive weeks, including as high as No. 7. The Beavers opened the year with victories over No. 13 Wisconsin and No. 19 UCLA, and posted the third-best conference record behind a pair of BCS bowl teams.

In 2013 the Beavers won six straight games and defeated Boise State in the Sheraton Hawai'i Bowl to conclude the season with a 7-6 mark. Wide Receiver Brandin Cooks became the second Beaver to win the coveted Biletnikoff Award as the nation's most outstanding receiver. Cooks broke the Pac-12 record for single season receptions (128) and yards (1,760). The season also featured record-breaking quarterback Sean Mannion break the league record for passing yards (4,662).

In Riley's final season at Oregon State, the Beavers posted a 5-7 mark. The highlight of the season was a victory over then-No. 7 Arizona State in Corvallis in mid-November. That victory continued Riley's trend of wins over highly ranked opponents, as his OSU teams defeated 13 top-25 teams, including three wins over teams ranked No. 3 or higher.

Riley has a commitment to the total development of student-athletes. His teams have outstanding success in the classroom. In his final six years in Corvallis, Beavers have been honored by the league for academic achievements 70 times.

Riley's pro style approach to how he manages the program has paid dividends to players who have gone on to successful professional careers.

Riley's pro style approach to how he manages the program has paid dividends to players who have gone on to successful professional careers. More than 20 former Beavers who were coached by Riley were in the NFL in 2015, including quarterbacks Matt Moore (Miami), Derek Anderson (Carolina) and Sean Mannion (Rams), running backs Steven Jackson (New England) and Jacquizz Rodgers (Chicago), receivers Brandin Cooks (New Orleans) and Markus Wheaton (Pittsburgh) and defensive back Brandon Browner (New Orleans). Anderson, Jackson and Browner have each earned Pro Bowl honors.

In his first stint at Oregon State, Riley left following the 1998 season an opportunity to become the head coach of the National Football League's San Diego Chargers. He spent four years in the NFL, three seasons as the Chargers' head coach and the 2002 campaign as the Assistant Head Coach of the New Orleans Saints.

Riley also had previous professional coaching experience in both the Canadian Football League and World Football League. In 1987, Riley was named the youngest head coach in CFL history, taking over the Winnipeg Blue Bombers as the age of 33. He posted a 40-32 record with the organization and won Grey Cup titles in 1988 and 1990. He was the CFL's Coach of the Year both of those seasons and was inducted into Winnipeg's Hall of Fame in 2007.

In 1991 Riley took over the San Antonio Riders of the World Football League, spending two seasons before the league suspended its North American operations.

He returned to the college ranks in 1993 when then-USC head coach John Robinson offered him the position of offensive coordinator and quarterbacks coach. Riley later became assistant head coach. The Mesa (Ariz.) Tribune named him the league's top assistant coach in 1993 after leading the Trojans' offense to record setting numbers. USC quarterback Rob Johnson earned numerous Pac-10 and NCAA records, and would later become a first-round draft pick.

Riley remained at USC through the 1996 season, helping the Trojans to victories in the Rose, Cotton, and Freedom Bowls. USC won one outright league title, shared another and finished second one time.

Riley had a long history in Corvallis, Ore. He was born in Wallace, Idaho, but Riley grew up with Beaver football, as his father Bud was an assistant coach for the program from 1965-72 and again in 1979. Mike was a standout quarterback at Corvallis High School, leading the Spartans to the 1970 state title.

Riley went on to a successful college career at the University of Alabama, playing for legendary coach Paul "Bear" Bryant. He played cornerback from 1971-74, helping the Tide to four Southeastern Conference titles and the 1973 national championship.

Riley immediately moved into coaching following his graduation from Alabama. His first stop was as a defensive graduate assistant coach for Mike White at the University of California in 1975. He helped the Bears to an 8-3 record and a share of the Pacific-8 Conference title.

Riley continued his education and his coaching in 1976 at Whitworth College in Spokane, Wash. He finished his master's degree in physical education in 1977 while working for the popular Pacific Northwest coach and future Canadian Football League legend Hugh Campbell.

Riley's first full-time appointment came at NAIA powerhouse Linfield College in McMinnville, Ore. From 1977-82 he served as the program's defensive coordinator and secondary coach, as well as assistant athletic director. Riley assisted head coach Ad Rutschman's Wildcats to a six-year record of 52-7-1, which included five conference titles and the 1982 undefeated NAIA title team.

An opportunity to coach in the professional ranks presented itself in 1983, and Riley was on his way to the CFL's Winnipeg Blue Bombers as the secondary coach. During his three-years as an assistant, Winnipeg produced a 32-15-1 mark and won the 1984 Grey Cup title.

Riley returned to the college level in 1986 as an assistant coach at the University of Northern Colorado, before returning to the Blue Bombers.

Riley's respect in the profession is evident in the fact he has been the head coach for three postseason all-star games – the Hula Bowl, East-West Shrine Game and Blue-Gray All-Star Classic.

Mike and his wife Dee are the parents of one son, Matthew, and one daughter, Kate. They also have a grandson, Elijah Jo. Matthew is an OSU graduate and is currently an employee at the University of Texas. Kate is a 2011 OSU graduate and also resides in Corvallis.

Mike has two brothers; Edward Riley is a physician and Associate Professor at the Stanford University School of Medicine and Pete Riley is a scientist for the Washington Department of Fish and Wildlife.

## RILEY PROFILE

**Date of Birth:** July 6, 1953

**Family:** Wife, Dee; Son, Matthew; Daughter, Kate; Grandchild, Elijah Jo

**Education:** Alabama, Bachelor's of Social Science, 1975;

Whitworth College, Master's of Physical Education, 1977

**Playing Experience:** 1971-74, Alabama, Cornerback

### Coaching Experience

**2015-present:** Nebraska, Head Coach

**2003-14:** Oregon State, Head Coach

**2002:** New Orleans Saints, Assistant Head Coach/Secondary

**1999-2001:** San Diego Chargers, Head Coach

**1997-98:** Oregon State, Head Coach

**1993-96:** USC, Assistant Head Coach/Offensive Coordinator/Quarterbacks

**1991-92:** San Antonio Riders (WLAFL), Head Coach

**1987-90:** Winnipeg Blue Bombers (CFL), Head Coach

**1986:** Northern Colorado, Defensive Coordinator

**1983-85:** Winnipeg Blue Bombers (CFL), Secondary Coach

**1977-82:** Linfield College, Defensive Coordinator/Secondary

**1976:** Whitworth College, Graduate Assistant

**1975:** California, Graduate Assistant (Defense)

### Head Coaching Record

**Overall College Coaching Record:** 99-87 (15 seasons)

**Nebraska career record: 2015:** 6-7 (1 season)

**Oregon State career record:** 93-80 (14 seasons)

**1997-98:** 8-14 (2 seasons)

**2003-14:** 85-66 (12 seasons); 8 bowl appearances (6-2)

### San Diego Chargers

**1999-2001:** 14-34 (3 seasons)

### San Antonio Riders

**1991-92:** 11-9 (2 seasons)

### Winnipeg Blue Bombers

**1987-90:** 40-32 (4 seasons); 2 Grey Cup Championships



## MARK BANKER

Defensive Coordinator, Safeties | Second Season  
Springfield College (1978)

Mark Banker is in his second season as Nebraska's defensive coordinator and his 14th consecutive year as a college defensive coordinator, after working with Mike Riley at Oregon State for the previous 12 years. Banker will work directly with the Husker safeties in 2016.

Banker has 36 years of coaching experience, including 19 total years working with Riley. In addition to the 2015 season at Nebraska, Banker spent 14 years on Riley's Oregon State staff, along with three years with the San Diego Chargers and one year as assistants on the USC coaching staff.

In his first season at Nebraska, Banker's defense was strong against the run, continuing a trait of his defenses. The Huskers were ninth nationally in rushing defense, allowing 109.8 yards per game. The per-game rushing average was the lowest for a Nebraska defense since 2009 and the third-lowest mark since 2000.

Nebraska also ranked third in the Big Ten and in the top 25 nationally in third-down defense, allowing opponents to convert just 34.0 percent of attempts. The defense continued to progress throughout the season despite a rash of injuries. The Blackshirts held each of the final two regular-season opponents to fewer than 260 yards of total offense, while allowing only two touchdown drives of longer than 35 yards in those contests.

Banker served as OSU's defense coordinator from 2003 to 2014, with his defenses regularly ranking among the top units in the Pac-12 Conference during his tenure. Banker had worked strictly as the defensive coordinator since 2012, but also spent time coaching linebackers and safeties during his time in Corvallis. The 2012 Beaver defense ranked in the top three in the Pac-12 in total defense and scoring defense, while finishing sixth nationally in third-down conversion defense.

Banker had three years of NFL experience on Riley's staff with the San Diego Chargers from 1999 to 2001. As the defensive coordinator in 2001, his Charger defense ranked 11th in the league in total defense and first in rushing defense.

### COACHING EXPERIENCE

2016: Nebraska, Assistant Coach (Defensive Coordinator/Safeties)  
2015: Nebraska, Assistant Coach (Defensive Coordinator)  
2003-14: Oregon State, Assistant Coach (Def. Coordinator/Safeties and Linebackers)  
2002: Stanford, Assistant Coach  
1999-2001: San Diego Chargers, Assistant Coach (Def. Coordinator/Cornerbacks)  
1997-98: Oregon State, Assistant Coach (Secondary)  
1996: USC, Assistant Coach  
1995: Hawaii, Assistant Coach (Outside Linebackers/Special Teams)  
1981-94: Cal State Northridge, Assistant Coach (Defensive Coordinator)  
1979-80: Springfield College, Graduate Assistant (Offensive Line/Running Backs)

### PLAYING EXPERIENCE

Springfield College (Running Back)

### PERSONAL

Education: Bachelor's in Physical Education, Springfield College, 1978  
Family: Wife, Debbie; Children, Chris, Jayme, Kelsey

### BANKER CAREER HIGHLIGHTS

- » Nebraska's 2015 defense ranked ninth nationally in rushing defense
- » Helped lead Beavers to eight bowl appearances
- » 70 OSU defensive players earned all-conference honors under Banker
- » Second in Pac-12 in scoring defense and third in total defense in 2012
- » Second in Pac-12 in total defense in 2008, with eight players earning all-conference
- » Five defensive players selected in the 2009 NFL Draft
- » Ranked 1st nationally in rush defense, 4th in sacks and 8th in total defense in 2007
- » Nine Beaver defenders earned Pac-10 all-conference honors in 2007
- » Ranked third in the nation and first in Pac-12 in sacks in 2006
- » Led Pac-12 in rushing defense in 2005
- » Ranked in the top three in Pac-10 in seven defensive categories in 2004, including second in total defense
- » Led the Pac-10 and ranked seventh nationally in total defense in 2003
- » Also ranked in top 10 in nation in interceptions and rushing defense in 2003
- » Led San Diego Charger defense to No. 11 total defense ranking as defensive coordinator in 2001



## DANNY LANGSDORF

Offensive Coordinator/QB | Second Season  
Linfield College (1995)

Danny Langsdorf is in his second season as Nebraska's offensive coordinator and quarterbacks coach on Mike Riley's coaching staff. Langsdorf has extensive experience working with Riley, serving two stints on the Oregon State coaching staff, before joining Riley in Lincoln.

Langsdorf helped the Nebraska offense to impressive numbers in his first season. NU finished in the top three in the Big Ten in passing, scoring, total offense and third-down offense (44.8 %). The Huskers produced their highest passing total since 2008 with 3,470 passing yards. NU showed good balance, with 3,000 passing yards and 2,000 rushing yards for only the third time in school history and the first time since 2008.

Individually, quarterback Tommy Armstrong Jr. threw for better than 3,000 yards for the second straight season while connecting on 22 touchdown passes. Armstrong Jr. also set Nebraska season records for most 250-yard passing games and 300-yard total offense games. Receiver Jordan Westerkamp set an NU receiver record with 65 receptions, while producing the third-highest yardage total in school history.

In 2014, Langsdorf served as the quarterbacks coach with the New York Giants. Langsdorf worked directly with two-time Super Bowl winning quarterback Eli Manning, who had one of the top seasons of his career.

Before joining the Giants' staff, Langsdorf spent the previous nine seasons as Riley's offensive coordinator and quarterbacks coach at Oregon State. Langsdorf's Oregon State offenses were regularly among the most productive in the Pac-12 Conference, and nine of OSU's top 13 single-season yardage outputs came under Langsdorf's coaching. The play of the Beaver offenses helped OSU to six bowl appearances in eight seasons from 2006 to 2013, including four bowl wins.

From 2002-04, Langsdorf was on the New Orleans Saints' coaching staff. Before New Orleans, he spent three seasons in the Canadian Football League with the Edmonton Eskimos. Langsdorf first worked for Riley at Oregon State in 1997 and 1998, when he coached the tight ends.

### COACHING EXPERIENCE

2015-present: Nebraska, Assistant Coach (Off. Coordinator/Quarterbacks)  
2014: New York Giants, Assistant Coach (Quarterbacks)  
2005-13: Oregon State, Assistant Coach (Offensive Coordinator/Quarterbacks)  
2002-04: New Orleans Saints, Assistant Coach (Offensive Quality Control/Assistant Wide Receivers/Special Teams)  
1999-2001: Edmonton Eskimos, Assistant Coach (Off. Coordinator/QB WR)  
1997-98: Oregon State, Graduate Assistant (Tight Ends)  
1996: California Lutheran, Assistant Coach

### PLAYING EXPERIENCE

1991-93: Boise State  
1994-95: Linfield (Ore.) College (Quarterback)  
1996: Deggendorf Blackhawks, Germany (Player/Coach)

### PERSONAL

Education: Bachelor's in Exercise Science, Linfield College, 1995  
Family: Wife, Michele; Children, Dawson and Carter

### LANGSDORF CAREER HIGHLIGHTS

- » Guided Nebraska to top 3 Big Ten rankings in passing, scoring and total offense in 2015
- » Helped Giants quarterback Eli Manning post one of best statistical seasons of his career in 2014
- » OSU offense set a school record for total offensive yards in 2013, while leading the Pac-12 in passing and ranking third in total offense
- » Langsdorf coached the top passer in Oregon State and Pac-12 history in Sean Mannion who completed his career with 13,600 passing yards
- » Coached quarterbacks Sean Canfield and Matt Moore who rank fifth and sixth in OSU history in passing yards
- » Langsdorf offenses also featured two of the top three rushers in school history and the top three receivers
- » 2013 Oregon State offense set a school record for total offensive yards
- » 2009 Beaver offense led the Pac-10 in passing, pass efficiency and first downs and ranked in the top three in scoring and total offense
- » Oregon State ranked second in the Pac-10 in passing offense in 2008, while finishing third in total offense



## BRUCE READ

**Special Teams Coordinator | Second Season  
Portland State (1986)**

Bruce Read enters his second season at Nebraska and brings a veteran special teams coach to Mike Riley's staff. Read has 31 years of expertise in coaching special teams, and also worked for Riley at Oregon State and with the San Diego Chargers.

In his first season at Nebraska, Read's specialists produced outstanding results. Punter Sam Foltz averaged better than 44 yards per punt and was the Big Ten Conference Punter of the Year. Place-kicker Drew Brown finished the season by making his final 11 field goals, and his 21 field goals were the second-most in NU history. True freshman long snapper Jordan Ober was nearly flawless in his first season of action. Read's kickoff coverage unit also ranked in the top four in the Big Ten and the top 25 nationally.

Read spent the previous six seasons from 2009 to 2014 at Oregon State, Read's third stint in Corvallis. He also coached the Beaver special teams in 1997 and 1998, and from 2004 to 2006. OSU special teams players achieved numerous school records and accolades under Read's direction.

In 2014, Beaver kickers connected on 19-of-22 field goals and were perfect on PAT attempts. In 2012, Jordan Jenkins earned first-team All-Pac-12 honors as a coverage specialist and OSU led the conference in field goal percentage. Place-kicker Trevor Romaine was one of the nation's most accurate place-kickers that season, connecting on 89 percent of his field goals.

In 2011, return specialist James Rodgers becoming the school's career all-purpose yardage leader with 6,377 yards, partially fueled by 2,385 career return yards. In the 2011 season, OSU ranked seventh in the NCAA in punt returns, just a year after ranking fourth nationally with a school-record 26.4-yard kickoff return average, and sixth nationally in punt return average.

Under Read's direction in 2005, kicker Alexis Serna earned the Lou Groza Award, given to the nation's top kicker.

Read was also on Riley's San Diego staff, helping the Chargers rank among the best in the league in special teams, including leading the NFL in kickoff return average in 1999. Read also worked as an assistant with the New York Giants (2002-03) and Dallas Cowboys (2007-08). He began his coaching career at the University of Montana from 1985 to 1996, working for his father Don Read.

### COACHING EXPERIENCE

- 2015-present: Nebraska, Assistant Coach (Special Teams Coordinator)
- 2009-14: Oregon State, Assistant Coach (Coordinator of Special Teams)
- 2007-08: Dallas Cowboys, Assistant Coach (Special Teams)
- 2004-06: Oregon State, Assistant Coach (Special Teams)
- 2002-03: New York Giants, Assistant Coach (Special Teams)
- 1999-2001: San Diego Chargers, Assistant Coach (Special Teams)
- 1997-98: Oregon State, Assistant Coach (Special Teams)
- 1985-96: Montana, Assistant Coach (Special Teams)

### PERSONAL

Education: Bachelor's in Social Science, Portland State, 1986  
Family: Wife, Christina; Children, Justin, Joshua

#### READ CAREER HIGHLIGHTS

- » Coached punter Sam Foltz and place-kicker Drew Brown to All-Big Ten honors in 2015
- » Foltz was named Big Ten Punter of the Year, while averaging better than two yards more than any other punter in the league.
- » Helped Oregon State to five bowl appearances while on Riley's staff
- » Beaver kickers connected on 19-of-22 field goals in 2014
- » In 2012 Oregon State led the Pac-12 in field goal percentage
- » Return specialist/receiver James Rodgers set an OSU record for career all-purpose yardage, including more than 2,300 return yards
- » OSU ranked in the top 10 nationally in punt return average in consecutive years in 2010 and 2011
- » Beavers ranked fourth nationally with a school-record 26.4 kickoff return average in 2010
- » Punt returner Sammie Stroughter was a third-team All-American in 2006
- » Place-kicker Alexis Serna won the Lou Groza Award in 2005 and was a three-time All-Pac-10 pick
- » San Diego Charger special teams ranked in the top six in NFL twice in Read's three seasons



## TRENT BRAY

**Linebackers | Second Season  
Oregon State (1986)**

Trent Bray is in his second season as Nebraska's linebackers coach and his fifth season overall on Mike Riley's coaching staff.

Bray earned widespread praise during his first season at Nebraska. He took over a linebacking corps short on numbers and game experience and produced positive results. Bray also had the added hurdle of having several of his players sidelined by injury during the course of the 2015 season. By season's end Nebraska had used five different starting linebackers, including a true freshman and two sophomores.

Despite the injuries, Bray's linebackers combined for nearly 250 tackles and 26 tackles for loss. Freshman Dedrick Young became the first true freshman linebacker to start a season opener at Nebraska. Young went on to record 58 tackles, a Nebraska record for a true freshman, and earned Big Ten All-Freshman honors.

Bray joined Riley's staff at Oregon State after being one of the top defenders in Beaver history. In his first season on the OSU staff in 2012, the defense ranked second in the Pac-12 in scoring defense and third in total defense, rushing defense and pass defense. The play of the defense helped OSU make the largest turnaround in number of victories in the FBS ranks on its way to a berth in the Alamo Bowl.

Bray also coached linebackers at Arizona State from 2009 to 2011, including two seasons as a full-time coach and one year as a graduate assistant. Bray coached Pac-10 all-conference selections Vontaze Burfict and Colin Parker during his time in Tempe.

Bray was a standout linebacker for the Beavers from 2002 to 2005. In his career he totaled 337 tackles to rank among the top 10 tacklers in Oregon State history. He earned Pac-10 all-conference honors as both a junior and senior, and was the Insight Bowl Defensive MVP in 2004, leading the Beavers to a win over Notre Dame.

Following his college career, Bray signed free-agent contracts with the Miami Dolphins and Houston Texans. He later played in NFL Europe in 2007, before beginning his coaching career with the California Redwoods of the United Football League in 2009.

### COACHING EXPERIENCE

- 2015-present: Nebraska, Assistant Coach (Linebackers)
- 2012-14: Oregon State, Assistant Coach (Linebackers)
- 2010-11: Arizona State, Assistant Coach (Linebackers)
- 2009: Arizona State, Graduate Assistant (Linebackers)
- 2009: California Redwoods (United Football League), Assistant Coach

### PLAYING EXPERIENCE

- 2002-05: Oregon State, Linebacker
- 2007: Hamburg (NFL Europe), Linebacker

### PERSONAL

Education: Bachelor's in Sociology, Oregon State (2007)

#### BRAY CAREER HIGHLIGHTS

- » Helped Nebraska rank in the top 10 nationally in rushing defense in 2015
- » Coached Dedrick Young to Big Ten All-Freshman honors in 2015
- » Helped lead Beavers to bowl appearances in 2012 and 2013
- » Helped 2012 OSU defense rank second in the Pac-12 in scoring defense
- » Beaver defense ranked third in Pac-12 in 2012 in total defense, rush defense and pass defense
- » Coached two Arizona State linebackers to all-conference accolades
- » First-Team All-Pac 10 linebacker in 2005
- » Ranks among the top 10 tackles in Oregon State history with 337 career tackles
- » 2004 Insight Bowl Defensive MVP



## MIKE CAVANAUGH

Offensive Line | Second Season  
Southern Connecticut State (1986)

Mike Cavanaugh is in his second season on the Nebraska coaching staff, serving as the Huskers' offensive line coach. Cavanaugh is in his 12th season with Mike Riley, working for 10 seasons on Riley's Oregon State staff.

Cavanaugh also spent time in the National Football League with the San Diego Chargers and has 28 overall years of coaching experience.

In his first season at Nebraska, Cavanaugh's offensive line helped the Nebraska offense produce excellent results. The Huskers ranked in the top three in the Big Ten in scoring offense, passing offense, total offense and third-down conversion percentage. Nebraska also produced 3,000 passing yards and 2,000 rushing yards for only the third time in school history.

Cavanaugh's unit also protected quarterback Tommy Armstrong Jr. very well. Nebraska allowed just 14 sacks to rank second in the Big Ten and ninth nationally in fewest sacks allowed. Senior tackle Alex Lewis earned second-team All-Big Ten honors, while redshirt freshman tackle Nick Gates was a freshman All-Big Ten pick.

The line put an exclamation point on the season with a dominant bowl effort, as the Huskers rushed for a season-high 326 yards in a victory over UCLA.

The play of Cavanaugh's offensive lines helped the Beavers to record-setting offensive numbers and to bowl appearances in six of his 10 seasons in Corvallis. Behind the play of Cavanaugh's offensive line quarterback Sean Mannion set single-season and career Pac-12 records for passing yards, completing his career in 2014.

Cavanaugh's players at Oregon State were regularly honored for their efforts. Andy Levitre, Jeremy Perry and Isaac Seumalo each garnered All-America honors under Cavanaugh, while 23 of his players earned all-conference honors. The offensive line play for Oregon State allowed the Beavers to have success both running and passing the football.

Cavanaugh was also a key part in directing some of the nation's top offenses at Hawaii, while tutoring the offensive line from 1999 to 2004.

Cavanaugh served on the San Diego Chargers staff in 1997 and 1998 as an assistant offensive line coach. He had college assistant stops at Ferris State, Sacred Heart, Murray State, Alma College, Wesleyan (Conn.) and Albany.

### COACHING EXPERIENCE

2015-present: Nebraska, Assistant Coach (Offensive Line)  
2005-14: Oregon State, Assistant Coach (Offensive Line)  
1999-2004: Hawaii, Assistant Coach (Offensive Line)  
1997-98: San Diego (NFL), Assistant Coach (Asst. Off. Line & Quality Control)  
1995-96: Ferris State, Assistant Coach (Offensive Line)  
1993-94: Sacred Heart, Assistant Coach (Off. Coordinator/Offensive Line)  
1992: Murray State, Assistant Coach (Offensive Line)  
1988-91: Alma (Mich.) College, Assistant Coach  
(Off. Coordinator/Offensive Line; Def. Coordinator/Linebackers)  
1987: Wesleyan (Conn.), Assistant Coach (Offensive Line)  
1986: Albany (N.Y.), Graduate Assistant Coach

### PLAYING EXPERIENCE

1981-82: New Haven

### PERSONAL

Education: Bachelor's in Physical Education, Southern Connecticut State, 1986  
Family: Wife, Laurie; Children, Shane, Blair

### CAVANAUGH CAREER HIGHLIGHTS

- » Nebraska ranked second in the Big Ten and ninth nationally in fewest sacks allowed in 2015
- » Helped lead Beavers to six bowl appearances in 10 seasons at Oregon State
- » 23 all-conference players at Oregon State
- » Three Beaver offensive linemen drafted by the National Football League
- » Offensive line helped quarterback Sean Mannion become the Pac-12's all-time leading passer
- » 2013 Beaver offense ranked third nationally in passing offense
- » Had a first- or second-team all-conference offensive lineman for five straight seasons from 2006 to 2010
- » Helped Hawaii rank in the top 10 nationally in total offense three times in six seasons
- » Spent two seasons working with the offensive line with the San Diego Chargers



## REGGIE DAVIS

Running Backs | Second Season  
Washington (1988)

Reggie Davis is in his second season on the Nebraska coaching staff and coaches the Husker running backs. Davis brings NFL experience as a player and a coach to the Nebraska program.

In his first season at Nebraska, Davis helped Nebraska rank in the top three in the Big Ten in scoring offense, total offense, passing offense and third-down percentage. Nebraska also passed for 3,000 yards and ran from more than 2,000 yards for only the third time in school history.

Four Husker backs totaled more than 200 yards on the ground and combined to score 16 rushing touchdowns. Junior Terrell Newby led the rushing attack with 765 yards, while senior fullback Andy Janovich excelled under Davis' coaching, earning honorable-mention All-Big Ten honors.

Davis spent the previous four seasons on Jim Harbaugh's San Francisco 49ers staff. Davis spent his first three seasons in San Francisco as the tight ends coach, before tutoring the 49er offensive line in 2014. In Davis' time in San Francisco, the 49ers reached the NFC Championship Game three consecutive seasons from 2011 to 2013, including an appearance in Super Bowl XLVII following the 2012 season.

During his time as tight ends coach, Davis coached 49ers tight end Vernon Davis to a Pro Bowl appearance and All-Pro honors in 2013, when Vernon Davis had a career-high 13 touchdown receptions.

Davis was the running backs coach at Oregon State from 2008 to 2010. Davis helped the Beaver running backs to great success. Davis coached OSU standout Jacquizz Rodgers who set numerous OSU rushing records in his time in Corvallis on his way to the National Football League. Rodgers became the first freshman in the history to the Pac-10 Conference to earn its Offensive MVP award in 2008, after rushing for 1,253 yards.

Before working at Oregon State, Davis served as the running backs coach at UNLV from 2005 to 2007. Davis began his college coaching career in 2004 on Harbaugh's University of San Diego coaching staff working with the tight ends and special teams.

Davis played in 26 games with three starts at tight end with the San Diego Chargers in 1999 and 2000. Davis was a standout tight end at Washington finishing his career with the Huskies in 1998. Davis had 21 receptions for 243 yards and two touchdowns in his senior season.

### COACHING EXPERIENCE

2015-present: Nebraska, Assistant Coach (Running Backs)  
2014: San Francisco 49ers, Assistant Coach (Offensive Line)  
2011-13: San Francisco 49ers, Assistant Coach (Tight Ends)  
2008-10: Oregon State, Assistant Coach (Running Backs)  
2005-07: UNLV, Assistant Coach (Running Backs)  
2004: University of San Diego, Assistant Coach (Tight Ends/Special Teams)  
2001-04: Play Fast Athletics (San Diego, Strength and Speed Coach)

### PLAYING EXPERIENCE

1995-98: University of Washington (Linebacker/Tight End)  
1999-2000: San Diego Chargers (Tight End)

### PERSONAL

Education: Bachelor's in Sociology, Washington, 1998  
Family: Wife, Jennifer; Children, Kayla, DeSean, Jalen, Jordan, Tyson

### DAVIS CAREER HIGHLIGHTS

- » Helped Nebraska offense rank in top three in Big Ten in total offense, scoring offense, passing offense and third-down conversions in 2015
- » Part of three San Francisco teams that appeared in NFC title games, including Super Bowl XLVII following the 2012 season
- » Coached San Francisco All-Pro tight end Vernon Davis from 2011 to 2013, helping Davis become first tight end in NFL history with two seasons with 12 or more touchdown receptions
- » Coached three-time first-team All-Pac 10 selection Jacquizz Rodgers who had three straight 1,000-yard rushing seasons from 2008 to 2010
- » Helped 2009 Oregon State offense rank in the top three in the Pac-10 in scoring, passing and total offense
- » In 2008 Davis helped Rodgers become the first freshman in Pac-10 history to win the conference's Offensive MVP honor
- » Began coaching under Jim Harbaugh at University of San Diego in 2004
- » Played tight end for two seasons for San Diego and Coach Mike Riley



## JOHN PARRELLA

**Defensive Line | First Season  
Nebraska (20xx)**

John Parrella returned to his alma mater in 2016, joining Mike Riley's Nebraska staff as the defensive line coach. Parrella has made a fast rise in the coaching profession and also brings a championship history as a player to the Husker staff.

A native of Grand Island, Neb., Parrella came to Nebraska after spending the past two seasons as the defensive line coach at Northern Michigan University.

Parrella previously served as an assistant coach at Chabot Junior College in Hayward, Calif., in 2013. Chabot won the Golden Gate Conference and won the Top of the State Bowl to capture the Central Division Championship. One of Parrella's defensive linemen earned MVP honors in the game after recording 3.5 sacks.

Parrella first made his mark in coaching at Valley Christian High School in San Jose. Parrella started the varsity program at the school and guided the Vikings to four straight North Coast Section Division IV playoff appearances. In his first season, he led Valley Christian to the semifinals of the NCS playoffs.

The success in coaching followed Parrella's championship playing career at both the collegiate and professional levels. Parrella was an All-Big Eight selection as a defensive tackle at Nebraska, and was a three-year letterwinner for Coach Tom Osborne and defensive line coach Charlie McBride.

Parrella served as a team captain during his senior season in 1992, and was a member of three Big Eight title teams during his career. In his senior season, Parrella was second on the team with 77 tackles, including 11.5 tackles for loss and five sacks, earning first-team all-conference honors. Parrella was also the 1992 Nebraska Lifter of the Year and was inducted into the Nebraska Football Hall of Fame in 2001.

Following his career at Nebraska, Parrella had an outstanding NFL career. A second-round draft pick of the Buffalo Bills in 1993, Parrella played 12 seasons in the NFL.

He was a part of three Super Bowl teams, one each with the Bills, San Diego Chargers and Oakland Raiders. During Parrella's final three seasons with the Chargers from 1999 to 2001, Nebraska Coach Mike Riley served as San Diego's head coach. Parrella finished his career with 26.5 sacks and more than 400 total tackles.

### COACHING EXPERIENCE

- 2016: Nebraska, Assistant Coach (Defensive Line)
- 2014-15: Northern Michigan, Assistant Coach (Defensive Line)
- 2013: Chabot Junior College, Assistant Coach
- 2008-12: Valley Christian High School, Head Coach

### PLAYING EXPERIENCE

- 1988-92: University of Nebraska (Defensive Tackle)
- 1993: Buffalo Bills
- 1994-2001: San Diego Chargers
- 2002-04: Oakland Raiders

### PERSONAL

Education: Bachelor's in Child, Youth and Family Sciences, Nebraska  
Family: Wife, Leigh; Sons, Zach, Cal, Alex, Jake; Daughter, Grace

#### PARRELLA CAREER HIGHLIGHTS

- » Two seasons at defensive line coach at Northern Michigan
- » Helped Chabot Junior College to a conference championship in 2013
- » Started varsity program at Valley Christian High School in San Jose and led school to four straight playoff appearances
- » Played 12 seasons in the National Football League
- » Played in 172 games in NFL career with 111 starts
- » Recorded 26.5 career sacks, including 24.5 in eight seasons with the San Diego Chargers
- » Played in Super Bowl XXVIII with Bills, Super Bowl XXIX with Chargers and Super Bowl XXXVII with the Raiders
- » First-team All-Big Eight selection and team captain at Nebraska in 1992 and Honorable-Mention All-Big Eight in 1991.



## BRIAN STEWART

**Cornerbacks | Second Season  
Northern Arizona (1995)**

Brian Stewart brings an extensive background as a secondary coach to the Nebraska staff. He will focus on the cornerbacks in 2016, after handling the entire secondary in his first year at Nebraska. Stewart also has defensive coordinator experience at both the college and professional levels.

Stewart coached a 2015 NU secondary that improved throughout the season. The secondary had seven different starters in 2015, including 23 starts from freshmen or sophomores. Safety Nate Gerry led the Huskers in tackles and interceptions and earned third-team All-Big Ten honors, while cornerback Joshua Kalu was an honorable-mention all-conference pick.

Stewart joined Nebraska after three seasons as the defensive coordinator and secondary coach at Maryland. In his three seasons at Maryland, Stewart helped the Terrapins to a pair of bowl appearances. The attacking Terrapin defense tallied more than 30 sacks each of the past two seasons.

Stewart re-joined the college ranks as the defensive coordinator at the University of Houston in 2010 and 2011. Stewart's stingy defense played a key role in the Cougars' 13-1 record and No. 14 final national ranking in 2011.

He spent eight years in the NFL, including a two-year stint as the Dallas Cowboys defensive coordinator in 2007 and 2008. Stewart guided Dallas to two top-10 rankings in fewest yards allowed. Stewart also served as an assistant with Philadelphia (2009), San Diego (2004-06) and Houston (2002-03). Each of the teams Stewart coached in his final six NFL seasons won at least nine games.

Before his time in the NFL, Stewart had college assistant coaching stops at Syracuse, Missouri, San Jose State, Northern Arizona and Cal Poly. A California native, Stewart played defensive back at Santa Monica City College and Northern Arizona.

Stewart serves as the president of the Urban Football Coaches Association, conducting an annual coaches' clinic in Los Angeles.

### COACHING EXPERIENCE

- 2016: Nebraska, Assistant Coach (Cornerbacks)
- 2015: Nebraska, Assistant Coach (Defensive Backs)
- 2012-14: Maryland, Assistant Coach (Defensive Coordinator/Defensive Backs)
- 2010-11: Houston, Assistant Coach (Defensive Coordinator/Defensive Backs)
- 2009: Philadelphia Eagles, Assistant Coach (Defensive Special Assistant)
- 2007-08: Dallas Cowboys, Assistant Coach (Defensive Coordinator)
- 2004-06: San Diego Chargers, Assistant Coach (Defensive Backs)
- 2002-03: Houston Texans, Assistant Coach (Defensive Backs Assistant)
- 2001: Syracuse, Assistant Coach (Defensive Backs)
- 1999-2000: Missouri, Assistant Coach (Defensive Backs)
- 1997-98: San Jose State, Assistant Coach (Defensive Backs)
- 1996: Missouri, Graduate Assistant Coach
- 1994-95: Northern Arizona, Assistant Coach (Tight Ends/Special Teams)
- 1992-93: Cal Poly, Assistant Coach (Wide Receivers/Running Backs)

### PLAYING EXPERIENCE

- 1983: Northern Arizona (Defensive Back)
- 1984-85: Santa Monica City College (Defensive Back)
- 1986-87: Northern Arizona (Defensive Back)

### PERSONAL

Education: Northern Arizona, 1995, Bachelor's in Criminal Justice  
Family: Wife, Kimberly; Daughters, Leila, Mya and Zara

#### STEWART CAREER HIGHLIGHTS

- » Coached a pair of all-league players in 2015 in safety Nate Gerry and cornerback Joshua Kalu
- » Helped Maryland rank among conference leaders in sacks in both 2013 and 2014 with 37 and 32 sacks, respectively
- » Guided a 2012 Maryland defense that was in the top three in the ACC and top 35 nationally in total defense, rush defense and passing defense
- » 2011 Houston defense that ranked in the top 15 nationally in red zone scoring, interceptions, TFL, takeaways and opponent completion percentage
- » Eight year as an assistant in the NFL, coaching 14 Pro Bowl players
- » Coordinated the Cowboys defense in 2007 and 2008, helping Dallas to a 13-3 record and NFC East Division crown in 2007
- » Served as Chargers' secondary coach for three years, helping San Diego to two playoff appearances, including a 14-2 record in 2006
- » Helped the 2001 Syracuse team to a 10-3 record and No. 14 final ranking as defensive backs coach



# KEITH WILLIAMS

Wide Receivers | Second Season  
San Diego State (1996)

Keith Williams is in his second season on the Nebraska coaching staff as the Huskers' wide receivers coach. Williams has extensive collegiate experience working with wideouts, coaching the position for the past 16 seasons.

Williams' receivers have a strong record of success, with eight of his products playing in the National Football League this past season.

The Nebraska receivers flourished under Williams' leadership in 2015. The group combined for more than 200 receptions, nearly 2,800 yards and 23 touchdown receptions. Williams' wideouts helped Nebraska rank in the top three in the Big Ten in passing offense, scoring offense, total offense and third-down conversion percentage. NU also passed for its most yards since 2008.

Jordan Westerkamp had 65 receptions for 918 yards and seven touchdowns to earn second-team All-Big Ten honors. His 65 catches were the most ever by a Nebraska receiver. Brandon Reilly averaged 18.9 yards on his 40 receptions, the second-best per-catch average in school history. Stanley Morgan Jr. earned freshman All-Big Ten honors during his first season with the Huskers.

Williams joined Nebraska after spending three seasons as the receivers coach at Tulane. In addition to his role as the Green Wave's receivers coach, Williams was also the program's out-of-state recruiting coordinator in 2014.

In 2014, Williams developed true freshman Teddy Veal, who led the Green Wave with 40 receptions in his first year of college football. In 2013, Tulane earned a spot in the New Orleans Bowl and posted a 7-6 record. A big part of the team success was the play of Williams' receivers. Senior Ryan Grant completed his career with 196 catches for 2,769 yards.

Williams also served as Fresno State's receivers coach for three seasons from 2009 to 2011. He helped the Bulldogs to two bowl appearances while in Fresno, and coached three All-Western Athletic Conference receivers.

Williams also has NFL experience, spending the 2008 season with the San Diego Chargers in a minority internship coaching position. He was also an assistant coach at San Jose City College, San Jose State and Solano (Calif.) College. While with San Jose State, Williams coached four Spartans who ranked among the SJSU's all-time leaders in receiving yardage.

He played collegiately at San Diego State. He signed a free agent contract with the Washington Redskins following and went on to play in both the Canadian Football League and the World League of American Football.

## COACHING EXPERIENCE

- 2015-present: Nebraska, Assistant Coach (Wide Receivers)
- 2012-14: Tulane, Assistant Coach (Wide Receivers)
- 2009-11: Fresno State, Assistant Coach (Wide Receivers)
- 2005-08: San Jose City College, Assistant Coach (Offensive Coordinator/Wide Receivers)
- 2001-04: San Jose State, Assistant Coach (Wide Receivers)
- 2000: Solano College, Assistant Coach (Wide Receivers)

## PLAYING EXPERIENCE

- 1991-93: San Diego State (Receiver)
- 1994: Washington Redskins (Free Agent Contract)
- 1995: Frankfurt Galaxy, WLAF
- 1995-96: Saskatchewan Rough Riders (CFL)

## PERSONAL

Education: Bachelor's in Public Administration, San Diego State, 1996  
Family: Wife, Ayana; Children, Keyan, Kaya

### WILLIAMS CAREER HIGHLIGHTS

- » Jordan Westerkamp had 65 receptions in 2015, the second-most in school history, while his 918 receiving yards were third all-time at Nebraska
- » Brandon Reilly led the Big Ten in average yards per catch in 2015 and ranked among the top 10 nationally in that category
- » Helped Tulane receiver Ryan Grant earn All-Conference USA honors and finish in the top five in school history in catches (196) and yards (2,769 yards)
- » Coached three All-WAC selections at receiver at Fresno State, including first-team choice Jalen Saunders
- » Served a minority internship with San Diego Chargers in 2008
- » Part of four bowl teams during career
- » Coached San Jose State standout Edell Shepherd, who set Spartan school records with 1,500 receiving yards and 14 touchdowns in 2001
- » Played receiver for three seasons at San Diego State and professionally with Washington Redskins and in CFL and WLAF

# NEBRASKA FOOTBALL STAFF

## OPERATIONS, RECRUITING & OFFICE STAFF



**Dan Van De Riet**  
Associate A.D./  
Football Operations



**Hilary O'Bryan**  
Assistant Director of  
Football Operations



**Billy Devaney**  
Executive Director of  
Player Personnel/  
Spec. Assistant to  
Head Coach



**Ryan Gunderson**  
Director of Player  
Personnel



**Kenny Wilhite**  
Director of High  
School Relations



**Andy Vaughn**  
Director of Football &  
Recruiting Operations



**Todd McShane**  
Assistant Director of  
Player Personnel



**Brooks Armstrong**  
Graduate Manager  
Operations



**Joni Duff**  
Football Staff  
Secretary-Defense



**Teri Riggins**  
Football Staff  
Secretary-Offense

## GRADUATE ASSISTANTS & GRADUATE MANAGERS



**Jon Clark**  
Graduate Assistant  
Defensive Backs



**Tavita Thompson**  
Graduate Assistant  
Tight Ends



**Hardie Buck**  
Graduate Manager  
Receivers



**Nick Halberg**  
Graduate Manager  
Offense



**Chase Haslett**  
Graduate Manager  
Quarterbacks



**Keaton Kristick**  
Graduate Manager  
Defense



**Shelly Lyons**  
Graduate Manager  
Linebacker



**Michael Philipp**  
Graduate Manager  
Offensive Line



**Roman Sapolu**  
Graduate Manager  
Offensive Line



**Nick Smith**  
Graduate Manager  
Special Teams



**Blair Tushaus**  
Graduate Manager  
Defensive Line



**John Weiss**  
Graduate Manager  
Tight Ends, Fullbacks



# NEBRASKA FOOTBALL STAFF

## STRENGTH AND CONDITIONING STAFF



**Mark Philipp**  
Head Football  
Strength Coach



**Clete McLeod**  
Associate Football  
Strength Coach



**Jamie Belt**  
Assistant Football  
Strength Coach



**Andrew Ervin**  
Assistant Football  
Strength Coach

## ATHLETIC MEDICINE STAFF



**Dr. Lonnie Albers**  
Associate A.D.  
Athletic Medicine



**Mark Mayer**  
Head Football  
Athletic Trainer



**Brandon Armstrong**  
Assistant Athletic  
Trainer



**Drew Hamblin**  
Assistant Athletic  
Trainer



**Jerry Weber**  
Assoc. Director of  
Athletic Medicine/  
Head Trainer



**Dr. Robert Dugas**  
Chief of Staff



**Dr. David Clare**  
Team Physician  
Orthopaedic Surgeon

## VIDEO STAFF



**Greg Vaughn**  
Director of  
Football Video



**Mark Mayer**  
Assistant Director of  
Football Video



**Jay Terry**  
Head Equipment  
Manager



**Mark Mayer**  
Assistant Director of  
Football Video

## EQUIPMENT STAFF

## SENIOR ADMINISTRATION



**Shawn Eichorst**  
Director of  
Athletics



**Steve Waterfield**  
Executive Associate  
A.D./Performance &  
Strategic Research



**Dennis Leblanc**  
Executive Associate  
A.D./Academics



**Keith Zimmer**  
Senior Associate  
A.D./Life Skills &  
N Club

# 2016 NEBRASKA FOOTBALL NOTEBOOK

## SPRING PRACTICE NEXT STEP IN PREPARATION FOR HUSKERS 2016 SEASON

Nebraska's spring practice session is the latest step in building toward the 2016 season, the Huskers' second under Head Coach Mike Riley.

The Huskers entered the offseason with a surge of momentum from a strong finish to the 2015 campaign. The Huskers won three of their final four games, capped by a Foster Farms Bowl victory over UCLA to close Riley's first year at the helm.

The Huskers return ample experience on both sides of the ball led by three-year starting quarterback Tommy Armstrong Jr. on offense. He is joined by veterans in all areas of the offense, while the Blackshirt defense boasts game-tested players at every level. The Huskers' special teams also should rank among the nation's best in 2016.

The big finish to last season has Nebraska eyeing a strong showing in the Big Ten West Division this fall.

The 15 spring practices will be capped by the Red-White Spring Game at Memorial Stadium on Saturday, April 16. The game will be shown live on BTN2Go and tape-delayed the same evening on BTN. Kickoff is set for 1 p.m.

After spring practice, Nebraska players will get a short break before re-convening in Lincoln in June for summer workouts, leading to the start of preseason practice in early August.



### UPCOMING DATES FOR NEBRASKA FOOTBALL

April 16	Spring Game at Memorial Stadium, 1 p.m.
July 25-26	Big Ten Media Day and Kickoff Luncheon, Chicago
Aug. 3	Fan Day at Memorial Stadium (tentative)
Aug. 4	First Day of Fall Practice (tentative)
Sept. 3	Season Opener vs. Fresno State at Memorial Stadium

## BIG CROWD EXPECTED FOR SPRING GAME

The Red-White game has become a must-attend event for any Husker fan over the past dozen years. Nebraska has solidified a tradition of having one of the largest spring game crowds in the nation on an annual basis.

Nebraska has drawn at least 54,000 fans for the spring game each of the past 11 times it has been played, including a sellout crowd of 80,149 in 2008. Nebraska has drawn at least 60,000 fans each subsequent year, including 76,881 fans in 2015, the fourth crowd of better than 75,000 fans since 2008.

Overall, Nebraska has drawn 737,902 fans for its past 11 spring games at Memorial Stadium, an average of 67,082 fans per game. By comparison, only 21 schools nationally drew at least 67,000 fans per game during the 2015 season.

All tickets for the spring game are reserved and are \$10 each. As of March 28, more than 48,000 tickets had been sold for the contest.

### RED-WHITE GAME ATTENDANCE FIGURES

Year	Attendance
2004	61,417
2005	63,416
2006	57,415
2007	54,288
2008	80,149
2009	77,670
2010	77,936
2011	66,784
2012	game canceled
2013	60,174
2014	61,772
2015	76,881

## NU TO PLAY NINE BIG TEN GAMES IN '16

The Big Ten Conference moves to a nine-game conference schedule in 2016. Nebraska and the other six members of the Big Ten West Division will play four home games and five road games this season.

The Huskers' league slate includes games at Memorial Stadium against West Division opponents Illinois (Oct. 1), Purdue (Oct. 22) and Minnesota (Nov. 12), along with a cross-division matchup with Maryland (Nov. 19).

On the road, Nebraska will travel to West foes Northwestern (Sept. 24), Wisconsin (Oct. 29) and Iowa (Nov. 26). NU will also play East Division opponents Indiana (Oct. 15) and Ohio State (Nov. 5) away from Lincoln. The games against Maryland and Indiana will mark Nebraska's first conference matchups with those schools.

The Huskers' non-conference schedule is highlighted by the start of a home-and-home series with Oregon. The Ducks will visit Memorial Stadium on Sept. 17, completing a three-game homestand to open the season. Nebraska will make a return trip to Eugene in the 2017 season. The two meetings are the first between the schools since Oregon played in Lincoln in both 1985 and 1986.

Nebraska also plays host to Fresno State (Sept. 3) and Wyoming (Sept. 10) in non-conference action, completing three-game series with both schools.

Overall, Nebraska will play seven games against teams that played in a bowl game last season, including New Year's Six participants Iowa (Rose) and Ohio State (Fiesta). The Big Ten Championship Game is scheduled for Saturday, Dec. 3, in Indianapolis.

## FORMER HUSKER PARRELLA JOINS NEBRASKA DEFENSIVE STAFF

Mike Riley hired John Parrella as the Huskers' defensive line coach in late February. A former Nebraska and NFL standout, Parrella returned to his alma mater after two seasons on the defensive staff at Northern Michigan University.

A native of Grand Island, Neb., Parrella was an All-Big Eight defensive tackle at Nebraska and played 12 seasons in the NFL.

Parrella has made a fast rise in the coaching profession after his long playing career. Prior to his two seasons on the Northern Michigan staff, Parrella served as an assistant coach at Chabot Junior College in Hayward, Calif., in 2013. Parrella first made his mark as a coach at Valley Christian High School in San Jose, Calif. Parrella started the varsity program at the school and guided the Vikings to four straight North Coast Section Division IV playoff appearances.

The success in coaching followed Parrella's championship playing career at both the collegiate and professional levels. Parrella was a two-time All-Big Eight selection at Nebraska in 1991 and 1992, and was a team captain in his senior season. Parrella was a part of three Big Eight title teams during his Husker career. Parrella was inducted into the Nebraska Football Hall of Fame in 2001.

A second-round draft pick of the Buffalo Bills in 1993, Parrella played 12 seasons in the NFL. He played in three Super Bowls, one each with the Bills, Chargers and Raiders. During Parrella's final three seasons with the Chargers from 1999 to 2001, Riley served as San Diego's head coach.

## NU ADDS DEVANEY TO FOOTBALL STAFF

Nebraska's other staff personnel addition in the offseason came with the hiring of Billy Devaney as Executive Director of Player Personnel and Special Assistant to the Head Coach. Devaney has more than three decades of experience in the National Football League in administrative and player personnel roles. He served as the general manager of the St. Louis Rams from 2008 to 2011, and was most recently a pro personnel scout for the Atlanta Falcons in 2014 and 2015.

In his role with the Huskers, Devaney will work with Riley to develop, implement and oversee a comprehensive football player personnel program. Devaney will head up the process of identifying prospective student-athletes, allocation of scholarship offers and assist the head coach with roster management. Devaney will directly oversee the Huskers' player personnel and recruiting staffs.

Devaney got his start in professional football as a scout with the Washington Redskins organization from 1979 to 1990. He got his start in the front office as the director of pro personnel for the San Diego Chargers from 1990 to 2000.

During his stint with the Chargers, the team appeared in Super Bowl XXIX following the 1994 season. Devaney was also in the Chargers' front office when the organization hired Riley as head coach before the 1999 season.





## NEBRASKA GOES FAR AND WIDE TO SIGN TALENTED 2016 RECRUITING CLASS

Nebraska signed an impressive group of recruits in the winter, with the class coming from all parts of the United States. The Huskers class of 21 is comprised of players from 14 states. California led the way with four signees in the class, with two players each from Nebraska, Colorado, Florida and Missouri.

Riley and his staff put together a well-balanced class with 10 players set to begin their Nebraska career on offense, 10 players tabbed for defense and one kicker. The Huskers inked an impressive group of four offensive linemen in the 2016 class, while adding five players who are scheduled to begin their Nebraska careers in the secondary.

## HUSKERS LED BY VETERANS ON BOTH OFFENSE AND DEFENSE

The 2016 Huskers will be one of the more veteran teams in the Big Ten Conference. Nebraska returns a total of 18 starters from last year's team, and the 2016 squad will feature a total of 13 players who have double-figure career start totals. The leaders of that group include six players who have made more than 20 starts in their Nebraska careers.

### MOST EXPERIENCED HUSKER STARTERS

Sam Foltz, P	38 career starts
Tommy Armstrong Jr., QB	33
Nate Gerry, S	29
Greg McMullen, DL	26
Drew Brown, PK	26
Cethan Carter, TE	24

## WHAT RETURNS FOR 2016...

### OFFENSE

Category	Pct. of 2015 Total
Rushing Yards	68.2%
Passing Yards	100%
Receiving Yards	89.6%
Total Offense Yards	87.2%
All-Purpose Yards	81.6%
Scoring	84.5%

### DEFENSE

Category	Pct. of 2015 Total
Tackles	74.4%
Tackles for Loss	77.0%
Sacks	70.8%
Interceptions	90%
Pass Breakups	62%
Fumble Recoveries	80%
Fumbles Forced	100%

### SPECIAL TEAMS

Category	Pct. of 2015 Total
Field Goals	100%
Extra Points	100%
Punt Return Yards	100%
Kickoff Return Yards	81.8%
Punting Yards	93.1%

## NEBRASKA OFFENSE LOOKS TO BUILD ON SUCCESS OF 2015 SEASON

The Nebraska offense had a productive first season under Head Coach Mike Riley and offensive coordinator Danny Langsdorf, and the unit appears ready for more growth this fall.

In 2015, Nebraska ranked second in the Big Ten in total offense and passing offense, while finishing third in scoring offense.

- Nebraska averaged 32.8 points per game and scored more than 30 points eight times, including five of the final seven games.
- The Huskers finished second in total offense at 446.9 yards per game, and averaged 6.1 yards per play, the third-best mark in the conference.
- Nebraska passed for 266.9 yards per game to rank second in the conference. The Huskers also allowed just 14 sacks in 13 games to rank among the Big Ten and national leaders in that category.

- Nebraska had 228 plays from scrimmage of at least 10 yards. That total ranked 22nd in the nation and second in the Big Ten. Nebraska was also second in the Big Ten in plays of 20-plus yards with 78.
- Nebraska scored 48 points at Minnesota, marking its highest scoring output in its five seasons of Big Ten Conference play. The last time NU scored more points in a conference game was a 51-41 win at Oklahoma State in 2010.
- The offensive output sparked the 23-point win at Minnesota, marking NU's fourth Big Ten road win of 20 points or more since joining the league in 2011.

Nebraska topped the 300-yard passing mark six times in 2015, including each of the first four games. NU had a season-high 407 passing yards at Purdue, the fifth most in school history.

## ARMSTRONG JR. POISED TO CHALLENGE NUMEROUS NEBRASKA SCHOOL RECORDS

Quarterback **Tommy Armstrong Jr.** heads into his senior season in 2016 as the likely starter at quarterback. Armstrong Jr. has held down the position for the majority of the past three seasons with 33 career starts, including 25 of 26 games the past two seasons.

Armstrong produced one of the best statistical seasons in the Big Ten in 2015, ranking among the league leaders in passing and total offense. He will enter his senior season with several Nebraska career records firmly in his sights.

- Armstrong completed 55 percent of his passes in 2015 and threw for 3,030 yards. The passing total marked the third 3,000-yard passing season in school history.
- Armstrong threw for 2,695 yards in his sophomore season in 2014. He is one of just three players in Nebraska history with two 2,000-yard passing seasons, joining Zac Taylor and Taylor Martinez.
- Armstrong has five career 300-yard passing games, including four in 2015 (319 vs. BYU, 309 at Miami, 368 vs. Southern Miss, 320 vs. Michigan State). He had a career-high 381 passing yards against USC in the 2014 Holiday Bowl. Armstrong has topped 250 passing yards 12 times in his career, the most in school history.
- Armstrong finished second in the Big Ten in passing yards per game in 2015, averaging 252.5 passing yards per game.
- Armstrong enters the 2016 season with 6,691 passing yards, second on the NU career list. He is 567 yards from Taylor Martinez's school record of 7,258 passing yards. Armstrong's passing yardage is seventh nationally among active players.



Quarterback Tommy Armstrong Jr. has started 33 games in his Nebraska career, one of six Huskers with at least 24 career starts.



- Armstrong has 53 career touchdown passes, just three shy of Martinez's career school record. Armstrong has thrown for at least three touchdowns seven times in his Nebraska career. His 53 career passing touchdowns are fourth among active FBS players entering the 2016 season.

- Armstrong has thrown for 22 touchdowns each of the past two seasons, tied for fourth on the NU season chart.

- Armstrong averaged 285.8 yards of total offense per game in 2015 to rank second in the Big Ten.

- Armstrong has 7,998 career total offense yards, good for second at Nebraska. He is 2,235 yards from the school record held by Martinez.

- He is the first player in NU history with two 3,000-yard total offense seasons, after posting 3,430 yards in 2015 and 3,400 yards in 2014. Those totals are third and fourth, respectively on the season total offense list.

- Armstrong had a career-high 431 yards of total offense against Southern Miss in 2015, and has 10 career games of at least 300 yards of total offense. The 10 300-yard total offense games are the most in school history.

- Armstrong ranked 27th in the nation in passes of more than 10 yards (132), and 22nd in passes of 20-plus yards (51).

- Armstrong is one of 10 Nebraska quarterbacks to surpass 1,000 career rushing yards. He enters 2016 with 1,309 rushing yards, eighth-most among NU quarterbacks.

- Armstrong twice earned Big Ten Offensive Player-of-the-Week honors in 2015. He first earned the honor against Southern Miss, then was recognized for his four touchdowns (2 rush, 2 pass) and 320 passing yards in the win over Michigan State.

- Armstrong is the only active FBS quarterback with 6,500 career passing yards and 1,000 career rushing yards.

**ARMSTRONG'S RANKINGS AMONG ACTIVE FBS PLAYERS**

- » Career Passing Yards, 7th (6,691 yards)
- » Career Passing Touchdowns, 4th (53 touchdowns)
- » Career Touchdowns Responsible For, Tie-2nd (69 touchdowns)
- » Career Total Offense, 6th (7,998 yards)

**CAREER PASSING YARDS**

Rk.	Player, Years	Yards
1.	Taylor Martinez, 2010-13	7,258
2.	Tommy Armstrong Jr., 2013-pres.	6,691
3.	Zac Taylor, 2005-06	5,850

**CAREER COMPLETIONS**

Rk.	Player, Years	Comp.
1.	Taylor Martinez, 2010-13	575
2.	Tommy Armstrong Jr., 2013-pres.	474
3.	Zac Taylor, 2005-06	470

**CAREER TOUCHDOWN PASSES**

Rk.	Player, Years	TDs
1.	Taylor Martinez, 2010-13	56
2.	Tommy Armstrong Jr., 2013-pres.	53
3.	Zac Taylor, 2005-06	45

**CAREER TOTAL OFFENSE**

Rk.	Player, Years	Yards
1.	Taylor Martinez, 2010-13	10,233
2.	Tommy Armstrong Jr., 2013-pres.	7,998
3.	Eric Crouch, 1998-2001	7,915

**SEASON PASSING YARDS**

Rk.	Player, Year	Yards
1.	Joe Ganz, 2008	3,568
2.	Zac Taylor, 2006	3,197
3.	Tommy Armstrong Jr., 2015	3,030
4.	Taylor Martinez, 2012	2,871
5.	Tommy Armstrong Jr., 2014	2,695

**SEASON TOTAL OFFENSE**

Rk.	Player, Years	Yards
1.	Taylor Martinez, 2012	3,890
2.	Joe Ganz, 2008	3,826
3.	Tommy Armstrong Jr., 2015	3,430
4.	Tommy Armstrong Jr., 2014	3,400
5.	Zac Taylor, 2006	3,165

**300-YARD TOTAL OFFENSE GAMES**

Rk.	Player, Years	Games
1.	Tommy Armstrong Jr., 2013-pres.	10
2.	Joe Ganz, 2005-08	9
	Taylor Martinez, 2010-13	9

**250-YARD PASSING GAMES**

Rk.	Player, Years	Games
1.	Tommy Armstrong Jr., 2013-pres.	12
2.	Joe Ganz, 2005-08	11
3.	Zac Taylor, 2005-06	8

**WESTERKAMP READY TO CHALLENGE RECEIVING RECORDS IN 2016**

Senior receiver **Jordan Westerkamp** is set to join his teammate and roommate Tommy Armstrong Jr. in attacking the Nebraska record book in 2016. Westerkamp will also lead a Nebraska receiving corps that has the ability to rank as one of the nation's best this fall.

A Chicago area product, Westerkamp put together one of the most prolific receiving seasons in school history in 2015. He had 65 catches for 918 yards and seven touchdowns, an average of 14.1 yards per catch. He earned second-team All-Big Ten honors for his effort in 2015.

- His 65 catches were second on the NU single-season chart, and were the most receptions ever by a Husker receiver.

- Westerkamp had 918 receiving yards in 2015, the third-most in school history.

- Westerkamp was sixth in the Big Ten in receptions per game (5.0) and receiving yards per game (70.3).

- Westerkamp continues to move up the NU career charts. He is fourth on the NU career receiving yardage list with 1,948 yards, leaving him less than 750 yards from the No. 1 spot.

- He has 129 career receptions, to rank sixth on the career list. He is 52 catches from the top spot on the career list.

- Westerkamp had a career-high 11 receptions for 118 yards against Southern Miss in 2015. The 11 catches were tied for third on the NU single-game receptions list.

- Westerkamp had a season-high 143 receiving yards against Michigan State, one of four 100-yard games in 2015 (107 vs. BYU, 118 vs. Southern Miss, 123 at Purdue). The four 100-yard games ties the Nebraska season record, accomplished five times previously.

- Westerkamp has seven career 100-yard receiving games to rank third on the NU career list in that category.

- Westerkamp's seven touchdown receptions in 2015 were tied for 10th on the season charts. He has 13 career touchdown receptions to rank in a tie for ninth place on that career list.

- Westerkamp (118) and Brandon Reilly (112) each topped 100 receiving yards against Southern Miss. That marked only the second time in NU history a pair of wideouts topped 100 receiving yards in the same game. Westerkamp and Kenny Bell combined for the feat against FAU in 2014.

- Westerkamp has caught a pass in 26 straight games, the fourth-longest streak in school history and just the eighth time in school history a player has had a streak of at least 20 consecutive games with a catch.

**CAREER RECEPTIONS**

Rk.	Player	Receptions
1.	Kenny Bell, 2011-14	181
2.	Nate Swift, 2005-08	166
3.	Johnny Rodgers, 1970-72	143
4.	Terrence Nunn, 2004-07	136
5.	Marlon Lucky, 2005-08	135
6.	J. Westerkamp, 2013-pres.	129

**CAREER RECEIVING YARDS**

Rk.	Player	Yards
1.	Kenny Bell, 2011-14	2,689
2.	Johnny Rodgers, 1970-72	2,479
3.	Nate Swift, 2005-08	2,476
4.	J. Westerkamp 2013-pres.	1,948
5.	Terrence Nunn, 2004-07	1,762

**CONSECUTIVE GAMES WITH A RECEPTION**

Rk.	Player, Years	Games
1.	Johnny Rodgers, 1970-72	37
2.	Terrence Nunn, 2004-07	32
3.	Kenny Bell, 2012-14	28
4.	J. Westerkamp, 2013-pres.	26

**SEASON RECEPTIONS**

Rk.	Player	Receptions
1.	Marlon Lucky, 2007	75
2.	J. Westerkamp, 2015	65
3.	Nate Swift, 2008	63
4.	Todd Peterson, 2008	62
5.	Maurice Purify, 2007	57

**SEASON RECEIVING YARDS**

Rk.	Player	Yards
1.	Johnny Rodgers, 1972	942
2.	Nate Swift, 2008	941
3.	J. Westerkamp, 2015	918
4.	Johnny Rodgers, 1971	872
5.	Kenny Bell, 2012	863



## REILLY BIG-PLAY LEADER IN RECEIVING CORPS

Westerkamp is joined in the wide receiving corps by fellow senior **Brandon Reilly**, who established himself as one of the nation's top big-play receiving threats in 2015.

Reilly had 40 receptions for 754 yards and four touchdowns in 2015. His biggest touchdown reception was a game-winning score in the final minute against Michigan State. He finished the night against MSU with three catches for 87 yards, with all three of his catches in the game covering at least 22 yards, including two receptions of at least 30 yards. The big-play effort against MSU was indicative of Reilly's season.

- Reilly had eight receptions of at least 30 yards, the fourth-most in the Big Ten.
- Reilly's average of 18.9 yards per reception ranked first among Big Ten receivers who averaged at least 2.0 catches per game. The 18.9 yard per catch average was also the second-best average in NU history for players with at least 40 receptions.

Westerkamp and Reilly are the headliners among a talented group of receivers that has the ability to rank among the nation's best in 2016.

### TOP RETURNING HUSKER RECEIVERS

Player	Career Catches	Career Rec. TD
Jordan Westerkamp	129	13
Brandon Reilly	49	4
Alonzo Moore	40	6
Cethan Carter, TE	40	3
De'Mornay Pierson-El	35	5
Stanley Morgan Jr.	25	3

## BLACKSHIRTS LOOK TO CONTINUE STRONG PLAY AGAINST THE RUN

The Nebraska Blackshirt defense has stated an offseason goal of making big improvements in pass defense and pressuring the quarterback. However, the Huskers will look to duplicate their 2015 success in stopping the opponent run game.

The Huskers allowed opponents to rush for 109.9 yards per game, a mark that ranked second in the Big Ten and ninth nationally.

Nebraska closed the year by shutting down UCLA's run game in the Foster Farms Bowl, limiting the Bruins to 67 rushing yards. UCLA was the fifth opponent Nebraska held to less than 90 rushing yards in 2015.

- NU was 5-0 in games when opponents rushed for less than 90 yards.
- Nebraska held Southern Miss to 11 rushing yards, its best run defense effort since Michigan had -17 rushing yards in 2013. South Alabama had just 19 rushing yards.
- In Big Ten play, Nebraska limited Minnesota to 65 rushing yards, while Rutgers had just 89 yards on the ground.

## GERRY RETURNS TO LEAD SECONDARY

Nebraska senior safety Nate Gerry has been a fixture for the Husker defense the past three seasons. Over the past two years, Gerry has started every game in the secondary, making a mark as one of the top defensive backs in the Big Ten Conference.

In 2015, Gerry was a third-team All-Big Ten choice by the league media, marking the second straight year he earned all-conference accolades. As a sophomore season, Gerry earned second-team all-conference honors.

- Gerry has led Nebraska in interceptions each of the past two seasons with five in 2014 and four last fall.
- Gerry ranked in the top 10 in the Big Ten in interceptions each of the past two seasons. As a sophomore in 2014, he led the league in interceptions in conference games, with all five picks coming in Big Ten play.
- Gerry's nine interceptions rank just outside of the career top 10 at Nebraska, and he is five interceptions from the career record of 14 interceptions.
- Gerry led Nebraska in tackles in 2015 with 79 stops and ranked second in 2014 with 88 tackles.
- Gerry has 199 career tackles to rank 33rd in school history and fifth all-time among NU defensive backs. He is 55 tackles from the top 10 on the NU career list.

## BROWN CONTINUING FAMILY TRADITION OF OUTSTANDING KICKING AT NEBRASKA

Place-kicker **Drew Brown** will enter the 2016 season as a leading contender for conference and national honors, including the Lou Groza Award. Brown established himself as one of the nation's top kickers as a sophomore and earned second-team All-Big Ten honors.

Brown made 21-of-27 field goals in 2015, including making each of his last 11 field goals. Nine of the 11 field goals in field goal streak were from at least 40 yards, and the streak of 11 straight made field goals is tied for the fourth-longest streak in NU history.

- Brown connected on 13 field goals of at least 40 yards in 2015. He was 13-of-17 from beyond 40 yards, including 12-of-14 from 40-49 yards.
- In Big Ten Conference games, Brown connected on 12-of-14 field goals.
- Brown's 21 field goals in 2015 were second on the Nebraska season list.
- Brown was second in the Big Ten at 1.62 field goals per game, and ranked 16th nationally in the category. He was third in the Big Ten in scoring at 8.2 points per game.
- Brown scored 107 points as a sophomore after posting a Nebraska freshman record 101 points in 2014. He is the first player in Nebraska history with 100-point seasons as both a freshman and sophomore.
- Brown had multiple field goals in seven games in 2015.

Brown jump-started his 2015 season with a record-setting performance against Southern Miss. Brown made five field goals, all in the first half, in the Huskers' 36-28 victory.

- Brown's five field goals in a half tied an NCAA record. He now shares the record with fellow Husker Dale Klein (1985 at Missouri) and New Mexico State's Dat Ly (1988 at Kansas) who also had five field goals in a half.
- Brown's five field goals were the most ever by a Husker in Lincoln, and tied a Memorial Stadium record, held by two opposing kickers.
- The five field goals marked the third time in NU history a kicker had five or more field goals. Klein had an NCAA record seven field goals at Missouri in 1985, and Alex Henery had five field goals at Virginia Tech in 2009.

### SEASON FIELD GOALS

Rk.	Player	FG
1.	Alex Henery, 2009	24
2.	<b>Drew Brown, 2015</b>	<b>21</b>
3.	Brett Maher, 2012	20



Junior Drew Brown returns as one of the nation's top kickers in 2016. Brown made 21 field goals last season, including his final 11 attempts.

## FOLTZ BRINGS BIG LEG TO NEBRASKA PUNTING GAME

Punter **Sam Foltz** teams with Drew Brown to give Nebraska one of the strongest tandems of kickers in the nation. Foltz has held down the punting chores for Nebraska for each of the past three seasons. In 2015, he was among the nation's best punters and was named the Eddleman-Fields Big Ten Punter of the Year.

- Foltz averaged 44.2 yards per punt to rank first in the Big Ten and 21st nationally in 2015.
- In Big Ten games, Foltz averaged a league-leading 45.0 yards per punt. His conference-only games average was 2.2 yards per punt better than any other Big Ten punter. Foltz had a conference-leading 13 punts of 50 yards or more in league play.
- Foltz had 16 punts of at least 50 yards, including a career-high five at Illinois. He was named Big Ten Special Teams Player of the Week for his performance against the Illini.
- Foltz downed 15 punts inside the opponent's 20-yard line, including four at Rutgers. He had seven punts inside the 10-yard line in Big Ten play.
- Foltz's strong leg helped Nebraska average 38.3 yards in net punting. That total was third in the Big Ten.
- Foltz has a career average of 42.6 yards per punt, the fifth-best career average in Nebraska history.

## NEBRASKA WINNING ON 'MONEY DOWN'

Coaches regularly preach the importance of winning on third down. Nebraska was effective on the 'money down' on both offense and defense in 2015, and looks to carry that success into this fall.

- Nebraska ranked third in the Big Ten in third-down conversions at 44.8 percent. Defensively, the Huskers were fifth in opponent third-down conversions at 34.0 percent.
- The Huskers ranked 24th nationally in both categories. Nebraska joined Clemson, Michigan and Tennessee as the only schools in the nation to rank in the top 25 in both third-down conversions and opponent third-down conversions.

## RILEY, STAFF BRING VETERAN AND PROVEN PRESENCE TO NEBRASKA SIDELINES

Nebraska Head Coach Mike Riley enters his second season in Lincoln in 2016. The upcoming season will also mark Riley's 25th season overall as a head coach. Riley is entering his 16th season as a college head coach, including 14 years at Oregon State and two at Nebraska. He also has nine years as a professional head coach, with three years as an NFL head coach.

- Riley is in his 42nd overall season in either the college or professional coaching ranks, more than any other FBS head coach entering the 2016 season.
- With his 25 years of head coaching experience, Riley ranks second among current FBS head coaches in total years of head coaching experience.
- Riley is one of only four FBS head coaches with at least three years of NFL head coaching experience. Three of those four coaches are in the Big Ten, including Riley, Illinois' Lovie Smith and Jim Harbaugh of Michigan.
- Riley's first win of 2016 will mark his 100th victory as a collegiate head coach. Riley won 93 games in 14 seasons at Oregon State, before posting six wins at Nebraska in 2015.
- Riley posted a win over sixth-ranked Michigan State in 2015, marking the 15th win of his collegiate coaching career over a ranked team. The victory over the Spartans was Riley's sixth win over a top-10 team.

## NEBRASKA RANKS AMONG NATION'S ATTENDANCE LEADERS

Nebraska averaged 89,998 fans for its seven home games at Memorial Stadium in 2015. Capacity at Memorial Stadium was slightly lowered prior to the 2015 campaign, resulting in a slight drop in average attendance.

Nebraska's attendance average ranked 11th in the nation and fourth among Big Ten schools. This marked the third straight year Nebraska has ranked 11th or higher in average attendance. Nebraska had a season-high 90,830 fans for the regular-season finale against Iowa.

The Big Ten had seven of the top 24 schools in average home attendance in 2015.

In 2014, Nebraska was 10th in average home attendance with 91,249 fans per game. The average attendance for seven home games was the largest ever at Memorial Stadium, bettering the 2013 mark of 90,933 per game.

The Huskers checked in at ninth in 2013, the highest for Nebraska since full attendance figures are available beginning with the 1999 season. NU has ranked in the top 20 nationally in attendance each of the 17 years with available attendance figures.

## NCAA RECORD SELLOUT STREAK ROLLS INTO 2016 SEASON

One of the most remarkable streaks in collegiate sports continued in 2015. Nebraska has sold out every game at Memorial Stadium since Nov. 3, 1962, a streak of 347 consecutive sellouts.

NU celebrated the 300th consecutive sellout on Sept. 26, 2009, against Louisiana-Lafayette. Notre Dame is second in all-time consecutive sellouts with 250, 97 fewer than the Huskers.

Nebraska established a stadium record for attendance against Miami on Sept. 20, 2014, with a crowd of 91,585. The crowd ranked as the 10th-largest to see any Nebraska game.

### LONGEST CURRENT SELLOUT STREAKS

- Nebraska - 347
- Notre Dame - 250

### SELLOUT STREAK FACTS

- NU is 296-51 (.853) during the sellout streak
- Attendance during the streak is 26,350,157



Nebraska has sold out 347 consecutive games at Memorial Stadium, dating back to the 1962 season.



## NEBRASKA AMONG HISTORICALLY BEST PROGRAMS IN THE NATION

Nebraska enters its 127th season of college football in 2016 and owns an 880-368-40 all-time record in 1,288 games (.699).

Nebraska is one of 10 programs with 800 all-time victories. The Huskers' 880 all-time victories rank fourth nationally.

Since 1970, NU has compiled a 446-127-5 record, for a .776 winning percentage in 578 games.

- Nebraska ranks as the nation's winningest program over the last 40, 50 and 60 years. NU has won 21 more games than any other team in the country over the last 50 years.
- Since Nebraska's first football season in 1890, Husker teams have won 11 or more games 12 times, including seven times since 1993.
- Nebraska has won 12 or more games seven times, including three seasons with 13 wins (1971, 1994, 1997).
- Nebraska has 24 10-win seasons since 1970.
- Nebraska has 49 nine-win seasons in school history, including 41 since 1970 and 47 since Bob Devaney took over the Nebraska program in 1962. No other school in the nation has more than 32 nine-win seasons in that same time frame.
- The 2014 season marked Nebraska's 125th football season. The Huskers won five national championships and 43 conference championships in their first 125 seasons.
- NU was the first team in NCAA history to win 100 games in consecutive decades, leading the nation with 103 wins in the 1980s and ranking second with 108 wins in the 1990s.

## NEBRASKA AMONG ALL-TIME BOWL LEADERS

Nebraska made its 52nd all-time bowl appearance in the 2015 Foster Farms Bowl. Nebraska is one of only five programs with 50 or more bowl appearances, and its 52 bowl appearances are third all-time, trailing only Alabama (62) and Texas (53).

The Huskers have played in the postseason in 45 of the past 47 seasons, including an NCAA-record 35 straight bowl games from 1969 to 2003. Nebraska owns a 26-26 all-time bowl record. Nebraska's 26 all-time bowl victories rank in a tie for seventh nationally.

Nebraska played the first of its 52 bowls in the Rose Bowl, when No. 7 Nebraska lost to No. 2 Stanford, 21-13, following the 1940 season.





### ALL-TIME BOWL APPEARANCES

1. Alabama	62
2. Texas	53
3. <b>Nebraska</b>	<b>52</b>
4. Georgia	51
Tennessee	51




### ALL-TIME BOWL VICTORIES

1. Alabama	35
2. USC	33
3. Penn State	29
Georgia	29
5. Oklahoma	28
6. Texas	27
7. <b>Nebraska</b>	<b>26</b>
Tennessee	26




### MOST ALL-TIME VICTORIES

 MICHIGAN WOLVERINES	925
 NOTRE DAME FIGHTING IRISH	892
 TEXAS LONGHORNS	886
 <b>NEBRASKA CORNHUSKERS</b>	<b>880</b>

### MOST WINS LAST 60 YEARS

 <b>NEBRASKA CORNHUSKERS</b>	<b>533</b>
 OKLAHOMA SOONERS	525
 OHIO STATE BUCKEYES	514




### MOST WINS LAST 50 YEARS

 <b>NEBRASKA CORNHUSKERS</b>	<b>476</b>
 OKLAHOMA SOONERS	455
 OHIO STATE BUCKEYES	450





### MOST WINS LAST 40 YEARS

 <b>NEBRASKA CORNHUSKERS</b>	<b>385</b>
 FLORIDA STATE SEMINOLES	372
 OHIO STATE BUCKEYES	367

### MOST WINS LAST 30 YEARS

 FLORIDA STATE SEMINOLES	289
 <b>NEBRASKA CORNHUSKERS</b>	<b>286</b>
 OHIO STATE BUCKEYES	277
 FLORIDA GATORS	275

### MOST WINS LAST 25 YEARS

 OHIO STATE BUCKEYES	242
 FLORIDA GATORS	240
 FLORIDA STATE SEMINOLES	240
 <b>NEBRASKA CORNHUSKERS</b>	<b>236</b>

## RETURNING STARTERS—OFFENSE



# TOMMY ARMSTRONG JR. #4

Senior | Quarterback | 6-1 | 220 |  
Three Letters | Cibolo, Texas | Steele HS

- » Team Captain (2015)
- » Foster Farms Bowl Offensive MVP (2015 vs. UCLA)
- » Big Ten Offensive Player of the Week  
(vs. Southern Miss, vs. Michigan State, 2015)
- » Maxwell Award Watch List (2015)
- » Manning Award Watch List (2015)
- » Earl Campbell Tyler Rose Award Watch List (2015)
- » Honorable-Mention Big Ten All-Freshman Team (BTN, 2013)
- » Big Ten Freshman of the Week (vs. Michigan, 2013)
- » Longest Pass in NU History and NCAA Bowl History (99 yards vs. Georgia)
- » Nebraska Scholar-Athlete Honor Roll (Fall, 2012)
- » Nebraska Junior Record for Passing Yards in a Season
- » NU Sophomore Record Holder - Passing Yards, Passing TDs, Total Offense
- » NU Bowl Game Record Holder - Passing Yards, Passing TDs, Pass Completions, Pass Attempts, Total Offense (2014 Holiday Bowl vs. USC)

## ARMSTRONG'S NEBRASKA RANKINGS

- » Career Passing Yards 2nd (6,691 yards)
- » Career Pass Completions 2nd (474 completions)
- » Career Touchdown Passes, 2nd (53 touchdowns)
- » Career Total Offense, 2nd (7,998 yards)
- » Career 250-Yard Passing Games, 1st (12 games)
- » Career 300-Yard Total Offense Games, 1st (10 games)
- » Career Rushing Yards by a Quarterback, 8th (1,309 yards)
- » Career Starts by a Quarterback, 5th (33 starts)
- » Season Passing Yards, 3rd/5th (3,030 yards in 2015, 2,695 yards in 2014)
- » Season Passing Touchdowns, 4th (22 TDs in both 2014 and 2015)
- » Season Passing Completions, 5th (222 completions, 2015)
- » Season Total Offense, 3rd/4th (3,430 yards in 2015, 3,400 yards in 2014)
- » Season 300-Yard Passing Games, 2nd (4, 2015)
- » Season 250-Yard Passing Games, 1st-tied (8, 2015)
- » Season 300-Yard Total Offense Games, Tie-1st (6, 2015)

## ARMSTRONG'S RANKINGS AMONG ACTIVE FBS PLAYERS

- » Career Passing Yards, 7th (6,691 yards)
- » Career Passing Touchdowns, 4th (53 touchdowns)
- » Career Touchdowns Responsible For, Tie-2nd (69 touchdowns)
- » Career Total Offense, 6th (7,998 yards)

## 2016 OUTLOOK

Quarterback Tommy Armstrong Jr. has engineered the Nebraska offense for each of the past three seasons with 33 career starts. The Texas native heads into the 2016 season hoping to join past Husker quarterbacks Tommie Frazier, Eric Crouch and Taylor Martinez as signal callers who have started games in four consecutive seasons at Nebraska.

The 6-1, 220-pound Armstrong Jr. brings a versatile talent to the Nebraska quarterback position. He has regularly shown the ability to hurt defenses with both his strong right arm and his running ability. In his first season in Mike Riley's offensive system in 2015, Armstrong ranked second in the Big Ten leaders in passing and total offense.

Armstrong is part of a strong nucleus of returning skill position players in 2016, giving Nebraska confidence it can make a big leap in offensive efficiency this season. Individually, Armstrong will be focused on increasing his completion percentage this fall, while taking better care of the football.

Armstrong amassed more than 3,400 yards of total offense for a second consecutive season and threw for more than 250 yards in eight of his 12 starts. He also accounted for 29 touchdowns, including 22 through the air, and seven rushing touchdowns.

With his senior season in front of him, Armstrong is poised to threaten several Nebraska career records. He is less than 600 yards from the Nebraska career passing yardage record and is three touchdown passes for a school record in that category. Armstrong is also within striking distance of the career total offense record and is among the nation's career leaders in passing yards, passing touchdowns, total offense and total touchdowns.

Armstrong quickly earned the respect of his teammates when he took over the starting role as a redshirt freshman in 2013. A natural leader, Armstrong is one of the Huskers' team captains for the 2015 season.

## 2015 (JUNIOR)

Armstrong started 12 games while missing the Purdue game with a foot injury. He completed 222-of-402 passes for 3,030 yards and 22 touchdowns, throwing for at least 250 yards eight times. In the running game, Armstrong had 98 carries for 400 yards and ran for seven touchdowns. His 3,430 yards of total offense ranked as the third-highest total in school history.

Armstrong also ranked highly in the conference and national statistical rankings. Armstrong's 252.5 passing yards per game were second in the Big Ten, and his 285.8 yards of total offense per game was second in the conference and 24th in the nation. Armstrong's 22 touchdown passes ranked third among Big Ten quarterbacks, and he guided Nebraska to top three conference rankings in passing, scoring and total offense.

Armstrong threw for at least two touchdowns in all four non-conference games. He opened the year by completing 24-of-41 passes for 319 yards and three touchdowns against BYU. A week later he hit on 21-of-30 passes for 270 yards and two scores in an easy victory over South Alabama.

Armstrong led a frenetic comeback at Miami, throwing for 309 yards and four touchdowns, while rushing for 49 yards on 11 carries. Armstrong guided the Huskers to three touchdown drives in the fourth quarter to force overtime, throwing for 184 yards and three scores in the fourth quarter alone.

Against Southern Miss, Armstrong produced a career-high 431 yards of total offense, the No. 5 total in school history. He threw for 368 yards and two scores and rushed seven times for 63 yards and a touchdown. Armstrong's performance earned him Big Ten Offensive Player-of-the-Week honors.

Armstrong had one of his most efficient outings at Minnesota. He completed 18-of-26 passes for 261 yards and three touchdowns, while rushing eight times for 38 yards in a 48-25 win. Armstrong accounted for three touchdowns in a loss to Northwestern, passing for 291 yards and a score, while rushing for a pair of touchdowns.

After sitting out at Purdue, Armstrong engineered a stirring upset of Michigan State. He threw for 320 yards and two touchdowns in the game, including a game-winning 30-yard touchdown to Brandon Reilly with 17 seconds remaining. Armstrong threw for 140 yards in the fourth quarter alone as NU rallied from a 12-point deficit. Armstrong also rushed for a pair of fourth-quarter touchdowns.

Armstrong completed three touchdown passes in a victory at Rutgers, then threw for 296 yards and rushed for 46 in the regular-season finale against Iowa. Armstrong capped his junior season by earning Offensive MVP honors in a Foster Farms Bowl win over UCLA. Armstrong rushed for 76 yards and a touchdown on 10 carries, helping Nebraska to a season-high 326 rushing yards. He also completed 12-of-19 passes for 174 yards.

## 2014 (SOPHOMORE)

Armstrong started all 13 games and finished with 3,400 yards of total offense. He threw for 22 touchdowns, including seven in the season's final two games. He threw for more than 200 yards eight times in 2014, and had at least one touchdown pass in 11 of 13 games. Armstrong had 705 rushing yards and six rushing touchdowns, while averaging 4.9 yards per carry. He topped 50 rushing yards seven times, including a career-high 131 rushing yards against McNeese State.

Armstrong opened the year with three consecutive 300-yard total offense games. He threw for 271 yards and two touchdowns and rushed for 62 yards and a touchdown against Florida Atlantic, helping NU set a Big Ten modern-era record for total offense with 784 yards. Armstrong posted the 131 rushing yards against McNeese State on just 11 carries, with runs of 42, 24 and 34 yards against the Cowboys. He also threw for 242 yards and two touchdowns, including a 58-yard touchdown pass to Ameer Abdullah in the waning seconds to secure the victory.

In the road opener at Fresno State, Armstrong completed 12-of-21 passes for 260 yards and three touchdowns, including a 70-yard scoring strike to Jordan Westerkamp on the game's third play. He also rushed for 65 yards, and became the first Nebraska quarterback since 2008 to top 300 yards of total offense in three straight games.

Armstrong rushed for 96 yards on 13 carries, while adding 113 passing yards in a 41-31 win over Miami. He threw for 166 yards and a 73-yard touchdown in a win over Illinois, while adding 66 rushing yards. Armstrong threw for a then-career-high 273 yards and nearly engineered a fourth-quarter comeback in a 27-22 loss at Michigan State.



# CETHAN CARTER

Senior | Tight End | 6-4 | 240 | Three Letters |  
New Orleans, La. | Archbishop Rummel HS

- » Honorable-Mention All-Big Ten (Media, 2015)
- » Nebraska Most Improved Player (2015)
- » Honorable-Mention Big Ten All-Freshman Team (BTN, 2013)

## 2016 OUTLOOK

Tight end Cethan Carter heads into the 2016 season in hopes of finishing his Nebraska career in strong fashion. The 6-4, 240-pound Carter is a prototypical tight end in the Husker offensive system and flourished late in his junior season, helping Nebraska's offensive finish strong in the season's final month.

Carter was one of six Huskers with more than 20 catches last season, and he continued to show his big-play ability. In addition to his receiving skills, Carter became a strong blocker in the Husker run game. Carter earned honorable-mention All-Big Ten honors in 2015, and is capable of contending for higher honors as a senior. Carter is one of three veteran tight ends that return to the NU offense, along with fellow seniors Sam Cotton and Trey Foster.

## 2015 (JUNIOR)

Carter started each of the final 11 games at tight end, finishing with 24 receptions for 329 yards and two touchdowns. He had seven games with multiple receptions, including five of the season's final six games.

Carter sat out the first two games and returned with single catches against Miami and Southern Miss. He had three receptions at Illinois, including a career-long 55-yard reception. He added three catches against Wisconsin and had a 10-yard TD catch in an impressive offensive showing at Minnesota.

Carter caught three passes for 45 yards at Purdue, before finishing the season on a strong note. At Rutgers, Carter tied his career high with four receptions for 57 yards, including an 11-yard touchdown. He also had a 32-yard touchdown run on a reverse, marking the only rushing touchdown by a tight end in NU history. He tied his career with with four catches for a career-high 76 yards against Iowa, with three of his catches covering 20 yards or more. He closed the year with two catches against UCLA and helped seal the NU win with a 16-yard run.

## 2014 (SOPHOMORE)

Carter played in nine games with eight starts, while missing four games at midseason with a foot injury. Carter returned for the final four games and finished with six catches for 98 yards and a touchdown on the year.

He made four of his six receptions in the final two games, with two catches for a career-high 48 yards at Iowa, highlighted by a career-long 34-yard grab to set up a touchdown. Carter also had a 14-yard catch in the fourth quarter on a game-tying drive. Carter added two receptions for 25 yards in the Holiday Bowl. Carter had his first career touchdown on a 20-yard catch at Fresno State.

## 2013 (FRESHMAN)

Carter was one of seven true freshmen to play in 2013, seeing action in all 13 games with six starts. Carter had 10 catches for 127 yards. He caught two passes three times, including a season-high 43 yards against South Dakota State, highlighted by a season-long 26-yard catch. He caught five of his 10 passes in the final four games, including a 23-yard catch against Georgia in the Gator Bowl.

## CAREER STATS

Year	G/S	No.	Yds.	Y/R	Y/G	Long	TDs
2013	13/6	10	127	12.7	9.8	26 vs. S. Dakota St.	0
2014	9/8	6	98	16.3	10.9	34 at Iowa	1
2015	11/11	24	329	13.7	29.9	55 at Illinois	2
<b>Totals</b>	<b>33/25</b>	<b>40</b>	<b>554</b>	<b>13.9</b>	<b>16.8</b>	<b>55 at Illinois</b>	<b>3</b>

**2015 Rushing:** 2 carries, 48 yards, 32-yard TD at Rutgers

## SINGLE-GAME HIGHS

- » Receptions – 4 at Rutgers (2015), vs. Iowa (2015)
- » Receiving Yards – 76 vs. Iowa (2015)
- » Touchdowns – 1, four times

Armstrong accounted for 276 yards of total offense at Northwestern, including 221 passing yards. He caught a 16-yard touchdown pass from De'Mornay Pierson-El on a reserve pass, becoming the first NU quarterback to catch a touchdown pass since 2008.

Armstrong posted 268 yards of total offense against Minnesota, including 223 passing yards. In the regular-season finale at Iowa, Armstrong's leadership and poise helped NU tie the largest road comeback in school history, as the Huskers overcame a 24-7 second-half deficit to win 37-34 in overtime.

Armstrong threw for a career-high four touchdown passes at Iowa, including a pair of second-half touchdowns to put NU in position to reach overtime. Armstrong then connected with Kenny Bell on a game-winning nine-yard touchdown pass in overtime.

Armstrong directed Nebraska to 525 total yards against USC in the Holiday Bowl. He posted career highs in passing yards (381), completions (32) and attempts (51), all Nebraska bowl records. Armstrong also rushed for 41 yards to account for a career-high and Nebraska bowl record 422 yards of total offense. He threw for three touchdowns in the game, and ran for a fourth-quarter score before the Husker rally fell just short.

## 2013 (REDSHIRT FRESHMAN)

Armstrong took over the starting role midway through the season and compiled a 7-1 record as the starter. He was one of three quarterbacks to play a key role for NU in 2013, beginning the season as the co-No. 2 quarterback behind Taylor Martinez. Armstrong finished with 966 yards passing and nine touchdowns, while rushing for 202 yards and two scores.

Armstrong made his first career start against South Dakota State and completed 12-of-15 passes for 169 yards and a touchdown. He guided Nebraska to touchdowns on each of the first three drives he led.

Armstrong split time with Ron Kellogg at Purdue and scored his first career rushing touchdown, a three-yard first-quarter run. Armstrong rushed 17 times for a season-high 69 yards against Northwestern, including a five-yard TD on the game's opening drive. He also completed 15-of-29 passes for a season-high 173 yards and a touchdown.

Armstrong showed his poise in leading the Huskers to a 17-13 win at Michigan, snapping the Wolverines' 19-game home winning streak. Armstrong threw for 139 yards, including a game-winning touchdown to Ameer Abdullah with 2:03 left. Armstrong was 5-for-7 for 59 yards passing and added seven yards rushing on the game-winning drive.

He suffered his only loss of 2013 as a starter against Michigan State, when he threw for 143 yards and two touchdown passes. Armstrong was injured early at Penn State and also missed the Iowa contest with an injury.

Armstrong earned the start in the Gator Bowl against Georgia and led NU to a 24-19 win. He threw for 163 yards, including a pair of scoring strikes to Quincy Enunwa. Armstrong threw a school-record 99-yard touchdown to Enunwa in the third quarter to give NU a 24-12 lead.

## 2012 (REDSHIRT)

Armstrong redshirted in his first season in the program in 2012

## CAREER STATS

### Passing

Year	G/GS	Comp-Att-Int	Pct.	Yds.	Y/G	LP	TD	Eff.R.
2012								Redshirt
2013	9/8	68-131-8	51.9	966	107.3	99	9	124.31
2014	13/13	184-345-12	53.3	2,695	207.3	73	22	133.04
2015	12/12	222-402-16	55.2	3,030	252.5	55	22	128.64
<b>Totals</b>	<b>34/33</b>	<b>474-878-36</b>	<b>54.0</b>	<b>6,691</b>	<b>196.8</b>	<b>99</b>	<b>53</b>	<b>129.72</b>

### Rushing

Year	G/S	Att.	Gain	Loss	Net	Y/A	Y/G	Long	TDs
2012									Redshirt
2013	9/8	67	277	75	202	3.0	22.4	24 vs. Georgia	2
2014	13/13	145	842	137	705	4.9	54.2	42 vs. McNeese St.	6
2015	12/12	98	563	163	400	4.1	37.6	32 at Illinois	7
<b>Totals</b>	<b>34/33</b>	<b>310</b>	<b>1,682</b>	<b>375</b>	<b>1,307</b>	<b>4.2</b>	<b>38.4</b>	<b>42 vs. McNeese St.</b>	<b>15</b>

## SINGLE-GAME HIGHS

- » Pass Attempts - 51 vs. USC (2014 Holiday Bowl)
- » Pass Completions - 32 vs. USC (2014 Holiday Bowl)
- » Passing Yards - 381 vs. USC (2014 Holiday Bowl)
- » Long Pass - 99 vs. Georgia, (2014 Gator Bowl)\*
- » Passing Touchdowns - 4 at Iowa (2014), at Miami (2015)
- » Rushes - 20 at Wisconsin (2014)
- » Rushing Yards - 131 vs. McNeese State (2014)
- » Long Rush - 42 vs. McNeese State (2014)
- » Rushing Touchdowns - 2 vs. Michigan State (2015)
- » Total Offense Yards - 431 vs. Southern Miss (2015)

\*-school record

**SAM  
COTTON**

#84

Senior | Tight End | 6-5 | 250 | Three Letters |  
Lincoln, Neb. | Southeast HS

- » Academic All-Big Ten (2013, 2014, 2015)
- » Four-Time Nebraska Scholar-Athlete Honor Roll
- » Brook Berringer Citizenship Team (2014)
- » Tom Osborne Citizenship Team (2014)

**2016 OUTLOOK**

Sam Cotton has seen extensive action at tight end the past three seasons and is one of three seniors returning to the position in 2016. Cotton will team with fellow veterans Cethan Carter and fellow Lincoln Southeast product Trey Foster to once again make tight end a strong position for the Huskers.

The 6-5, 250-pound Cotton has provided a big receiving target throughout his Husker career, while also providing a physical blocking presence at the point of attack. Off the field, Cotton is a three time Academic All-Big Ten selection.

Cotton is the youngest of three brothers to play for Nebraska, joining older brothers Ben and Jake, who have completed their NU eligibility, while their father, Barney, also played and coached at Nebraska.

**2015 (JUNIOR)**

Cotton played in all 13 games with seven starts at tight end. He finished the season with three catches for 35 yards, with single receptions against Miami, Southern Miss and a season-long 14-yard grab vs. Iowa.

**2014 (SOPHOMORE)**

Cotton played in all 13 games with starts against Michigan State, Northwestern, Purdue and Minnesota. He had three receptions for 41 yards, including two touchdowns. Cotton had a 10-yard catch in the opener against Florida Atlantic, and had a 23-yard touchdown grab at Fresno State. He added an eight-yard touchdown catch in the third quarter against Rutgers.

**2013 (REDSHIRT FRESHMAN)**

Cotton played in 10 games, including a start against Purdue. He caught three passes for 22 yards, with a three-yard touchdown catch at Minnesota. He had a season-long 17-yard catch against Illinois and also had a reception at Purdue.

**2012 (REDSHIRT)**

Cotton sat out his first season in the program as a redshirt.

**CAREER STATS**

Year	G/S	No.	Yds.	Y/R	Y/G	Long	TDs
2012	Redshirt						
2013	10/1	3	22	7.3	2.2	17 vs. Illinois	1
2014	13/4	3	41	13.7	3.2	23 vs. Rutgers	2
2015	13/7	3	35	11.7	2.9	14 vs. Iowa	0
<b>Totals</b>	<b>36/12</b>	<b>9</b>	<b>98</b>	<b>10.9</b>	<b>2.8</b>	<b>23 vs. Rutgers</b>	<b>3</b>

**SINGLE-GAME HIGHS**

- » Receptions – 1, nine times
- » Receiving Yards – 23 vs. Rutgers (2014)
- » Touchdowns – 1, three times

**NICK  
GATES**

#68

Sophomore | Offensive Tackle | 6-5 | 300 |  
One Letter | Las Vegas, Nev. | Bishop Gorman HS

- » Big Ten All-Freshman Team (BTN.com, ESPN.com)
- » BTN All-Bowl Team (2015)
- » Nebraska Scholar-Athlete Honor Roll (Fall, 2015)

**2016 OUTLOOK**

Nick Gates heads into the 2016 season as one of the anchors of an offensive line that lost four of its top six players to graduation. The 6-5, 300-pound Gates earned the starting right tackle spot as a redshirt freshman last fall and helped Nebraska field one of the Big Ten's most productive offenses.

Gates and senior guard Dylan Utter will be counted on to lead the re-tooled offensive line this fall. While the Las Vegas native lined up at right tackle throughout last fall, he could be tried at left tackle in 2016. Gates' play as a redshirt freshman earned him recognition on the BTN All-Freshman Team.

**2015 (REDSHIRT FRESHMAN)**

Gates was Nebraska's regular starter at right tackle, helping the Huskers rank among the Big Ten leaders in scoring, passing and total offense. Gates started all 10 games he played, while missing three games at mid-season with a high ankle sprain.

Gates' play at right tackle was also critical to Nebraska providing strong pass protection throughout the year. The Husker offensive line gave up just 14 sacks in 13 games to rank ninth in the nation and second in the Big Ten. Gates helped power Nebraska to 326 rushing yards in the bowl victory over UCLA, earning him a spot on the BTN All-Bowl team.

**2014 (REDSHIRT)**

Gates redshirted and worked on the scout team offensive line.

**CAREER STATS**

- » Games Played--10 in 2015
- » Games Started--10 in 2015





# ALONZO MOORE

## #82

Senior | Wide Receiver | 6-2 | 195 | Three Letters  
Winnfield, La. | Winnfield Senior HS

» Nebraska Scholar-Athlete Honor Roll (Fall 2012)

### 2016 OUTLOOK

Senior Alonzo Moore is a key part of a receiving corps that should be among the nation's best in 2016. Moore is one of five returning receivers who have made extensive contributions during their Nebraska career, including fellow fifth-year seniors Brandon Reilly and Jordan Westerkamp.

The 6-2, 195-pound Moore had a strong junior season and showed his ability as a big-play threat for the Huskers, grabbing seven catches of at least 20 yards. Moore was one of six Huskers with at least 24 receptions in 2015 and his six touchdown receptions ranked second on the team, as did his average of 16.5 yards per reception.

Moore also became involved in the running game, regularly carrying the ball on end around plays. The speedy Moore has also contributed on kickoff returns throughout his career and could factor into that role again in 2016.

### 2015 (JUNIOR)

Moore had his most productive season as a Husker, helping Nebraska feature one of the Big Ten's top passing offenses. He played in 12 games with five starts, while missing the Purdue game with an injury. Moore tied for fourth on the team with 24 receptions for 395 yards and six touchdowns. He added 106 rushing yards on 14 carries.

Moore opened the year with a flourish, catching three passes for 48 yards and a touchdown against BYU. He had a career-high five receptions, including a touchdown against South Alabama. He also combined to rush for 43 yards in the two games, including a season-long 19-yard run vs. the Jaguars.

Moore caught his third touchdown of the season at Miami, helping ignite a fourth-quarter rally that sent the game into overtime. Moore had a 41-yard touchdown catch against Wisconsin, followed by four catches for a career-high 84 yards and a 32-yard touchdown at Minnesota.

Moore had three catches for 65 yards against Michigan State, including a 43-yard third-quarter catch to set up a touchdown. A week later, he had a career-long 44-yard touchdown reception in a victory at Rutgers.

### 2014 (SOPHOMORE)

Moore played in the first 11 games before missing the finale at Iowa and the Holiday Bowl because of injury. Moore started seven of the first eight games and had 10 receptions for 136 yards. He also had three kickoff returns for 53 yards.

Moore caught three passes for 26 yards against Miami and had two receptions against Rutgers. He had a season-long 43-yard catch at Michigan State, keeping the Huskers' comeback hopes alive late in the fourth quarter.

### 2013 (REDSHIRT FRESHMAN)

Moore played in 10 games, making starts against Illinois and Minnesota. He had six receptions for 75 yards and averaged 23.2 yards on five kickoff returns. Moore had a career-high four receptions for 43 yards against Northwestern. He also had a 19-yard catch against South Dakota State. He had 71 kickoff return yards at Minnesota and two returns for 45 yards against Northwestern.

### 2012 (REDSHIRT)

Moore redshirted in his first season in 2012.

### CAREER STATS

Year	G/S	No.	Yds.	Y/R	Y/G	Long	TDs
2012	Redshirt						
2013	10/2	6	75	12.5	7.5	19 vs. S. Dakota St.	0
2014	11/7	10	136	13.6	12.4	43 at Michigan State	0
2015	12/5	24	395	16.6	32.9	44 at Rutgers	6
<b>Totals</b>	<b>33/14</b>	<b>40</b>	<b>606</b>	<b>15.2</b>	<b>18.4</b>	<b>44 at Rutgers</b>	<b>6</b>

**Kickoff Returns:** 8 att., 169 yards, 21.1 ypr, long-28; 3 att., 53 yards, 17.7 ypr in 2014; 5 att., 116 yards, 23.2 ypr in 2013.

**Rushing:** 14 carries, 106 yards, 7.6 ypc, long-19 vs. South Alabama, all in 2015

### SINGLE-GAME HIGHS

- » Receptions – 5 vs. South Alabama (2015)
- » Receiving Yards – 84 at Minnesota (2015)
- » Touchdowns – 1, six times



# TERRELL NEWBY

## #34

Senior | I-Back | 5-10 | 200 | Three Letters |  
Los Angeles, Calif. | Chaminade HS

» Big Ten Offensive Player of the Week (vs. Southern Miss, 2015)

» Brook Berringer Citizenship Team (2015)

» Tom Osborne Citizenship Team (2015)

### 2016 OUTLOOK

I-back Terrell Newby is the most experienced member of the running back corps heading into 2016. Newby started eight games in 2015 and was NU's leading rusher, while also being a receiving threat out of the backfield.

The 5-10, 200-pounder will continue to compete with several other players for action at I-back, but his versatility makes Newby an excellent fit in the Husker offense. Newby excelled in the first half of the season before an ankle injury limited his productivity in the final five games.

Newby became the 63rd player in school history to eclipse 1,000 career rushing yards, and he enters the 2016 season in position to join 28 Huskers in the 2,000-yard club. Newby has also contributed as a kickoff returner throughout his NU career. Newby is a Los Angeles native and was one of the nation's most sought-after running backs in 2013.

### 2015 (JUNIOR)

Newby was Nebraska's top I-back for the majority of the season. He played in all 13 games and made eight starts, finishing as Nebraska's leading rusher with 765 yards while averaging 5.2 yards per carry. Newby's six rushing touchdowns were second on the team. He also caught 24 passes for 159 yards and a touchdown and returned five kickoffs for 77 yards.

Newby had 43 rushing yards and a touchdown against BYU before a career night against South Alabama. Newby set career highs with 28 carries for 198 yards against the Jaguars, including 118 yards before halftime. He had two rushing touchdowns and added a third TD on an eight-yard reception. His effort earned Newby Big Ten Offensive Player-of-the-Week honors.

Newby ran for 82 yards and had a season-high four receptions at Miami and had 76 rushing yards against Southern Miss. He posted his second 100-yard rushing game at Minnesota with 13 carries for 116 yards and two touchdowns. His first score came on a career-long 69-yard rush in the first quarter.

Newby had 52 rushing yards and three receptions against Northwestern, and ran for 56 yards by early in the second quarter at Purdue. However, he suffered an ankle injury against the Boilermakers that limited Newby for the remainder of the season. Newby had just 18 carries in the season's final four games, but did have a season-high five receptions against Iowa.

### 2014 (SOPHOMORE)

Newby was NU's fourth-leading rusher, gaining 297 yards on 67 carries, with five rushing touchdowns. He played in all 13 games. In addition to his rushing numbers, Newby caught eight passes for 44 yards and had three kickoff returns for 53 yards. He opened the year with a season-high 107 yards on 16 carries and two rushing touchdowns against Florida Atlantic.

Against Illinois, Newby had nine carries for 34 yards and a touchdown and caught two passes for 21 yards. He had 30 yards on 10 carries against Rutgers and 42 yards on nine carries, including a seven-yard TD run, against Purdue.

Newby added his fifth touchdown run at Wisconsin. He had four carries for 15 yards against USC, and added two receptions against the Trojans.

### 2013 (FRESHMAN)

Newby was third on the team with 298 rushing yards, averaging 5.5 yards on his 54 carries. He also caught three passes, had four kickoff returns for 77 yards and a 10-yard punt return.

Newby opened the year with season highs of 15 carries and 76 yards against Wyoming, then added 60 yards against Southern Miss. He topped 50 yards for a third time in non-league play with 52 yards and two touchdowns against South Dakota State. He had 61 rushing yards at Purdue, including a season-long 23-yard run. Newby had a season-long 24-yard kickoff return vs. Iowa.



**NEWBY CAREER STATS**

Year	G/S	Att.	Gain	Loss	Net	Y/A	Y/G	Long	TDs
2013	13/0	54	302	4	298	5.5	24.8	23 at Purdue	2
2014	13/0	67	302	5	297	4.4	22.8	43 vs. Florida Atlantic	5
2015	13/8	147	786	21	765	5.2	58.8	69 at Minnesota	5
<b>Totals</b>	<b>39/8</b>	<b>268</b>	<b>1,390</b>	<b>30</b>	<b>1,360.5</b>	<b>5.1</b>	<b>34.8</b>	<b>69 at Minnesota</b>	<b>12</b>

**Receiving:** 35 receptions, 205 yards, 1 TD, long-30 vs. South Alabama 2015; 2013--3 receptions, 1 yard; 2014--8 receptions, 45 yards; 2015--24 receptions, 159 yards, 1 TD, long-30

**SINGLE-GAME HIGHS**

- » Rushes – 28 vs. South Alabama (2015)
- » Rushing Yards – 198 vs. South Alabama (2015)
- » Rushing Touchdowns – 2, four times



**BRANDON REILLY**

**#87**

Senior | Wide Receiver | 6-2 | 200 | Three Letters  
Lincoln, Neb. | Southwest HS

- » Academic All-Big Ten (2013, 2014, 2015)
- » Seven-Time Nebraska Scholar-Athlete Honor Roll

**2016 OUTLOOK**

Senior Brandon Reilly is part of a veteran receiving corps that should rank among the nation's best in 2016. Reilly is one of five returning receivers with extensive game action.

The 6-2, 200-pound Reilly played in every game in 2015 after battling injuries the previous two seasons. He used the opportunity to his advantage, finishing second for the Huskers in receptions and receiving yardage, while ranking among the top big-play receivers in the country.

Reilly had eight receptions of at least 30 yards as a junior, highlighted by a 30-yard game-winning touchdown in the final seconds against Michigan State. Reilly's 18.9-yard per catch average ranked sixth in the nation and first in the Big Ten among players with at least 40 receptions. His average was also the second-best in school history among players with 40 catches in a season, trailing only Irving Fryar in 1983.

In addition to being a big-play receiver, Reilly was also a factor in the run game in 2015, and has used his speed to contribute on special teams in his career. A former walk-on, Reilly earned a scholarship before his sophomore season. The Lincoln native is a three-time Academic All-Big Ten selection.

**2015 (JUNIOR)**

Reilly played in all 13 games with six starts at wideout. He finished the season with 40 receptions for 754 yards and four touchdowns. His 18.9-yard per catch average was among the best in Nebraska school history. Reilly had at least three receptions in eight games and had a catch of at least 20 yards in nine games. Reilly also rushed for 96 yards on 11 carries and returned a pair of kickoffs.

Reilly opened the year with consecutive five-catch efforts against BYU and South Alabama, topping 70 yards in both games. He had four receptions for 83 yards at Miami, and was a big part of Nebraska's fourth-quarter rally. Reilly caught a 21-yard fourth-quarter TD to pull Nebraska within eight points, then had a 41-yard catch to help set up the Huskers game-tying touchdown in the final minute. Reilly closed non-league play with three catches for a career-high 112 yards, including a 49-yard reception vs. Southern Miss.

Reilly had four catches for 83 yards and a touchdown against Northwestern and tied his season-high with five receptions for 88 yards and a touchdown at Purdue. Reilly had a career-long 52-yard catch against the Boilermakers and also had a career-long 20-yard run.

Reilly had a memorable night against No. 6 Michigan State with three catches for 87 yards. He had a 35-yard catch deep in Spartan territory in the third quarter, before hauling in the game-winning score. He caught a 30-yard strike from Armstrong with just 17 seconds to play, giving NU the 39-38 upset win. He also had a 17-yard run against the Spartans. Reilly finished the year with three receptions each against Iowa and UCLA.

**2014 (SOPHOMORE)**

Reilly missed the first six games with an injury, but returned to play in the final seven games, including a start at Wisconsin. Reilly had six catches for 85 yards on the season, including four catches for 36 yards in the Holiday Bowl. He also had a 14-yard catch at Wisconsin and a career-long 35-yard

catch at Iowa. His reception at Iowa put NU deep in Hawkeye territory in the closing seconds and set up a game-tying field goal.

On special teams, Reilly blocked a punt against Purdue and helped alter another punt against the Boilermakers. He added one assisted tackle.

**2013 (REDSHIRT FRESHMAN)**

Reilly played in 10 games at receiver, and caught three passes for 24 yards, including two catches for 19 yards at Penn State. He also had a five-yard reception against South Dakota State. Reilly also saw action on special teams.

**2012 (REDSHIRT)**

Reilly redshirted in his first season in 2012.

**CAREER STATS**

Year	G/S	No.	Yds.	Y/R	Y/G	Long	TDs
2012							
2013	10/0	3	24	8.0	2.4	10 at Penn State	0
2014	7/1	6	85	14.2	12.1	35 at Iowa	0
2015	13/6	40	754	18.9	58.0	52 at Purdue	4
<b>Totals</b>	<b>30/7</b>	<b>49</b>	<b>863</b>	<b>17.6</b>	<b>28.8</b>	<b>52 at Purdue</b>	<b>4</b>

**Rushing**--11 att., 96 yards, long-20, all in 2015  
**Kickoff Returns**--2 att, 48 yards, long-30, all in 2015  
**Punt Returns**--1 att., 2 yards in 2013

**SINGLE-GAME HIGHS**

- » Receptions – 5, three times
- » Receiving Yards – 112 vs. Southern Miss
- » Touchdowns – 1, four times



**DYLAN UTTER**

**#66**

Senior | Offensive Line | 6-1 | 295 | Two Letters  
Papillion, Neb. | Papillion-LaVista HS

- » Academic All-Big Ten (2015)
- » Nebraska Scholar-Athlete Honor Roll (Fall 2014; Spring 2015)

**2016 OUTLOOK**

Senior Dylan Utter will be counted on as a veteran leader in a Husker offensive line that will feature several new faces in 2016. The 6-1, 295-pound Utter emerged as a dependable starter last fall, lining up as the starting left guard in every game.

Utter could man one of the guard spots again this fall, but has also seen time at center in the past, and has worked extensively at center this spring. Utter has a strong work ethic and is a tenacious competitor in the trenches. He originally joined the Husker program as a walk-on before earning a scholarship prior to the 2015 season.

**2015 (JUNIOR)**

Utter was one of three offensive linemen to start all 13 games, manning the left guard spot. He helped Nebraska rank among the Big Ten's top offenses in passing, scoring and total offense.

The offensive line also helped protect Nebraska passers very well. The Huskers allowed just 14 sacks in 13 games to rank ninth nationally in fewest sacks allowed. The unit closed the year with a dominant effort against UCLA in the bowl game, powering the way for a season-high 326 rushing yards.

**2014 (SOPHOMORE)**

Utter played in six games, with a start at center in the Holiday Bowl. He spent the majority of the year adding depth at guard and played in five of the first seven games. Utter's performance against USC helped Nebraska roll up 525 yards of total offense and 42 points. Utter also saw significant action against Illinois, when NU topped 400 rushing yards.

**2013 (REDSHIRT FRESHMAN)**

Utter added depth on the line in 2013, but did not play in a game.

**2012 (REDSHIRT)**

A walk-on, Utter redshirted in 2012.

**CAREER STATS**

- » Games Played – 19 (6 in 2014, 13 in 2015)
- » Games Started – 14 (1 in 2014, 13 in 2015)



# JORDAN WESTERKAMP

#1

Senior | Wide Receiver | 6-0 | 200 | Three Letters  
Lombard, Ill. | Montini Catholic HS

- » First-Team All-Big Ten (Phil Steele, 2015)
- » Second-Team All-Big Ten (Coaches, Media, Associated Press, 2015)
- » Team Captain (2015)
- » Biletnikoff Award Watch List (2015)
- » Nebraska Record for Season Receptions by a Receiver (65, 2015)
- » Nebraska Record for 100-Yard Receiving Games, Season (tied record, 4 in 2015)
- » Academic All-Big Ten (2013, 2014)
- » Big Ten All-Freshman Team (BTN, 2013)
- » Big Ten Freshman of the Week (vs. Northwestern, 2013)
- » Four-Time Nebraska Scholar-Athlete Honor Roll
- » ESPN College Football Play of the Year (Reception vs. Florida Atlantic, 2014)
- » Sports Science Newton Award for Outstanding Reaction (2015)
- » Brook Berringer Citizenship Team (2015)
- » Tom Osborne Citizenship Team (2015)

## WESTERKAMP'S NEBRASKA RECEIVING RANKINGS

- » Career Receptions, 6th (129 receptions)
- » Career Receiving Yardage, 4th (1,948 yards)
- » Career Touchdown Receptions, 9th (13 touchdowns)
- » Career 100-Yard Receiving Games, 3rd (7 100-yard games)
- » Season Receptions, 2nd (65 receptions, 2015)
- » Season Receiving Yards, 3rd (918 yards, 2015)
- » Season 100-Yard Receiving Games, Tie-1st (4 100-yard games, 2015)
- » Season Touchdown Receptions, 10th (7, 2015)
- » Consecutive Games with a Reception, 4th (26 games, active streak)

## 2016 OUTLOOK

Jordan Westerkamp enters his senior season set to leaving a lasting mark on the Nebraska football program. The Chicago native has been a fan favorite since his freshman season and has been a leader for the Huskers on and off the field. In 2016, Westerkamp will lead a receiving corps that returns its top five players and is poised to be among the best in the nation.

The 6-0, 200-pound Westerkamp has great hands which has allowed him to make the difficult catches look routine throughout his career. He is also a great route runner with excellent mastery of the Nebraska offense. Westerkamp has also earned the respect of his coaches and teammates and was one of six Husker captains for the 2015 campaign.

Westerkamp is coming off of one of the most productive receiving seasons in Nebraska history and is poised to make a run at the school's career receiving marks. Westerkamp caught 65 passes for 918 yards in 2015, good for the second and third-highest totals in school history, respectively, in those categories. Westerkamp's effort in 2015 earned him second-team All-Big Ten honors from both the league's coach and media panels, and he is strong candidate for first-team accolades this fall.

Westerkamp will enter his senior season in position to challenge the Nebraska career records for receptions and receiving yards. He stands 52 catches and 741 receiving yards from the top spot on both charts, records currently held by Westerkamp's former teammate Kenny Bell.

Westerkamp has grabbed headlines throughout his career, first with a game-winning Hail Mary touchdown catch against Northwestern in 2013. He has added several highlight-reel catches since, including a behind-the-back reception against Florida Atlantic in 2014 that earned Westerkamp ESPN's College Football Play of the Year. Off the field, Westerkamp is a two-time Academic All-Big Ten selection.

## 2015 (JUNIOR)

Westerkamp played in all 13 games and led the team with 65 receptions for 918 yards and seven touchdowns. Westerkamp's 918 receiving yards were just 24 shy of the NU season yardage record and his 65 catches were the most ever for a Nebraska wide receiver and second-most by any player in school history.

He recorded four 100-yard receiving games to tie a Nebraska season record and had seven games with at least five receptions, while catching at least one pass in every game. Westerkamp ranked sixth in the Big Ten in both receptions (5.0) and receiving yards per game (70.6) and earned second-team All-Big Ten honors.

Westerkamp caught a touchdown in each of the four non-conference games. He opened the season with seven catches for 107 yards and a 21-yard touchdown against BYU in the opener. A week later, he caught three passes, including a 22-yard touchdown against South Alabama.

Westerkamp helped trigger Nebraska's second-half rally at Miami with a 22-yard touchdown catch. He finished the day with five receptions for 95 yards, and also had a career-long 24-yard punt return. Westerkamp caught a career-high 11 passes for 118 yards and a touchdown against Southern Miss. The reception total tied for the third-most in Nebraska history. Westerkamp had four straight games with five or more catches in Big Ten play, beginning with six catches for 76 yards at Minnesota. He added five catches for 92 yards a week later against Northwestern.

Against Purdue and Michigan State, Westerkamp produced back-to-back nine-catch games and topped the century mark in both contests. He had 123 receiving yards and a touchdown at Purdue. In the upset victory over the Spartans, Westerkamp had 143 receiving yards, including a 38-yard first-quarter touchdown to give NU a 10-0 lead. He had 83 receiving yards in the fourth quarter against MSU, and triggered NU's game winning drive with back-to-back catches of 28 and 33 yards.

Westerkamp caught his seventh touchdown of the season at Rutgers and had two catches in each of the final two games of the season.

## 2014 (SOPHOMORE)

Westerkamp started nine games and was second on the team with 44 receptions for 747 yards and five touchdowns. His receiving yardage and receptions totals both ranked just outside of the top 10 on the Nebraska single-season charts. He made at least three catches seven times and had 100-yard receiving games against Florida Atlantic and Michigan State.

He opened the year with seven catches for 125 yards against FAU, including a 41-yard touchdown, setting then-career highs in both categories. Westerkamp and Kenny Bell became the first pair of wide receivers in school history to both top 100 receiving yards in the same game. Westerkamp had a team-high four catches for 61 yards in a win over McNeese State, including a 40-yard touchdown in the first quarter.

Westerkamp caught a career-long 70-yard touchdown on the game's third play at Fresno State. At Michigan State, Westerkamp had a career-high 158 receiving yards on a season-high nine catches, all in the second half. The nine catches are tied for the ninth-most in NU history, while the 158 yards were fifth-best in school history.

Westerkamp had a four-yard touchdown catch against Rutgers and added five receptions against Minnesota. He capped the year with three catches for 81 yards against USC in the Holiday Bowl, including a 65-yard touchdown in the third quarter.

## 2013 (REDSHIRT FRESHMAN)

Westerkamp played in all 13 games, with a start against Georgia and had 20 receptions for 283 yards and a touchdown, and was NU's top punt returner for much of the season. His lone touchdown catch will go down in Husker history, coming on a 49-yard Hail Mary pass to defeat Northwestern.

Westerkamp caught four passes for 30 yards in the season's first five games, before becoming a bigger part of the passing game. He had three receptions for 53 yards at Purdue and also added three catches at Minnesota. Westerkamp had a season-best day against Northwestern with four catches for 104 yards, capped by the touchdown from Ron Kellogg III. He had a season-high five catches for 62 yards at Penn State.

## 2012 (REDSHIRT)

Westerkamp redshirted in his first season in the program in 2012.

## CAREER STATS

Year	G/S	No.	Yds.	Y/R	Y/G	Long	TDs
2012							
Redshirt							
2013	13/1	20	283	14.1	23.6	49 vs. Northwestern	1
2014	13/9	44	747	17.0	57.5	70 at Fresno State	5
2015	13/4	65	918	14.1	70.6	38 vs. Michigan State	7
<b>Totals</b>	<b>39/14</b>	<b>129</b>	<b>1,948</b>	<b>15.1</b>	<b>49.9</b>	<b>70 at Fresno State</b>	<b>13</b>

Rushing: 1 carry, 7 yards, 0 TDs (all in 2013)

Punt Returns: 25 returns, 112 yards, 4.5 average, long-24 at Miami (2015)

2015--6 returns, 61 yards, 10.2 average, long-24 at Miami

2013--19 returns, 51 yards, 0 TDs, 2.7 average, long of 19 at Minnesota (2013)

## SINGLE-GAME HIGHS

- » Receptions – 11 vs. Southern Miss (2015)
- » Receiving Yards – 158 at Michigan State (2014)
- » Touchdowns – 1, 13 times

**RETURNING STARTERS-DEFENSE**



**JOSH BANDERAS #52**

Senior | Linebacker | 6-3 | 240 | Three Letters | Lincoln, Neb. | Southwest HS

- » Academic All-Big Ten (2014, 2015)
- » True Freshman All-America Team (247Sports, 2013)
- » Honorable-Mention Big Ten All-Freshman Team (BTN, 2013)
- » Four-Time Nebraska Scholar-Athlete Honor Roll
- » Brook Berringer Citizenship Team (2014)
- » Tom Osborne Citizenship Team (2014)

**2016 OUTLOOK**

Josh Banderas heads into his senior season with the Huskers in 2016, and will be counted on to be a leader on and off the field for the Blackshirt defense. The 6-3, 240-pound Banderas has been a prominent member of the Husker linebacking corps the past three seasons, starting 19 games.

The Lincoln native worked through a nagging injury in 2015 to start nine games at middle linebacker and rank among the team leaders in tackles for the second straight year. Banderas and fellow Nebraska native Chris Weber both have significant playing experience in the middle, making the spot a strength of the Husker defense.

Banderas has shown outstanding versatility during his career. Not only is he capable of playing multiple linebacker positions, but he also is adept at defending both the run and pass. Off the field, Banderas has been named to the Academic All-Big Ten team each of the past two seasons. Banderas is a second-generation Husker as his father, Tom, was a three-year letterwinner at tight end in the 1980s.

**2015 (JUNIOR)**

Banderas started nine games at middle linebacker, including each of the season's final seven games. He missed four of the first six games with a groin injury, but still ranked among Nebraska's top tacklers with 61 stops. Banderas tied for second on the team with seven tackles for loss, made at least six tackles in six games and had three double-figure tackle outings.

Banderas opened the year with six tackles and two tackles for loss against BYU, but was injured in the game causing him to miss four of the next five games. He returned to the starting lineup at Minnesota and made 10 tackles, including eight solo stops and a tackle for loss.

Banderas added at least nine tackles each of the next three games against Northwestern, Purdue and Michigan State, including 10-tackle efforts against the Wildcats and Spartans. He made six tackles, including two tackles for loss at Rutgers and had four tackles each against Iowa and UCLA.

**2014 (SOPHOMORE)**

Banderas played in 12 games with six starts, including five of the first six games and the Holiday Bowl against USC. He finished with 50 tackles, including 19 solo stops. He had at least four tackles in five games, highlighted by a career-high 14 tackles against USC. In addition to his play at linebacker, Banderas also saw action on coverage units, helping the Huskers feature one of the nation's top special teams units.

In addition to his 14-tackle effort vs. USC, Banderas made 10 tackles and a tackle for loss against McNeese State and had five tackles against Miami. He had four tackles and a tackle for loss at Fresno State.

**2013 (FRESHMAN)**


Banderas played in every game and made four starts as a true freshman. He started three non-conference games, and the regular-season finale with Iowa. Banderas made 28 tackles, including 12 solo stops, with two sacks and three tackles for loss. Banderas had a season-high 11 tackles, a sack and two tackles for loss against UCLA.

**CAREER STATS**

Year	G/S	UT	AT	TT	TFL	Sacks	C-R	BK	PBU	INT	QB Hry.
2013	13/4	12	16	28	3-9	2.0-8	0-0	0	1	0	1
2014	12/6	19	31	50	2-5	0.0-0	0-0	0	0	0	1
2015	9/9	34	27	61	7-10	0.0-0	0-0	0	2	0	1
<b>Totals</b>	<b>34/19</b>	<b>65</b>	<b>74</b>	<b>139</b>	<b>12-24</b>	<b>2.0-8</b>	<b>0-0</b>	<b>0</b>	<b>3</b>	<b>0</b>	<b>3</b>

**SINGLE-GAME HIGHS**

- » Tackles - 14, vs. USC (2014 Holiday Bowl)
- » Tackles for Loss - 2, vs. UCLA (2013), vs. BYU (2015), at Rutgers (2015)
- » Sacks - 1 (twice)



**NATE GERRY**

Senior | Safety | 6-2 | 210 | Three Letters | Sioux Falls, S.D. | Washington HS

- » Team Captain (2015)
- » Third-Team All-Big Ten (Media, 2015)
- » 2015 Lott Trophy Watch List
- » Second-Team All-Big Ten (Media, 2014)
- » Honorable-Mention All-Big Ten (Coaches, 2014 and 2015)
- » Big Ten Defensive Player of the Week (Iowa, 2014)
- » Nebraska Defensive co-MVP (2014)
- » Honorable-Mention Big Ten All-Freshman Team (BTN, 2013)

**2016 OUTLOOK**

Senior safety Nate Gerry has been a fixture on the Blackshirt defense for the past three seasons and enters 2016 ready to be a key leader on and off the field. The South Dakota native led Nebraska in tackles in 2015, and also topped the Husker defense in interceptions for the second straight season.

Gerry has been recognized as one of the Big Ten's top safeties the past two seasons, earning All-Big Ten honors for two straight seasons. The 6-2, 210-pound Gerry was also a team captain during his junior season.

Gerry will be the veteran leader of a secondary that will return three starters in 2016. He is a prototypical safety with an excellent blend of coverage skills and ability to support the run. Gerry has ranked in the top 10 in the Big Ten in interceptions the past two seasons, including leading the league in interceptions in conference games as a sophomore.

Gerry enters his senior season with nine career interceptions to rank just outside of the top 10 on the Nebraska career chart. He is five interceptions for the school record of 14. Gerry also has 199 career tackles which ranks 33rd in school history and fifth among NU defensive backs. He is 55 tackles from cracking the top 10 on the NU career tackle chart.

**2015 (JUNIOR)**

Gerry started every game at safety and led the Huskers with 79 tackles, including 49 solo stops. He led the team with four interceptions, returning the picks 90 yards. Gerry tied for the team lead with seven pass breakups. He had at least six tackles eight times during the season.

Gerry opened the year with six tackles and an interception against BYU. His third-quarter interception and 43-yard return set up a Nebraska touchdown. He added his second interception against South Alabama and had nine tackles, a tackle for loss and two breakups at Miami.

Gerry had at least six tackles in each of the first three Big Ten games and had his third interception of the year at Minnesota, sealing the Husker victory. Gerry had his only sack of the season against Northwestern before closing the regular season in strong fashion. Gerry had at least eight tackles in three straight games, including a season-high 14 against Michigan State. He added two breakups against both the Spartans and Rutgers, and recorded his fourth pick of the year at Rutgers.

**2014 (SOPHOMORE)**

Gerry started all 13 games and led the Huskers with five interceptions, all in Big Ten games. His interception total ranked second in the Big Ten and led the conference in league games only. Gerry was second for the Huskers with 88 tackles and had at least seven tackles five times, including three games with double-figure tackle totals. He added seven tackles for loss, caused two fumbles, had four pass breakups and recovered a fumble.

Gerry was named a second-team All-Big Ten defender by the conference's media panel, while receiving honorable-mention recognition from the coaches. He was chosen as NU's co-Defensive MVP as voted by his teammates.

Gerry had a takeaway in six of eight Big Ten games and also reached the end zone on an 85-yard blocked field return against Minnesota. He capped the regular season with a career-high 15 tackles and an interception at Iowa to earn Big Ten Defensive Player-of-the-Week honors.

Gerry opened the year with four tackles, a tackle for loss and forced fumble against FAU. He had a team-high 13 tackles, a pair of tackles for loss, and a breakup against McNeese State. Gerry had five tackles and his first career interception against Illinois, returning the pick 54 yards to set up a score.

Gerry an interception in three straight games against Northwestern, Rutgers and Purdue. He had nine tackles, including seven solo stops, at Wisconsin and also forced and recovered a fumble against the Badgers. Gerry had 11 tackles

against Minnesota in addition to his touchdown return. His fifth interception came at Iowa, ending a Hawkeye scoring threat in the first quarter. Ten of his 15 tackles were solo stops and he had a career-high three TFL.

**2013 (FRESHMAN)**

Gerry saw action in every game, making starts at linebacker against Southern Miss, UCLA and South Dakota State. Gerry had 32 tackles, including 18 solo stops. He added two tackles for loss and a quarterback hurry.

Gerry made five tackles in the season opener against Wyoming, then had a season-high seven tackles against UCLA, when he produced his first career tackle for loss. He had four tackles each against Purdue and Minnesota. Gerry led the Huskers with seven tackles on special teams.

**CAREER STATS**

Year	G/S	-----Tackles-----					Fum.			QB	
		UT	AT	TT	TFL	Sacks	C-R	BK	PBU	INT	Hry.
2013	13/3	18	14	32	2-3	0.0-0	0	0	0	0	1
2014	13/13	49	39	88	7-9	0.5-2	2-1	0	4	5	3
2015	13/13	49	30	79	3-12	1.0-9	1-0	0	7	4	0
<b>Totals</b>	<b>39/29</b>	<b>116</b>	<b>83</b>	<b>199</b>	<b>12-24</b>	<b>1.5-11</b>	<b>3-1</b>	<b>0</b>	<b>11</b>	<b>9</b>	<b>4</b>

**SINGLE-GAME HIGHS**

- » Tackles - 15 at Iowa (2014)
- » Solo Tackles - 4 at Purdue (2013)
- » Tackles for Loss - 3 at Iowa (2014)
- » Pass Breakups - 2, four times
- » Long Interception Return- 54 vs. Illinois (2014)



**CHRIS JONES**

#8

Junior | Cornerback | 6-0 | 185 | Two Letters | Jacksonville, Fla. | Sandalwood HS

- » Academic All-Big Ten (2015)
- » Nebraska Scholar-Athlete Honor Roll (Spring 2015; Fall 2015)

**2016 OUTLOOK**

Chris Jones emerged as a starter at cornerback during the second half of the 2015 season and will look to continue in a key role for the Blackshirts this fall. The 6-0, 185-pound Jones teams with fellow junior Joshua Kalu to give NU a pair of tested and talented cornerbacks to defend opposing receivers.

A Florida native, Jones has added more than 15 pounds of muscle to his 6-0 frame since arriving in Lincoln. He has both the size and strength needed to excel at the corner position in the Big Ten Conference. Jones also continued to contribute on special teams during his sophomore season in 2015. Off the field, Jones was an Academic All-Big Ten selection in 2015.

**2015 (SOPHOMORE)**

Jones played in all 13 games and started seven games at cornerback. He finished the season with 25 tackles, including 21 solo stops. Jones also added two interceptions, five breakups, two tackles for loss and a sack.

In non-conference play Jones had three tackles each against South Alabama, Miami and Southern Miss, and had a five-yard sack against the Golden Eagles. Jones added three-tackle games in Big Ten play against Wisconsin and Michigan State and had a pair of tackles in four other games. He registered his first career interception in the second quarter at Rutgers. His second pick of the season ended UCLA's final scoring threat in a 37-29 victory in the Foster Farms Bowl.

**2014 (FRESHMAN)**

Jones played in 12 games, primarily on special teams. He had seven tackles, including five solo stops, and had a fumble recovery on punt coverage against Iowa. Five of Jones' seven tackles were on special teams, including two at Northwestern. He had two solo tackles on defense at Fresno State.

**CAREER STATS**

Year	G/S	-----Tackles-----					Fum.			QB	
		UT	AT	TT	TFL	Sacks	C-R	BK	PBU	INT	Hry.
2014	12/0	5	2	7	0	0.0-0	0-1	0	0	0	0
2015	13/13	21	4	25	2-7	1.0-5	0-0	0	5	2	0
<b>Totals</b>	<b>25/7</b>	<b>26</b>	<b>6</b>	<b>32</b>	<b>2-7</b>	<b>1.0-5</b>	<b>0-1</b>	<b>0</b>	<b>5</b>	<b>2</b>	<b>0</b>

**SINGLE-GAME HIGHS**

- » Tackles - 3, five times
- » Interceptions - 1 at Rutgers, vs.UCLA (2015)
- » Pass Breakups- 1, five times
- » Tackles for Loss - 1, twice
- » Sacks - 1-5 vs. Southern Miss (2015)



**JOSHUA KALU**

Junior | Cornerback | 6-1 | 190 | Two Letters | Houston, Texas | Alief Taylor HS

- » Honorable-Mention All-Big Ten (Coaches, 2015)
- » Academic All-Big Ten (2015)
- » Nebraska Scholar-Athlete Honor Roll (Spring 2015)
- » Brook Berringer Citizenship Team (2015)
- » Tom Osborne Citizenship Team (2015)

**2016 OUTLOOK**

Junior Joshua Kalu emerged as a top cornerback in 2015 and will be counted on to help anchor the Husker secondary in 2016. The 6-1, 190-pound Kalu and fellow junior Chris Jones return to the corner spots after starting the second half of last year and both players have shown the ability to match up with top opposing receivers.

Kalu brings good size, speed and excellent athleticism to the cornerback spot. He is a versatile performer who earned playing time in a nickel role as a true freshman, and also worked some in that role in 2015. Nebraska coaches envision Kalu spending the majority of the time this fall in a traditional cornerback role.

Kalu earned honorable-mention All-Big Ten honors for his play in 2015. The Texas native was second on the team in tackles and interceptions and tied for the team lead in pass breakups. He has also contributed on special teams during his Husker career. Kalu was an Academic All-Big Ten selection in 2015.

**2015 (SOPHOMORE)**

Kalu started all 13 games as a sophomore, working both at cornerback and nickel back. He finished with 75 tackles, including a team-high 51 solo stops, and also had five tackles for loss and a sack. Kalu had at least six tackles in six games. His three interceptions ranked second on the team, while his seven pass breakups tied for the team lead.

Kalu opened the season with a career-high nine tackles, including eight solo stops, two tackles for loss and a pass breakup against BYU. He posted his first interception of the season at Miami, ending a Hurricane scoring threat. Against Southern Miss, Kalu recorded his first career sack.

Kalu had back-to-back strong performances against Wisconsin and Minnesota in October. Against the Badgers, Kalu tied his career high with nine tackles and had a career-high four breakups. A week later, he had seven tackles at Minnesota and helped clinch the victory with a 41-yard interception return for a touchdown in the waning moments.

Kalu had eight tackles in Nebraska's upset of Michigan State, then followed with four solo tackles, a tackle for loss and a breakup at Rutgers. He closed the regular season with six tackles and a tackle for loss against Iowa, and had eight tackles and his third interception of the season in the Foster Farms Bowl victory over UCLA.

**2014 (FRESHMAN)**

Kalu played in all 13 games, making starts against Fresno State and Illinois when NU opened with six defensive backs. Kalu made 27 tackles, including seven solo stops, and was among NU's leaders in special teams tackles with seven, including two against McNeese State.

Kalu made his first career interception against Miami in the fourth quarter, helping seal the Husker victory. Kalu forced a pair of fumbles, one each against Fresno State and Iowa. He also recovered a fumble at Iowa, setting up an NU touchdown drive. Kalu had six or more tackles three times, including a season-high seven against Illinois and six each at Fresno State and Iowa. Kalu saw significant action at Michigan State after starting corner Daniel Davie was sidelined by injury.

**CAREER STATS**

Year	G/S	-----Tackles-----					Fum.			QB	
		UT	AT	TT	TFL	Sacks	C-R	BK	PBU	INT	Hry.
2014	13/2	20	7	27	1-1	0.0-0	2-1	0	3	1	1
2015	13/13	51	24	75	5-27	1.0-8	0-0	1	7	3	1
<b>Totals</b>	<b>26/15</b>	<b>71</b>	<b>31</b>	<b>102</b>	<b>6-28</b>	<b>1.0-8</b>	<b>2-1</b>	<b>1</b>	<b>10</b>	<b>4</b>	<b>2</b>

**SINGLE-GAME HIGHS**

- » Tackles - 9 vs. BYU, vs. Wisconsin (2015)
- » Tackles for Loss - 2 vs. BYU (2015)
- » Pass Breakups - 4 vs. Wisconsin (2015)
- » Interceptions - 1, (four times)
- » Long Interception Return - 41 yards (TD) at Minnesota (2015)



# GREG MCMULLEN

## #90

Senior | Defensive Line | 6-5 | 300 |  
Three Letters | Akron, Ohio | Hoban HS

- » Academic All-Big Ten (2013)
- » Husker Pride Award (2015)
- » Five-Time Nebraska Scholar-Athlete Honor Roll
- » Brook Berringer Citizenship Team (2015)
- » Tom Osborne Citizenship Team (2015)

### 2016 OUTLOOK

Greg McMullen returns for his senior season in 2016 as the most veteran and game-tested Blackshirt. McMullen has played in 37 games in his NU career, while starting all 26 games thie past two seasons, and again figures to be a fixture as a starter on the defensive line.

The 6-5, 300-pound McMullen showed his versatility during the 2015 season. He continued to hold down a starting end position, but as injuries ravaged the line McMullen was forced to move inside and started at tackle for four games at midseason. His play helped Nebraska rank among the top 10 nationally in rush defense in 2015.

In 2016, McMullen could line up at either end or tackle depending on the emergence of young players on the defensive front. McMullen has shown the ability to be a pass rusher and run stopper from the end spot and held up well physically when asked to move inside last fall. He enters his senior season with nine career sacks and 20 career tackles for loss.

### 2015 (JUNIOR)

McMullen started all 13 games, lining up at defensive end in nine games, while starting four games at defensive tackle. He finished the season with 28 tackles, and made seven tackles for loss, while ranking second on the team with four sacks. He also added five quarterback hurries.

McMullen opened the year with a seven-yard sack against BYU. He had at least three tackles in each of the remaining non-conference games, including four tackles and fumble caused against Southern Miss.

McMullen moved inside for four games, beginning with the Wisconsin contest. He had four tackles against the Badgers and added a sack at Minnesota. McMullen had two tackles and a tackle for loss in a victory over Michigan State. He had his most productive game of 2015 at Rutgers, when he recorded career highs with two sacks (10 yards) and three tackles for loss (11 yards). He had two tackles and a tackle for loss in the Foster Farms Bowl win over UCLA.

### 2014 (SOPHOMORE)

McMullen started all 13 games and had 47 tackles, including 20 solo stops, while ranking third on the team with 4.0 sacks for 31 yards. He added nine tackles for loss, 10 quarterback hurries and broke up four passes. McMullen had at least four tackles six times, including a career-high nine stops against McNeese State.

In his first career start against FAU, McMullen had four tackles, and a four-yard sack while adding three quarterback hurries. A week later, McMullen had nine tackles, a sack and two tackles for loss against McNeese State. He added an eight-yard sack at Fresno State a week later.

McMullen had a tackle for loss, a breakup and a career-high three hurries against Illinois. In a home win over Purdue, McMullen had six tackles and a breakup, and he had six tackles, including a 12-yard sack against Minnesota. He split a sack in the Holiday Bowl against USC.

### 2013 (REDSHIRT FRESHMAN)

McMullen played in 11 games and totaled 16 tackles, including nine solo stops. He recorded four tackles for loss, including a 10-yard sack at Purdue. McMullen had a season-high four tackles against Southern Miss, including a pair of tackles for loss, and forced a fumble. He also recorded two tackles each against Wyoming, Michigan and Michigan State with a tackle for loss against the Spartans. McMullen had three quarterback hurries.

### 2012 (REDSHIRT)

McMullen redshirted in his first season at Nebraska.

### CAREER STATS

Year	G/S	Tackles					Fum.			INT	QB Hry.
		UT	AT	TT	TFL	Sacks	C-R	BK	PBU		
2012		Redshirt									
2013	11/0	9	7	16	4-15	1.0-10	1-0	0	0	0	3
2014	13/13	20	27	47	9-42	4.0-31	0-0	0	4	0	10
2015	13/13	13	15	28	7-27	4.0-20	1-0	0	0	0	5
<b>Totals</b>	<b>37/26</b>	<b>42</b>	<b>49</b>	<b>91</b>	<b>20-84</b>	<b>9.0-61</b>	<b>2-0</b>	<b>0</b>	<b>4</b>	<b>0</b>	<b>18</b>

### SINGLE-GAME HIGHS

- » Tackles – 9 vs. McNeese State (2014)
- » Tackles for Loss – 3, at Rutgers (2015)
- » Sacks – 2.0, at Rutgers (2015)



# MARCUS NEWBY

## #3

Junior | Linebacker | 6-1 | 235 | Two Letters |  
North Potomac, Md. | Quince Orchard HS

- » Nebraska Scholar-Athlete Honor Roll (Spring 2015)
- » Nebraska Record for Most PBU by a Linebacker (4 vs. Wisconsin, 2015)
- » Brook Berringer Citizenship Team (2015)
- » Tom Osborne Citizenship Team (2015)

### 2016 OUTLOOK

Junior Marcus Newby is a key part of a linebacking corps that heads into the 2016 season as a potential area of strength for Nebraska, just a year after the group was an unknown commodity. The 6-1, 235-pound Newby played a significant role in the Nebraska defense as a sophomore, starting six games at outside linebacker as the Huskers battled a series of injuries at the position.

Newby has shown the ability to be strong against the run, while also being effective in covering opposing backs and tight ends. Newby has an explosive first step and has also been utilized in pass rushing roles in specific defensive packages.

### 2015 (SOPHOMORE)

Newby played in 10 games with six starts at outside linebacker. He missed three games because of injury, including the Foster Farms Bowl. Newby totaled 34 tackles, including five tackles for loss and four pass breakups.

Newby had four tackles and a hurry against Southern Miss, and added a tackle for loss the following week at Illinois. He had four tackles and a tackle for loss against Wisconsin, while also tying an NU position record with four breakups. He had three consecutive games with at least five tackles, including six at Purdue, a season-high eight vs. Michigan State and five at Rutgers. He also had an eight-yard sack against the Scarlet Knights.

### 2014 (REDSHIRT FRESHMAN)

Newby played in nine games and had three tackles, including a nine-yard sack at Fresno State. He also had two hurries against Fresno State and made single tackles against Miami and Northwestern.

### 2013 (REDSHIRT)

Newby redshirted in his first season at Nebraska in 2013.

### CAREER STATS

Year	G/S	Tackles					Fum.			INT	QB Hry.
		UT	AT	TT	TFL	Sacks	C-R	BK	PBU		
2013		Redshirt									
2014	9/0	1	2	3	1-9	1.0-9	0-0	0	0	0	2
2015	10/6	17	17	34	5-13	1.0-8	0-0	0	4	0	2
<b>Totals</b>	<b>19/6</b>	<b>18</b>	<b>19</b>	<b>37</b>	<b>6-22</b>	<b>2.0-17</b>	<b>0-0</b>	<b>0</b>	<b>4</b>	<b>0</b>	<b>4</b>

### SINGLE-GAME HIGHS

- » Tackles - 8 vs. Michigan State (2015)
- » Tackles for Loss - 1, six times
- » Sacks - 1, twice



# DEDRICK YOUNG

#5

Sophomore | Linebacker | 6-1 | 220 | One Letter | Peoria, Ariz. | Centennial HS

- » Big Ten All-Freshman Team (BTN.com, ESPN.com)
- » Nebraska Newcomer of the Year Award (2015)
- » Nebraska Record for Most Tackles by a True Freshman (61, 2015)
- » Nebraska Scholar-Athlete Honor Roll (Spring 2015)

**2016 OUTLOOK**

Dedrick Young quickly established himself as a talent at linebacker as a true freshman in 2015. The 6-1, 220-pound Young earned a starting job at outside linebacker from the beginning of the season, and proceeded to set a Nebraska record for most tackles by a true freshman.

Young ranked among Nebraska' top five tacklers in 2015, and his play earned him Big Ten All-Freshman honors. Young became one of just five Husker true freshman to start a season opener since World War II, and he is one of just four true freshmen linebackers to start any game since 1993.

Young is one of five returning linebackers who saw extensive playing time last fall, making the position a strength for the 2016 Blackshirt defense. Young came to Nebraska from Centennial High School in Peoria, Ariz., and enrolled in January of 2015, giving him a headstart on his college career.

**2015 (FRESHMAN)**

Young emerged as a starter from the outset of his freshman campaign. He played in 12 games with 11 starts, while missing the South Alabama game with an injury. Young finished with 61 tackles, including 25 solo stops, and had five tackles for loss. His 61 tackles were the most ever by a Nebraska true freshman. He had seven games with five or more tackles.

Young opened the year with seven tackles and a breakup in his debut against BYU. He had a season-high 11 tackles and two tackles for loss in the Big Ten opener at Illinois. A week later, he had nine tackles and a pass breakup against Wisconsin. Young had six tackles in back-to-back games against Purdue and Michigan State, and had a tackle for loss against the Spartans.

Young had four tackles, including two tackles for loss, in a decisive victory at Rutgers. He closed the regular season with five tackles and two hurries against Iowa, and had three tackles in the Foster Farms Bowl.

**CAREER STATS**

Year	G/S	Tackles				Sacks	Fum.			PBU	INT	QB Hry.
		UT	AT	TT	TFL		C-R	BK				
2015	12/11	25	36	61	5-8	0.0-0	0-0	0	3	0	2	
<b>Totals</b>	<b>12/11</b>	<b>25</b>	<b>36</b>	<b>61</b>	<b>5-8</b>	<b>0.0-0</b>	<b>0-0</b>	<b>0</b>	<b>3</b>	<b>0</b>	<b>2</b>	

**SINGLE-GAME HIGHS**

- » Tackles - 11 at Illinois
- » Tackles for Loss - 2 at Illinois, at Rutgers

## RETURNING STARTERS-SPECIALISTS



# DREW BROWN

#34

Junior | Place-Kicker | 5-11 | 195 | Two Letters | Southlake, Texas | Southlake Carroll HS

- » Second-Team All-Big Ten (Media, Associated Press, 2015)
- » Honorable-Mention All-Big Ten (Coaches, 2015)
- » NCAA Record for Field Goals in a Half, Tied Record (5, 1st Half vs. Southern Miss)
- » Memorial Stadium Record for Most Field Goals, Tied Record (5 vs. Southern Miss)
- » Nebraska Sophomore Record for Season Field Goals (21 in 2015)
- » Nebraska Freshman Scoring Record (101 in 2015)
- » Nebraska Scholar-Athlete Honor Roll (Fall 2014)
- » Tom Osborne Citizenship Team (2015)
- » Brook Berringer Citizenship Team (2015)

**2016 OUTLOOK**

Drew Brown has handled Nebraska's kicking chores since setting foot on campus as a true freshman in 2014. After two seasons as Nebraska's starting place-kicker, Brown is on a school record-setting pace for field goals and scoring.

The 5-11, 195-pound Brown had an outstanding sophomore season, connecting on a Nebraska sophomore record 21 field goals, the second-most ever by a Husker. Brown also topped the century mark in scoring, marking the first time a Nebraska player has scored at least 100 points as both a freshman and sophomore. Brown was a second-team All-Big Ten choice for his efforts last season and is a candidate for bigger conference and national honors in 2016.

Brown will enter his junior season with a streak of 11 consecutive field goals made dating back to early in the Big Ten Conference season. In addition to his place-kicking, Brown has also handled the Huskers' kickoff duties the past two seasons. He and senior punter Sam Foltz combine to give Nebraska one of the top kicking specialist tandems in the country for 2016.

Brown has continued a family tradition of outstanding kicking at Nebraska. His older brother, Kris, ranks as the second-leading scorer in Nebraska history, and was a place-kicker for more than a decade in the National Football League.

**2015 (SOPHOMORE)**

Brown connected on 21-of-27 field goals and 44-of-46 extra-points as a sophomore. His 107 points ranked just outside of the Nebraska season top 10 in scoring. Brown's 21 field goals were the second-most in NU history, behind only 24 field goals by Alex Henery in 2009. Brown connected on multiple field goals seven times in 2015, and had an impressive total of 13 field goals of at least 40 yards. Brown also handled kickoff duties, booting 32 of 79 kickoffs for touchbacks.

Brown missed two field goals in the opener against BYU, but quickly rebounded by connecting on his next eight field goals in non-conference play. He had field goals of 42 and 25 yards against South Alabama and hit a then-career-long 49-yarder at Miami.

Brown had a record-setting day against Southern Miss. He made five first-half field goals, tying an NCAA record for most field goals in a half also held by former NU place-kicker Dale Klein. His five field goals included a career-long 50-yarder, and also tied a Memorial Stadium record for most field goals made and were crucial in a 36-28 victory.

Brown made a pair of field goals at Illinois. He missed two straight field goals against Wisconsin and at Minnesota. After his first-quarter miss at Minnesota, Brown connected on field goals of 45 and 41 yards against the Gophers and did not miss the rest of the year. He finished the year with a streak of 11 straight made field goals, with the first eight of those coming from 40 yards or more. Brown had two field goals each against Northwestern, Michigan State and Iowa during his season-ending streak.



**2014 (FRESHMAN)**

Brown connected on 14-of-21 field goals and was perfect on 59 PAT attempts. The 59 extra points were the third-most in school history without a miss. His 7.8 points per game ranked seventh in the Big Ten and fourth among kickers. Brown set a Nebraska freshman scoring record with 101 points, breaking the previous record held by his older brother. Brown had three games with two field goals. He also handled kickoff duties for part of the season, booting 14 touchbacks.

Brown made a 44-yard field goal in his NU debut against Florida Atlantic and made six PATs. He connected on 2-of-3 field goals at Fresno State and made a season-high seven PATs. He also made a pair of field goals (19 and 39 yards) against Miami and had three touchbacks.

Brown had a season-high seven touchbacks against Illinois and made a 29-yard field goal in the game. Brown made at least one field goal in each of the final four games. He connected on a 20-yarder at Iowa with eight seconds remaining to send the game to overtime. In the Holiday Bowl, he made field goals of 34 and 24 yards.

**CAREER STATS**

Year	G/S	PAT	FG	Pct.	TP	PPG	0-19	20-29	30-39	40-49	50+ Lg
2014	13/13	59/59	14/21	66.7	101	7.8	1-1	4-5	7-8	2-6	0-1 44
2015	13/13	44/46	21/27	77.8	107	8.2	0-0	6-7	2-3	12-14	1-3 50
<b>Totals</b>	<b>26/26</b>	<b>103/105</b>	<b>35/48</b>	<b>72.9</b>	<b>208</b>	<b>8.0</b>	<b>1-1</b>	<b>10-12</b>	<b>9-11</b>	<b>14-20</b>	<b>1-4 50</b>

**Kickoffs**--126 kickoffs, 46 touchbacks; 47 KO, 14 TB in 2014; 79 KO, 32 TB in 2015.

**SINGLE-GAME HIGHS**

- » Field Goals – 5, vs. Southern Miss (2015)
- » Long Field Goal – 50 yards vs. Southern Miss (2015)
- » PATs – 7 at Fresno State (2014)



**SAM FOLTZ**

**#27**

Senior | Punter | 6-2 | 205 | Three Letters | Greeley, Neb. | Grand Island HS

- » Eddelman-Fields Big Ten Punter of the Year (2015)
- » First-Team All-Big Ten (Coaches, Media, AP, Phil Steele, ESPN.com, 2015)
- » Ray Guy Award Watch List (2015)
- » Honorable-Mention All-Big Ten (Coaches, 2014)
- » Big Ten Special Teams Player of the Week (vs. McNeese State, 2014, at Illinois, 2015)
- » Big Ten All-Freshman Team (BTN, 2013)
- » Four-Time Nebraska Scholar-Athlete Honor Roll

**2016 OUTLOOK**

Senior Sam Foltz has continued Nebraska’s recent history of excellent punters, and he is poised to finish his career in strong fashion in 2016. The 6-2, 205-pound Foltz is coming off an outstanding junior year in which he earned first-team all-conference honors and was named the Eddelman-Fields Big Ten Punter of the Year.

Foltz is a candidate for bigger honors this season, including being one of the nation’s top candidates for the Ray Guy Award. He also teams with junior kicker Drew Brown to give Nebraska one of the country’s top kicking specialist tandems.

Foltz boasts a strong leg and has excellent athleticism, allowing him to be used in conventional and rugby-style punting formations. In 2015, his 44.2-yard punting average led the Big Ten Conference, and his 45.0-yard average in league games bettered all other conference punters by more than two yards. His effort helped Nebraska rank third in the Big Ten in net punting.

Foltz has handled the punting duty for each of the past three years and his career average of 42.6 yards per punt ranks fifth in NU history. In addition to his punting chores, Foltz has also served as the Huskers’ holder the past two seasons, helping Brown to back-to-back 100-point scoring seasons.

**2015 (JUNIOR)**

Foltz started 12 games, while missing the South Alabama game with an ankle injury. He led the Big Ten in punting and ranked 22nd nationally in punting with a 44.2-yard average on 56 punts. In conference games, Foltz was even better, averaging 45.0 yards per punt. Foltz finished the season with 16 punts of 50 yards or more, including a season-long 67-yard against BYU. Foltz also downed 15 punts inside the opponent’s 20-yard line.

Foltz averaged 46.0 yards per punt in the opener against BYU, but suffered an ankle injury that caused him to miss the following game and slowed him for several weeks. He was back at full strength for Big Ten play, averaging 46.9 yards per punt at Illinois with three punts inside the 20. His play earned him Big Ten Special Teams Player-of-the-Week selection.

Foltz averaged a season-high 50.7 yards on six punts against Northwestern, and averaged at least 43 yards per punt in six of eight Big Ten Conference games. He placed a season-high four punts inside the 20 in NU’s win at Rutgers.

**2014 (SOPHOMORE)**

Foltz averaged 42.2 yards per punt to rank fifth in the Big Ten. His punting helped Nebraska to a 37.3-yard net punting average and a starting field position advantage in 11 of 13 games. Foltz had 18 punts of at least 50 yards, and opponents returned just 16 punts for 143 yards.

Foltz was named Big Ten Special Teams Player of the Week after his performance against McNeese State. He averaged 51.2 yards per punt and trapped the Cowboys inside their 20-yard line four times. Against Northwestern, all five of Foltz’s punts pinned the Wildcats inside the own 20-yard line. Foltz stood out against Purdue, averaging 43.2 yards per punt, with three punts of more than 50 yards. He pinned the Boilermakers inside their own 20 three times, and inside the 10 twice.

Foltz ran 14 yards for a first down on a fake punt at Wisconsin and also had a career-long 70-yard punt in the fourth quarter. Foltz averaged 44.7 yards per punt in the Holiday Bowl, including an NU bowl-record 64-yard punt. He downed four punts inside the USC 20.

**2013 (REDSHIRT FRESHMAN)**

Foltz started all 13 games and averaged 41.6 yards per punt, with 16 punts of at least 50 yards. He downed 22 punts inside the opposition’s 20-yard line. Foltz’s punting also helped Nebraska’s punt coverage unit allow an average of just 8.1 yards on 15 punt returns. Foltz pinned Penn State inside its own 20 four times, while pinning three punts inside the 20 against both Purdue and Northwestern. Foltz had a season-long 64-yard punt at Michigan.

**2012 (REDSHIRT)**

Foltz redshirted in his first season in the program in 2012. He was also a receiver when he joined the program, but quickly focused on punting.

**CAREER STATS**

Year	G/S	No.	Yds.	Avg.	Long	TB	FC	I20	50+	Blk.
2012										
2013	13/13	71	2,954	41.6	64	7	16	22	16	0
2014	13/13	63	2,659	42.2	70	5	20	26	18	0
2015	12/12	56	2,477	44.2	67	5	9	15	16	0
<b>Totals</b>	<b>38/38</b>	<b>190</b>	<b>8,090</b>	<b>42.6</b>	<b>70</b>	<b>17</b>	<b>45</b>	<b>63</b>	<b>50</b>	<b>0</b>

**SINGLE-GAME HIGHS**

- » Punts - 9, at Illinois, vs. Wisconsin (2015)
- » Punting Average - 51.2 vs. McNeese State (2014)
- » Inside 20 - 5, at Northwestern (2014)



## RETURNING LETTERWINNERS- OFFENSE



### CHRISTIAN BAILEY

#33

Junior | Wide Receiver | 6-0 | 205 | Two Letters |  
San Clemente, Calif. | San Clemente HS

- » Scout Team Offensive MVP (2015)
- » Nebraska Scholar-Athlete Honor Roll (Fall 2013; Spring 2014)
- » Brook Berringer Citizenship Team (2015)
- » Tom Osborne Citizenship Team (2015)

#### 2016 OUTLOOK

Junior receiver Christian Bailey has made his mark on the Nebraska program in his first three seasons, and will look for an increased role on offense this season. The 6-0, 205-pound Bailey has played in 10 games over the past two years, adding depth in one of the Big Ten's best receiving corps.

Bailey has also contributed on special teams and been a dependable practice player. Last fall, his hard work earned Bailey recognition as the Huskers' Scout Team Offensive MVP. Bailey came to Nebraska as a walk-on from San Clemente High School in California.

#### 2015 (SOPHOMORE)

Bailey played in six games, including each of the final four regular-season games. Bailey saw time both as a reserve receiver and on special teams. He was also a valuable member of the scout team offense.

#### 2014 (REDSHIRT FRESHMAN)

Bailey played in four games as a reserve receiver and on special teams. He caught a 10-yard touchdown pass at Fresno State, his only catch of the year.

#### 2013 (REDSHIRT)

A walk-on, Bailey redshirted in his first season in the program.

#### CAREER STATS

- » Games Played - 10, 4 in 2014, 6 in 2015
- » Receptions - 1-10 in 2014 (10-yard TD reception at Fresno State)



### JERALD FOSTER

#67

Sophomore | Offensive Guard | 6-3 | 310 |  
One Letter | Lincoln, Neb. | Southeast HS

- » Nebraska Scholar-Athlete Honor Roll (Fall 2014, 2015; Spring 2015)
- » Brook Berringer Citizenship Team (2015)
- » Tom Osborne Citizenship Team (2015)

#### 2016 OUTLOOK

Jerald Foster is among a group of talented young offensive linemen in the Nebraska program who will be counted on for an expanded role in 2016. Foster has been a key reserve at offensive guard since joining the program and will contend at a position where Nebraska graduated two of its top three players from 2015.

The Lincoln native has ideal size and strength for the guard position at 6-3 and 310 pounds. Foster's older brother, Trey, will be a senior tight end for the Huskers in 2016.

#### 2015 (REDSHIRT FRESHMAN)

Foster played in all 13 games, primarily as a member of Nebraska's PAT and field goal units. He also saw limited action as a reserve at offensive guard.

#### 2014 (REDSHIRT)

Foster redshirted and worked on the scout team offensive line. He briefly moved to defensive tackle when injuries hit the position, but switched back to offense.

#### CAREER STATS

Games Played--13 in 2015



### TREY FOSTER

Senior | Tight End | 6-2 | 250 | Three Letters |  
Lincoln, Neb. | Southeast HS

- » Two-Time Nebraska Scholar-Athlete Honor Roll
- » Brook Berringer Citizenship Team (2013, 2015)
- » Nebraska Student-Athlete HERO Leadership Award (2013, 2015)
- » Tom Osborne Citizenship Team (2015)

#### 2016 OUTLOOK

Senior Trey Foster is one of three veteran tight ends with extensive playing experience who return to the Husker offense for the 2016 season. Foster joins fellow seniors Cethan Carter and Sam Cotton in making the position one of the most experienced units on the Nebraska roster.

The 6-2, 250-pound Foster has seen action each of the past three seasons, with the majority of his playing time in short-yardage situations. A Lincoln Southeast graduate, Foster walked on to the Husker program but was rewarded for his efforts with a scholarship prior to the 2015 season. Foster is joined on the NU roster by his younger brother, Jerald, a sophomore offensive guard.

#### 2015 (JUNIOR)

Foster played in 10 games at tight end, including each of the final eight games of the season. Foster suffered an ankle injury in fall camp that slowed him for much of the first half of the year and caused him to miss three games. Foster had one reception, a nine-yard touchdown grab in the opener against BYU. He was also a strong blocker at the line of scrimmage.

#### 2014 (SOPHOMORE)

Foster saw action in eight games, making his first career start against Northwestern. He had a six-yard reception against the Wildcats.

#### 2013 (REDSHIRT FRESHMAN)

Foster played in six games in 2013, primarily in short-yardage situations. He had one catch for nine yards at Purdue.

#### 2012 (REDSHIRT)

Foster redshirted in his first season in the program in 2012.

#### CAREER STATS

- » Games Played--24 (6 in 2013, 8 in 2014, 10 in 2015)
- » Games Started-1 in 2015
- » Receptions-3-24-1 TD (1-9 in 2013, 1-6 in 2014, 1-9-TD vs. BYU, 2015)



**RYKER  
FYFE**

**#17**

Senior | Quarterback | 6-3 | 215 | One Letter | Grand Island, Neb. | Grand Island HS

- » Nebraska Scholar-Athlete Honor Roll (Fall, 2012)
- » Brook Berringer Citizenship Team (2013)
- » Nebraska Student-Athlete HERO Leadership Award (2013)

**2016 OUTLOOK**

Senior quarterback Ryker Fyfe has served as the top backup at quarterback for each of the past two seasons. The Grand Island native will enter 2016 again hoping to compete for playing time at quarterback where Nebraska returns three-year starter Tommy Armstrong Jr.

Fyfe has been called on to spell Armstrong in several situations the past two seasons, including starting in Armstrong's place at Purdue in 2015. Fyfe responded by throwing for more than 400 yards in the game. Fyfe has shown the ability to manage the Husker offense both in the passing and running game. A former walk-on, Fyfe has been on scholarship for the past two seasons.

**2015 (JUNIOR)**

Fyfe served as the top backup to starter Tommy Armstrong Jr. Fyfe played in two games, including his first career start at Purdue when Armstrong was injured. Fyfe completed 29-of-48 passes for 407 yards and four touchdowns against the Boilermakers in a 55-45 loss. The 407 passing yards rank as the fifth-highest single-game total in NU history.

Fyfe also played against South Alabama, completing 5-of-7 passes for 33 yards and a touchdown.

**2014 (SOPHOMORE)**

Fyfe played in seven games, with most of his action late in games. He did see key snaps at Michigan State and Iowa when Armstrong was temporarily sidelined. Fyfe rushed for 47 yards on seven carries, while completing 4-of-10 passes for 40 yards and a touchdown.

Fyfe rushed four times for a season-high 29 yards against Florida Atlantic. Against Fresno State, he completed 2-of-3 passes for 22 yards, including a 10-yard touchdown pass to Christian Bailey. Fyfe was 1-of-2 passing at Michigan State and led NU to a touchdown.

**2013 (REDSHIRT FRESHMAN)**

Fyfe saw action in NU's win over South Dakota State, completing his only pass attempt for five yards and running for three yards.

**2012 (REDSHIRT)**

Fyfe redshirted in 2012 and worked on the NU scout team.

**CAREER STATS**

**Passing**

Year	G/GS	Comp-Att-Int	Pct.	Yds.	Y/G	LP	TD	Eff.R.
2012								
								Redshirt
2013	1/0	1-1-0	100.0	5	5.0	5	0	140.03
2014	7/0	4-10-0	40.0	40	5.7	12	1	106.60
2015	2/1	34-55-5	61.8	440	220	52	5	140.84
<b>Totals</b>	<b>10/1</b>	<b>39-66-5</b>	<b>59.1</b>	<b>485</b>	<b>48.5</b>	<b>52</b>	<b>6</b>	<b>135.67</b>

**SINGLE-GAME HIGHS**

- » Attempts – 48, at Purdue (2015)
- » Completions – 29, at Purdue (2015)
- » Yards – 407, at Purdue (2015)
- » Touchdowns – 4, at Purdue (2015)



**ZACH  
HANNON**

**#72**

Junior | Offensive Line | 6-5 | 315 | One Letter | Kansas City, Mo. | Rockhurst HS

- » Three-Time Nebraska Scholar-Athlete Honor Roll
- » Brook Berringer Citizenship Team (2015)
- » Tom Osborne Citizenship Team (2015)

**2016 OUTLOOK**

Junior Zach Hannon will enter the 2016 season looking to compete for playing time on an offensive line that lost four of its top six players to graduation. The 6-5, 315-pound Hannon has spent practice time at both guard and tackle during his NU career, positions where Nebraska has playing time available this fall.

Hannon contributed to the Huskers' special teams efforts on kicking teams in 2014, and could also be utilized in that role.

**2015 (SOPHOMORE)**

Hannon added depth on the offensive line, but did not play in a game.

**2014 (REDSHIRT FRESHMAN)**

Hannon played in all 13 games, working as a shield blocker on NU's punting unit. The blocking helped Sam Foltz rank fifth in the Big Ten in punting, while NU was also fourth in the league in net punting. Hannon also added depth on the line.

**2013 (REDSHIRT)**

Hannon redshirted in his first season in 2013.

**CAREER STATS**

- » Games Played: 13 in 2014



**HARRISON  
JORDAN**

**#38**

Junior | Fullback | 5-10 | 230 | Two Letters | Omaha, Neb. | Westside HS

- » Academic All-Big Ten (2014, 2015)
- » Five-Time Nebraska Scholar-Athlete Honor Roll
- » Brook Berringer Citizenship Team (2015)
- » Tom Osborne Citizenship Team (2015)

**2016 OUTLOOK**

Junior Harrison Jordan is among the leading contenders to move into the starting fullback role, a position vacated by the graduation of Andy Janovich, who played a key role in the NU offense in 2015. The 5-10, 230-pound Jordan has been Janovich's understudy the past two seasons and has also seen action on special teams.

Jordan originally joined the Husker program as a walk-on from Omaha Westside High School. He has been named to the Academic All-Big Ten team each of the past two years.

**2015 (SOPHOMORE)**

Jordan played in Nebraska games against South Alabama, Miami and Illinois. He was on Nebraska's travel roster for all road games.

**2014 (REDSHIRT FRESHMAN)**

Jordan played in five games on special teams and as a reserve at fullback, hitting the field against Florida Atlantic, Fresno State, Michigan State, Northwestern and USC.

**2013 (REDSHIRT)**

Jordan redshirted in his first season and worked on the scout team offense.

**CAREER STATS**

- » Games Played – 8; 5 in 2014, 3 in 2015



**DAVID  
KNEVEL** #77

Junior | Offensive Tackle | 6-9 | 315 | Two Letters |  
Brantford, Ont., Canada | Pauline S. Johnson Collegiate

- » Nebraska Scholar-Athlete Honor Roll (Fall 2014)
- » Brook Berringer Citizenship Team (2014, 2015)
- » Tom Osborne Citizenship Team (2014, 2015)

**2016 OUTLOOK**

Offensive tackle David Knevel enters the 2016 season as a player that will be counted on to take on a larger role. Knevel has provided depth on the line the past two years, serving as the top backup to two-year starter Alex Lewis at left tackle. Lewis is among four starting linemen who graduated, and with Nick Gates flipping to the left side, Knevel is expected to be the leading contender for the right tackle spot.

The 6-9, 315-pound Knevel is one of the tallest players in Husker football history. Knevel is the only player on the 2016 roster from outside the United States, hailing from Brantford, Ontario, Canada.

**2015 (SOPHOMORE)**

Knevel played in nine games as a reserve offensive tackle and on the Huskers' kicking units. Knevel missed four games late in the season because of injury, but returned for the final two games.

**2014 (REDSHIRT FRESHMAN)**

Knevel played in four games as a reserve offensive tackle, seeing action against Florida Atlantic, Fresno State, Northwestern and Rutgers.

**2013 (REDSHIRT)**

Knevel joined the Nebraska program in January after completing high school early, then sat out his first season as a redshirt.

**CAREER STATS**

- » Games Played – 13 (4 in 2014, 9 in 2015)



**LUKE  
MCNITT** #41

Junior | Tight End | 6-2 | 240 | One Letter |  
Kearney, Neb. | Kearney HS | Nebraska-Kearney

- » Academic All-Big Ten (2015)

**2016 OUTLOOK**

Junior Luke McNitt heads into the 2016 season hopeful of competing for an expanded role at tight end, one of Nebraska's most experienced position groups. McNitt provided depth behind Cethan Carter, Sam Cotton and Trey Foster in 2015, with all three of those players returning for their senior season this fall.

The 6-2, 240-pound McNitt also earned playing time on Nebraska's special teams units last fall. McNitt spent his freshman season at Nebraska-Kearney in 2013, before joining the Husker program as a walk-on transfer. McNitt was an Academic All-Big Ten honoree in 2015.

**2015 (SOPHOMORE)**

McNitt played in five games on special teams and as a reserve tight end. He had a six-yard catch against South Alabama and had two special teams tackles.

**2014 (REDSHIRT)**

McNitt sat out the season after transferring from Nebraska-Kearney, and he worked on the scout team offense.

**CAREER STATS**

- » Games Played--5 in 2015
- » Receptions--1-6 vs. South Alabama, 2015
- » Tackles--1 UT, 1 AT, 2 TT in 2015



**STANLEY  
MORGAN JR.** #8

Sophomore | Wide Receiver | 6-1 | 200 |  
One Letter | New Orleans, La. | St. Augustine HS

- » BTN.com All-Freshman Team (2015)
- » Nebraska Newcomer of the Year Award (2015)

**2016 OUTLOOK**

Sophomore Stanley Morgan Jr. is a key part of a Nebraska receiving corps that could rank among the nation's best in 2016. Morgan Jr. earned his way into the receiver rotation as a true freshman in 2015, and finished as NU's third-leading receiver, helping the Huskers rank among the Big Ten's top passing offenses.

The 6-1, 200-pound Morgan Jr. has the size, speed and competitiveness to develop into an outstanding player during his Nebraska career. In addition to his contributions at receiver, Morgan Jr. provided a spark to the Nebraska kickoff return game late in the year and is a frontrunner to see action in that spot this fall.

Morgan Jr. was recognized for his work in 2015. He was selected to the BTN.com All-Freshman Team and was chosen as one of two Husker freshmen to earn the teams Newcomer-of-the-Year award.

**2015 (FRESHMAN)**

Morgan had an outstanding freshman season, playing in all 13 games with starts against South Alabama, Southern Miss and Wisconsin. Morgan was third on the team with 25 receptions for 304 yards and he had three touchdown receptions. Morgan also emerged as NU's top kickoff return threat with 14 returns for 324 yards, an average of 23.1 yards per return.

Morgan caught at least two passes in each of the four non-conference games, highlighted by season highs of four receptions for 78 yards at Miami. His first career touchdown reception came against the Hurricanes, an eight-yard grab with 33 seconds remaining that sent the game to overtime. He also had three kickoff returns for 71 yards against Miami.

Morgan had three catches for 26 yards with a 20-yard touchdown catch at Purdue. He also had a Nebraska season-long 42-yard kickoff return in the game and totaled 81 yards on three returns. He had three receptions against both Michigan State and Iowa, and had 89 yards on three kickoff returns against the Spartans.

Morgan closed the year with two catches for 31 yards against UCLA in the Foster Farms Bowl. His 22-yard third-quarter touchdown catch gave Nebraska the lead for good in the game.

**CAREER STATS**

Year	G/S	No.	Yds.	Y/R	Y/G	Long	TDs
2015	13/3	25	304	12.2	22.8	33 at Miami	2
<b>Totals</b>	<b>13/3</b>	<b>25</b>	<b>304</b>	<b>11.9</b>	<b>22.8</b>	<b>33 at Miami</b>	<b>2</b>

**Kickoff Returns**--14 att., 324 yards, 23.1 ypr. long-42 at Purdue

**SINGLE-GAME HIGHS**

- » Receptions – 4, at Miami (2015)
- » Receiving Yards – 78 at Miami (2015)
- » Touchdowns – 1, three times



# GRAHAM NABY

## #29

Senior | Running Back | 6-1 | 210 |  
Two Letters | Omaha, Neb. | Elkhorn HS

- » Four-Time Nebraska Scholar-Athlete Honor Roll
- » Brook Berringer Citizenship Team (2014, 2015)
- » Tom Osborne Citizenship Team (2014, 2015)
- » Nebraska Student-Athlete HERO Leadership Award (2014)

### 2016 OUTLOOK

Graham Naby has been one of Nebraska's primary special teams players the past two years, serving on several coverage units. Naby has also provided depth at I-back the past three seasons, seeing limited action in the backfield. He could again fill that role as a senior this fall, or possibly get a look at fullback.

Naby originally joined the Husker program as a walk-on from Elkhorn High School. In addition to his work on the field, Naby has been a leader in the community while at Nebraska. He is a two-time member of the Brook Berringer and Tom Osborne Citizenship Teams and a recipient of a HERO Leadership Award in 2014.

### 2015 (JUNIOR)

Naby played in 12 games, missing only the contest at Illinois. He saw limited action in the backfield, but did not have a carry. Naby made three tackles on special teams, with one tackle each against BYU, Miami and Southern Miss.

### 2014 (SOPHOMORE)

Naby played in 11 games, and had two carries for seven yards, with one carry each against Florida Atlantic and Fresno State. Naby was a regular on kickoff coverage and made five tackles to rank among the tackle leaders on special teams. He had a season-high two stops at Michigan State.

### 2013 (REDSHIRT FRESHMAN)

Naby played in two games in 2013 as a reserve I-back. He had five carries for 24 yards, including three rushes for 14 yards against South Dakota State.

### 2012 (REDSHIRT)

Naby redshirted in his first season in 2012.

### CAREER STATS

- » Games Played – 25 (2 in 2013; 11 in 2014; 12 in 2015)
- » Rushing – 7 carries, 31 yards (5-24 in 2013; 2-7 in 2014)
- » Tackles – 4 UT, 4 AT, 8 TT; (2 UT, 3 AT, 5 TT 2014; 2 UT, AT, 3 TT in 2015)



# JORDAN NELSON

## #39

Senior | I-Back | 5-8 | 180 | Two Letters |  
Omaha, Neb. | Burke HS

### 2016 OUTLOOK

Jordan Nelson enters his senior season in 2016 looking to continue to build on his role on special teams, while providing depth in the Nebraska backfield. The 5-8, 180-pound Nelson was on Nebraska's top kickoff return unit last fall and has also seen action on the Huskers' kick coverage units.

A walk-on from Omaha Burke High School, Nelson has also shown the versatility to play both running back and receiver in his Nebraska career. Nelson has settled at I-back the past two seasons where he has provided depth in the Nebraska backfield.

### 2015 (JUNIOR)

Nelson played in all 13 games and was one of Nebraska's top kickoff returners. Nelson had four kickoff returns for 69 yards, with a pair of 22-yard returns at Illinois. Nelson added depth at I-back, but did not have a carry.

### 2014 (SOPHOMORE)

Nelson played in 12 games, seeing work at I-back as well as on the kickoff coverage unit. He rushed 13 times for 74 yards, an average of 5.7 yards per carry. He had five carries for 32 yards against Florida Atlantic, helping NU rush for 498 yards. Nelson had five carries for 35 yards against Illinois, and had one carry for four yards against Purdue. He ranked among the team leaders in coverage tackles, with seven stops on kickoffs, including three solo tackles.

### 2013 (REDSHIRT FRESHMAN)

Nelson added depth at receiver in 2013, but did not play in a game.

### 2012 (REDSHIRT)

Nelson redshirted in 2012.

### CAREER STATS

- » Games Played– 25 (12 in 2014, 13 in 2015)
- » Rushing– 13 carries, 74 yards (all in 2014)
- » Tackles– 3 UT, 4 AT, 7 TT (all in 2014)
- » Kickoff Returns– 4 returns, 69 yards, 17.2 average, long-22, (all in 2015)



# DEVINE OZIGBO

## #22

Sophomore | I-Back | 5-11 | 230 | One Letter |  
Sachse, Texas | Sachse HS

### 2016 OUTLOOK

Devine Ozigbo earned his way into the rotation in the backfield as a true freshman in 2015, closing the year with a strong performance in the Huskers' Foster Farms Bowl win. The 5-11, 230-pound Ozigbo showed the ability to run both with power and elusiveness in his first season with the Huskers, while also being an effective receiver out of the backfield.

Ozigbo joins senior Terrell Newby as the top returnees at I-back for the Huskers in 2016, as Nebraska' looks to build on its strong offensive performance late in the season.

### 2015 (FRESHMAN)

Ozigbo made an impact in the backfield as a true freshman. He played in 11 games as one of four backs with more than 200 rushing yards. Ozigbo finished with 38 carries for 209 yards and a touchdown. He also caught five passes for 62 yards.

Ozigbo had a breakout game against Illinois in the Big Ten opener, rushing seven times for 70 yards, including a 19-yard touchdown. He also caught a pass in the game. He had three catches for 42 yards at Purdue.

He ran for 33 yards at Rutgers then closed the year with a strong showing in the bowl game. In a win over UCLA, Ozigbo rushed 20 times for 80 yards to help power Nebraska to 326 rushing yards. He had 54 of his rushing yards in the second half. Ozigbo also had a 15-yard reception against the Bruins.


### CAREER STATS

Year	G/S	Att.	Gain	Loss	Net	Y/A	Y/G	Long	TDs
2015	11/0	38	212	3	209	5.5	19.0	31 at Illinois	1
<b>Totals</b>	<b>11/0</b>	<b>38</b>	<b>212</b>	<b>3</b>	<b>209</b>	<b>5.5</b>	<b>19.0</b>	<b>31 at Illinois</b>	<b>1</b>

**2015 Receiving:** 5 receptions, 62 yards, 11.8 avg., 0 TDs, Long of 30

### SINGLE-GAME HIGHS

- » Rushes – 20, vs. UCLA (2015)
- » Rushing Yards – 80, vs. UCLA (2015)
- » Rushing Touchdowns – 1, at Illinois (2015)

**DE'MORNAY  
PIERSON-EL**

#15

**Junior | Wide Receiver | 5-9 | 185 | Two Letters  
Alexandria, Va. | West Potomac HS**

- » Second-Team All-American (USA Today, SI, FWA, 2014)
- » Third-Team All-American (Athlon, 2014)
- » Freshman All-American (Scout, 247 Sports, USA Today, 2014)
- » 2014 Jet Award Punt Returner of the Year
- » Two-Time Big Ten Special Teams Player of the Week (Fresno State, Iowa, 2014)
- » NU Freshman Record Holder - Long Punt Return, Punt Returns Yards & TDs
- » Nebraska Bowl Record for Receptions (8 vs. USC, 2014 Holiday Bowl)
- » Nebraska Special Teams MVP (2014)
- » Nebraska Scholar-Athlete Honor Roll (Fall, 2014)
- » Paul Hornung Award Watch List (2015)
- » Nebraska Student-Athlete HERO Leadership Award (2015)
- » Brook Berringer Citizenship Team (2015)
- » Tom Osborne Citizenship Team (2015)

**2016 OUTLOOK**

De'Mornay Pierson-El was expected to be a game-breaking performer for Nebraska in 2015, both in the punt return game and at receiver. However, a pair of serious injuries limited him to just five games as a sophomore, taking an explosive weapon out of the Husker attack.

The 5-9, 185-pound Pierson-El burst onto the scene as a true freshman in 2014, and was the nation's top punt returner. Pierson-El was named a second-team All-America selection and a freshman All-American by several organizations. He was a second-team Football Writers Association of America selection, becoming the first Husker freshman to make the FWA All-America team. Pierson-El also excelled in the passing game late in his freshman season and is an excellent fit in Coach Mike Riley's versatile offense.

Pierson-El missed the first four games of 2015 with a foot injury, before suffering a season-ending knee injury in late October. He is hopeful of returning to full strength by fall camp, and will give Nebraska five returning receivers with extensive game experience.

**2015 (SOPHOMORE)**

Pierson-El suffered through a pair of injuries that limited him to five games. He missed the first five games with a foot injury before returning at Illinois. He then suffered a season-ending knee injury at Purdue on Oct. 31.

Pierson-El caught 12 passes for 111 yards and a touchdown, and had four punt returns for 48 yards. He had two receptions for 31 yards against Wisconsin, and 31 yards on three receptions at Minnesota, including a 14-yard touchdown reception. He had a season-high five catches for 31 yards against Northwestern and had one catch at Purdue before his injury.

In the return game, Pierson-El had two returns for 49 yards at Minnesota, highlighted by a 42-yard first-quarter return.

**2014 (FRESHMAN)**

Pierson-El played in all 13 games, taking over the punt return chores in game two and making six starts at receiver in the second half of the season. He ranked second nationally in punt return average at 17.5 yards per return. His 596 total punt return yards topped the nation by nearly 200 yards and ranked third on the Nebraska season charts. Pierson-El tied for the national lead with three punt returns for touchdowns - one shy of the NU record. He also had two of the eight longest punt returns in the nation in 2014 (86 and 80 yards).

On offense, he caught 23 passes for 321 yards and four touchdowns and had 17 of his 23 receptions in the final four games, including a Nebraska bowl-record eight catches for 102 yards and a touchdown against USC. He added 10 kickoff returns for 147 yards on the season.

Pierson-El found the end zone in his Nebraska debut catching an eight-yard touchdown pass against Florida Atlantic. He first showed his punt return explosiveness against McNeese State with five returns for 52 yards, including a 25-yarder.

Pierson-El earned Big Ten Special Teams Player-of-the-Week honors at Fresno State when he had five punt returns for 150 yards. He had an 86-yard touchdown return in the second quarter, the third-longest in the nation in 2014, the seventh-longest in NU history and the longest ever for a Husker freshman. He added a 51-yard return later in the quarter.

Pierson-El's second punt return for a touchdown came at Michigan State on a 62-yard fourth-quarter return. Pierson-El had a big night at Northwestern, making three catches for 66 yards, including a season-long 46-yard reception. Pierson-El also threw a 16-yard touchdown pass to Tommy Armstrong Jr. to become the first Husker since Bobby Newcombe in 2000 to score touchdowns on a punt return, reception and also throw for a touchdown.

Pierson-El made his first start at receiver against Rutgers, and a week later opened the scoring against Purdue with a 17-yard touchdown. He also had a 42-yard punt return in the first quarter against the Boilermakers. Pierson-El caught four passes for a then-career-high 87 yards against Minnesota, including his third receiving touchdown.

Pierson-El helped key Nebraska's comeback from 17 points down at Iowa. He had three punt returns for 134 yards, including an 80-yard touchdown. In the fourth quarter alone, he had two returns for 121 yards, the first setting up a Nebraska touchdown and the 80-yard return giving NU its first lead of the day. He also had four carries for 10 yards in the game.

Pierson-El capped the year with eight catches for 102 yards against USC, including a nine-yard touchdown catch. The eight receptions were a Nebraska bowl game record.

**CAREER STATS****Receiving**

Year	G/S	No.	Yds.	Y/R	Y/G	Long	TDs
2014	13/6	23	321	14.0	24.7	46 at Northwestern	4
2015	5/1	12	111	9.3	22.2	19 vs. Wisconsin	1
<b>Totals</b>	<b>18/7</b>	<b>35</b>	<b>432</b>	<b>12.3</b>	<b>24.0</b>	<b>46 at Northwestern</b>	<b>5</b>

**Punt Returns**

Year	G/S	No.	Yds.	Y/R	Y/G	Long	TDs
2014	13/6	34	596	17.5	45.8	86 at Fresno State	3
2015	5/1	4	48	12.0	9.6	42 at Minnesota	0
<b>Totals</b>	<b>18/7</b>	<b>38</b>	<b>644</b>	<b>16.9</b>	<b>35.8</b>	<b>86 at Fresno State</b>	<b>3</b>

**SINGLE-GAME HIGHS**

- » Receptions - 8, vs. USC (2014 Holiday Bowl)
- » Receiving Yards - 102, vs. USC (2014 Holiday Bowl)
- » Touchdowns - 1, eight times (5 receiving, 3 punt returns)
- » Rushing Yards - 10, vs. Iowa (2014)
- » Kickoff Return Yards - 36, vs. McNeese State (2014)
- » Punt Return Yards - 150, at Fresno State (2014)
- » All-Purpose Yards - 150, twice

**ADAM  
TAYLOR**

#28

**Junior | I-Back | 6-2 | 210 | One Letter  
Katy, Texas | Katy HS**

- » 2013 Nebraska Scout Team Offensive MVP

**2016 OUTLOOK**

Junior Adam Taylor heads into the 2016 season hoping to contend for playing time in the Nebraska backfield. The 6-2, 210-pound Taylor added depth at I-back last fall, while earning a role as one of Nebraska's top performers on special teams. Taylor is a physical runner who has the ability to make plays both inside and outside in the running game. Taylor has fully recovered from a leg injury that sidelined him for the 2014 campaign.

**2015 (SOPHOMORE)**

Taylor played in every game on special teams and added depth at I-back. Taylor had five tackles on kick coverage, including three solo stops. He did not have any rushing attempts.

**2014 (REDSHIRT FRESHMAN)**

Taylor suffered a leg injury during fall camp and missed the 2014 season. He resumed running drills late in the fall.

**2013 (REDSHIRT)**

Taylor redshirted in his first season and earned Offensive Scout Team MVP honors.

**CAREER STATS**

- » Games Played--13 in 2015
- » Tackles--3 UT, 2 AT, 5 TT in 2015



# PAUL THURSTON #55

Senior | Offensive Line | 6-5 | 300 | Two Letters | Arvada, Colo. | Arvada West HS

» Nebraska Scholar-Athlete Honor Roll (Fall 2012, 2015)

### 2016 OUTLOOK

Paul Thurston has worked as a reserve center for the Huskers the past two seasons, but is ready to step into a more prominent role in 2016. The 6-5, 300-pound Thurston is a leading contender to take over the starting center role on an offensive line that graduated four of its top six players. As a fifth-year senior, the Colorado native could also be counted on for leadership in a line that will likely feature several underclassmen in 2016.

Thurston closed his junior year with a strong performance in the Foster Farms Bowl, when he was called into action at center after an injury to starter Ryne Reeves.

### 2015 (JUNIOR)

Thurston played in all 13 games, seeing action on special teams and as the Huskers' No. 2 center. Thurston saw his largest workload at center in the Foster Farms Bowl after Ryne Reeves left with a leg injury. Thurston's play helped Nebraska roll up 326 rushing yards in a 37-29 win. He played in every game on special teams, serving on the Huskers' kicking unit and punt team.

### 2014 (SOPHOMORE)

Thurston played in 10 games, mostly in a reserve role, but played extensively at Iowa with the top two centers injured. Thurston's play helped NU rally from a 24-7 deficit to win, matching the largest road comeback in school history. He also saw snaps at center in the Holiday Bowl. In addition to his work at center, Thurston served as a shield blocker on NU's punt unit, helping the Huskers rank among the Big Ten's best in net punting.

### 2013 (REDSHIRT FRESHMAN)

Thurston added depth on the line in 2013, but did not play in a game.

### 2012 (REDSHIRT)

Thurston redshirted in 2012.

### CAREER STATS

» Games Played --23 (10 in 2014, 13 in 2015)



# MIKALE WILBON #21

Sophomore | I-Back | 5-9 | 195 | One Letter | Arvada, Colo. | Arvada West HS

» 2014 Nebraska Offensive Scout Team MVP

### 2016 OUTLOOK

Sophomore Mikale Wilbon is among a talented group of running backs who will battle for playing time for an explosive Nebraska offense in 2016. The 5-9, 195-pound Wilbon added depth at I-back as a redshirt freshmen and played in four games before being sidelined by an injury late in the season.

Wilbon is a shifty runner who has great versatility with the ability to make plays both as a runner and receiver out of the backfield.

### 2015 (REDSHIRT FRESHMAN)

Wilbon played in four games, seeing action as a reserve I-back in the first three games and at Purdue. Wilbon had nine carries for 35 yards and caught two passes for 28 yards. He had six carries for 14 yards and 28 receiving yards against BYU, and added a season-high 21 rushing yards on three carries against South Alabama.

### 2014 (REDSHIRT)

Wilbon redshirted in his first season with the Huskers and earned Scout Team Offensive MVP honors for his work in practice.

### CAREER STATS

» Games Played--4 in 2015  
 » Rushing--9 rushes, 35 yards, long 19 vs. South Alabama  
 » Receiving--2 receptions, 28 yards, long 14 (twice) vs. BYU

## RETURNING LETTERWINNERS- DEFENSE



# FREEDOM AKINMOLADUN #91

Sophomore | Defensive End | 6-4 | 255 | One Letter | Grandview, Mo. | Grandview HS

- » Academic All-Big Ten (2015)
- » Big Ten All-Freshman Team (BTN.com, ESPN.com)
- » Nebraska Scholar-Athlete Honor Roll (Fall 2014; Spring 2015)
- » Nebraska Student-Athlete HERO Leadership Award (2015)
- » Brook Berringer Citizenship Team (2015)
- » Tom Osborne Citizenship Team (2015)

### 2016 OUTLOOK

Freedom Akinmoladun heads into his sophomore season being counted on to continue to be an impact player on the Nebraska defensive front. The 6-4, 255-pound Akinmoladun had an outstanding start to the 2015 season before a knee injury slowed him for the second half of the season.

Akinmoladun has a quick first step in pass rush and showed the ability to be Nebraska's top edge rusher last fall, leading the Huskers in sacks. He is one of three players with starting experience returning at defensive tackle. Akinmoladun began his Husker career at tight end before switching to defense late in the 2014 season.

Off the field, Akinmoladun was an Academic All-Big Ten selection in 2015.

### 2015 (REDSHIRT FRESHMAN)

Akinmoladun played in 11 games and made four starts at the defensive end position. He was one of four ends in the regular rotation and finished the year with 21 tackles. He had a team-high 4.5 sacks, tied for second on the team with seven tackles for loss and had four quarterback hurries.

Akinmoladun opened the year with a sack against BYU, then added two tackles for loss a week later against South Alabama. He had a season-high six tackles at Miami, including five solo stops, and registered a 12-yard sack against the Hurricanes. He closed non-conference play with four tackles, including two sacks for 17 yards in a win over Southern Miss. His sack on the game's final play secured the Husker victory.

Akinmoladun opened Big Ten play with two tackles and a half-sack at Illinois, before missing the next two games with a knee injury. He added two tackles each against Northwestern and Purdue.

### 2014 (REDSHIRT)


Akinmoladun redshirted in his first season at Nebraska in 2014, and spent the majority of his time working at tight end.

### CAREER STATS

Year	G/S	Tackles					Sacks	Fum.			INT	QB Hry.
		UT	AT	TT	TFL	C-R		BK	PBU			
2014		Redshirt										
2015	11/4	11	10	21	7-45	4.5-36	0-0	0	0	0	0	4
<b>Totals</b>	<b>11/4</b>	<b>11</b>	<b>10</b>	<b>21</b>	<b>7-45</b>	<b>4.5-36</b>	<b>0-0</b>	<b>0</b>	<b>0</b>	<b>0</b>	<b>0</b>	<b>4</b>

### SINGLE-GAME HIGHS

- » Tackles - 6 at Miami
- » Tackles for Loss - 2, vs. South Alabama, Southern Miss
- » Sacks - 2 vs. Southern Miss



**ROSS  
DZURIS** #88

Senior | Defensive End | 6-3 | 255 | One Letter | Plattsmouth, Neb. | Plattsmouth HS

- » Nebraska Most Improved Player (2015)
- » Nebraska Scholar-Athlete Honor Roll (Fall 2012, 2014)

**2016 OUTLOOK**

Ross Dzuris was arguably the biggest breakthrough player for the Nebraska defense in 2015. Dzuris did not play in a game in his first three seasons in the Husker program, but he became a regular at defensive end for the Blackshirts in 2015, and led the team in tackles for loss.

Dzuris' emergence was critical for a defensive line that was crippled by injuries throughout the season. He returns for his senior season as one of three defensive ends with extensive experience, joining fellow senior Greg McMullen and sophomore Freedom Akinmoladun. The 6-3, 255-pound Dzuris originally joined the program as a walk-on from Plattsmouth High School, but earned a scholarship prior to his junior season.

**2015 (JUNIOR)**

Dzuris was one of four defensive ends to see extensive action, as he played in every game with four starts during Big Ten Conference play. Dzuris led the Huskers with nine tackles for loss, including 2.5 sacks and finished with 24 overall tackles, including 14 solo stops. He had at least one tackle for loss in eight games, and also added five quarterback pressures.

Dzuris had two tackles, including a tackle for loss against Southern Miss. In his first career start against Wisconsin, Dzuris had four tackles. He added four tackles and two tackles for loss against Northwestern, including a shared sack with Jack Gangwish that resulted in a first-quarter safety. Dzuris had a season-high five tackles, including a sack and four solo tackles at Purdue. He added his second solo sack of the season at Rutgers and totaled three tackles against the Scarlet Knights.

**2014 (SOPHOMORE)**

Dzuris added depth at defensive end, but did not play in a game.

**2013 (REDSHIRT FRESHMAN)**

Dzuris was a reserve defensive end, but did not appear in a game.

**2012 (REDSHIRT)**

Dzuris walked on and redshirted in his first season in the program.

**CAREER STATS**

Year	G/S	Tackles				Sacks	Fum.			INT	QB Hry.
		UT	AT	TT	TFL		C-R	BK	PBU		
2012		Redshirt									
2013		Did Not Play									
2014		Did Not Play									
2015	13/4	14	10	24	9-19	2.5-10	0-0	0	0	0	5
<b>Totals</b>	<b>13/4</b>	<b>14</b>	<b>10</b>	<b>24</b>	<b>9-19</b>	<b>2.5-10</b>	<b>0-0</b>	<b>0</b>	<b>0</b>	<b>0</b>	<b>5</b>

**SINGLE-GAME HIGHS**

- » Tackles - 5, at Purdue (2015)
- » Tackles for Loss - 2, vs. Northwestern (2015)
- » Sacks - 1.0, vs. Purdue, at Rutgers (2015)



**TYRIN  
FERGUSON** #43

Sophomore | Linebacker | 6-2 | 225 | One Letter | New Orleans, La. | Edna Karr HS

**2016 OUTLOOK**

Sophomore Tyrin Ferguson was one of several freshmen defenders who flashed outstanding potential in their first season at Nebraska. The Louisiana native earned his way on the field as a reserve linebacker and a strong special teams performer in 2015.

The 6-2, 225-pound Ferguson is poised to contend for a more extensive role for the Huskers in 2016 in a deep and talented linebacking corps. The Huskers return five players who saw extensive action at linebacker last season.

**2015 (FRESHMAN)**

Ferguson played in 10 games as a true freshman, primarily as one of the Huskers' core special teams performers. He tallied five tackles, including three solo stops, with four of the tackles on kickoff coverage. Ferguson saw some time as a reserve linebacker with a tackle on defense at Minnesota.

**CAREER STATS**

- » Games Played--10 in 2015
- » Tackles--3 UT, 2 AT, 5 TT in 2015



**LUKE  
GIFFORD** #12

Sophomore | Linebacker | 6-3 | 230 | One Letter | Lincoln, Neb. | Southeast HS

- » Nebraska Scholar-Athlete Honor Roll (Fall 2014; Spring 2015)
- » Brook Berringer Citizenship Team (2015)
- » Tom Osborne Citizenship Team (2015)

**2016 OUTLOOK**

Sophomore Luke Gifford is part of a Husker linebacking corps that returns intact for the 2016 season. The Lincoln native got his first taste of game action in 2015, seeing extensive playing time in the first half of the season before being sidelined by an injury.

Gifford has continued to gain strength in the Huskers' weight room throughout his time in the program, adding more than 25 pounds of muscle. The 6-3, 230-pound Gifford began his career as a safety, but made the move to linebacker last spring and gives the Huskers a versatile outside linebacker who is capable of defending both the run and pass.

**2015 (REDSHIRT FRESHMAN)**

Gifford earned playing time in a young group of linebackers, before being sidelined for the second half of the year by a hip injury. Gifford played in each of the first six games and had seven tackles, including a tackle for a loss. Gifford had four tackles, including a TFL, against South Alabama and added two tackles against Wisconsin.

**2014 (REDSHIRT)**

Gifford redshirted and worked as a defensive back on the scout team.

**CAREER STATS**

- » Games Played--6 in 2015
- » Tackles--2 UT, 5 AT, 7 TT in 2015
- » Tackles for Loss--1-3 vs. South Alabama, 2015

**SINGLE-GAME HIGHS**

- » Tackles--4, vs. South Alabama, 2015



# CHARLES JACKSON

## #21

Senior | Defensive Back | 5-11 | 180 |  
Two Letters | Spring, Texas | Klein Collins HS

- » Academic All-Big Ten (2013)
- » Nebraska Scholar-Athlete Honor Roll (Fall, 2012)

### 2016 OUTLOOK

Defensive back Charles Jackson has continued to fight through injuries during his Husker career, being sidelined for nearly all of the 2014 and 2015 seasons. Jackson enters his senior season in hopes of contending for playing time in the secondary and on special teams, an area where he established himself as a difference maker early in his career.

Jackson suffered a major knee injury in fall camp in 2014, that missed most of last season with another leg injury. The 5-11, 180-pound Jackson has shown the versatility to play multiple positions in the secondary, having worked at safety, cornerback and nickel back with the Huskers.

### 2015 (JUNIOR)

Jackson played on special teams in the season opener, but missed the rest of the season with a knee injury.

### 2014 (REDSHIRT)

Jackson suffered a knee injury in fall camp, and sat out the season as a medical redshirt.

### 2013 (SOPHOMORE)

Jackson played in all 13 games, primarily on special teams, while also providing depth at safety. He had seven total tackles and was second on the team with six special teams stops. Jackson had three special teams tackles against Wyoming, and had two solo tackles against South Dakota State, including one on special teams. He also forced a fumble against the Jackrabbits.

### 2012 (FRESHMAN)

Jackson was one of five true freshmen to see action, playing in 13 games. He made 11 tackles, including six solo stops. Jackson was second on the team with seven tackles on special teams. He had a season-high two tackles in both the first meeting with Wisconsin and at Ohio State. Jackson added a pass breakup against Idaho State.

### CAREER STATS

- » Games Played – 27, 13 in 2012, 13 in 2013, 1 in 2015
- » Tackles – 9 UT, 9 AT, 18 TT; (6 UT, 5 AT, 11 TT in 2012; 4 UT, 3 AT, 7 TT in 2013)



# BOAZ JOSEPH

## #1

Junior | Cornerback | 6-1 | 190 | Two Letters |  
Weston, Fla. | Cypress Bay HS

### 2016 OUTLOOK

Junior Boaz Joseph has seen significant action on special teams the past two seasons, but enters the 2016 season hopeful of making a larger contribution at cornerback. The 6-1, 190-pound Joseph has outstanding size and length for the cornerback position which should allow him to match up with large opposing receivers.

Nebraska will return 2015 starters and fellow juniors Joshua Kalu and Chris Jones at cornerback, but the competition for playing time beyond those two appears to be wide open.

### 2015 (SOPHOMORE)

Joseph played in 12 games, missing only the Northwestern game when he was sidelined by an injury. Joseph saw the majority of his action on NU's coverage units and finished the year with three tackles, all on special teams. He had one tackle each against BYU, South Alabama and Purdue.

### 2014 (REDSHIRT FRESHMAN)

Joseph played in five games, primarily on NU's coverage units. He had one unassisted tackle at Fresno State.

### 2013 (REDSHIRT)

Joseph redshirted in his first season in the program in 2013.

### CAREER STATS

- » Games Played – 17 (5 in 2014, 12 in 2015)
- » Tackles – 2 UT, 2 AT, 4 TT (1 UT in 2014, 1 UT, 2 AT, 3 TT in 2015)



# KEVIN MAURICE

## #55

Senior | Defensive Tackle | 6-3 | 300 |  
Three Letters | Orlando, Fla. | Freedom HS

- » Nebraska Scholar-Athlete Honor Roll (Fall, 2013; Spring 2015)
- » Brook Berringer Citizenship Team (2014, 2015)
- » Tom Osborne Citizenship Team (2014, 2015)

### 2016 OUTLOOK

Kevin Maurice heads into his senior season set to play his most prominent role during his Nebraska career. Maurice has been a key reserve at defensive tackle the past three seasons, but is poised to move into a leading role with the departure of 2015 starters Maliek Collins and Vincent Valentine to the professional ranks.

The 6-3, 300-pound Maurice has continued to add strength in the off-season. The Orlando native has shown the strength to hold up against the run, as well as the quickness to be an effective pass rusher. Maurice and fellow seniors Kevin Williams, Greg McMullen and Ross Dzuris will also be counted on to provide leadership on the defensive line.

### 2015 (JUNIOR)

Maurice played in 10 games and made his first career start against Illinois. He finished the season with 21 total tackles, including three tackles for loss and a sack. Maurice added a pair of forced fumbles. He missed three games at midseason after suffering a foot injury in the game at Illinois.

Maurice made four tackles in non-conference play, including an 11-yard sack and a fumble caused against South Alabama. He broke out with a career-high eight tackles at Illinois. After missing three games, he returned for the final month. He had four tackles and a tackle for loss against Michigan State, and had two tackles, a tackle for loss and a fumble caused against Iowa.

### 2014 (SOPHOMORE)

Maurice played in 10 games, finishing with eight tackles, including two solo stops. He shared a sack against Florida Atlantic and had a season-high two tackles at Fresno State.

### 2013 (FRESHMAN)

Maurice played in the first six games as a reserve defensive tackle. He finished with three tackles, including single tackles against Wyoming, South Dakota State and Illinois.

### CAREER STATS

Year	G/S	Tackles					Fum.			INT	QB Hry.
		UT	AT	TT	TFL	Sacks	C-R	BK	PBU		
2013	6/0	1	2	3	0-0	0.0-0	0	0	0	0	
2014	10/0	2	6	8	1-5	0.5-5	0-0	0	0	1	
2015	10/1	10	11	21	3-16	1.0-11	2-0	0	0	1	
<b>Totals</b>	<b>26/1</b>	<b>13</b>	<b>19</b>	<b>32</b>	<b>4-21</b>	<b>1.5-16</b>	<b>2-0</b>	<b>0</b>	<b>0</b>	<b>2</b>	

### SINGLE-GAME HIGHS

- » Tackles - 8, at Illinois (2015)
- » Tackles for Loss - 1, four times
- » Sacks - 1-11, vs. South Alabama (2015)





# ANTONIO REED

## #16

Sophomore | Safety | 6-2 | 220 | One Letter  
Memphis, Tenn. | Southaven HS

### 2016 OUTLOOK

Sophomore Antonio Reed is poised for a more prominent role in the 2016 Husker defense after showing his ability on special teams as a true freshman. The 6-2, 220-pound Reed was one of the Huskers' top coverage men on special teams and has exhibited a hard-hitting, play-making attitude in his limited work at safety.

Reed has added more than 15 pounds of muscle to his frame since arriving in Lincoln. He joins two-year starter Nate Gerry, junior Kieron Williams and fellow sophomore Aaron Williams as experienced returning safeties.

### 2015 (FRESHMAN)

Reed played in all 13 games, primarily as a standout on special teams coverage units, while adding depth at safety. Reed had a total of 10 tackles, including nine solo stops. He saw his most extensive work at safety in the bowl game against UCLA and had four solo tackles and a forced fumble against the Bruins. Reed made five of his tackles on special teams and also forced a fumble on kickoff coverage against Iowa.

### CAREER STATS

- » Games Played--13 in 2015
- » Tackles--9 UT, 1 AT, 10 TT in 2015
- » Forced Fumbles--2 in 2015 (1 vs. Iowa, UCLA)
- » Single-Game High Tackles--4 vs. UCLA, 2015 Foster Farms Bowl



# MICHAEL ROSE-IVEY

## #15

Senior | Linebacker | 5-11 | 240 | Three Letters |  
Kansas City, Mo. | Rockhurst HS

- » Big Ten All-Freshman Team (BTN, 2013)
- » Nebraska Freshman Tackle Record (66, 2013)
- » Academic All-Big Ten (2013)
- » Nebraska Scholar-Athlete Honor Roll (Fall, 2012)
- » Nebraska Student-Athlete HERO Leadership Award (2013)
- » Brook Berrigner Citizenship Team (2013)

### 2016 OUTLOOK

Linebacker Michael Rose-Ivey has battled through injuries the past two seasons, but is set to make a bigger impact for the Blackshirt defense in 2016. After missing all of the 2014 season with a knee injury, Rose-Ivey fought through a nagging groin injury in 2015, but played his best football at the end of the season.

The 5-11, 240-pound Rose-Ivey is part of a strong group of linebackers that includes fellow senior Josh Banderas, juniors Chris Weber and Marcus Newby and sophomore Dedrick Young. Rose-Ivey has the versatility to play both inside and outside, but spent the entire 2015 season at the weakside linebacker position and will likely be on the outside again this fall.

Rose-Ivey recorded a Nebraska freshman record 66 tackles as a redshirt freshman in 2013.

### 2015 (JUNIOR)

Rose-Ivey played in seven games, with starts against South Alabama, Miami and UCLA. He missed five of six games at midseason because of a groin injury. Rose-Ivey finished with 27 tackles and added three tackles for loss.

In his first action of 2015, Rose-Ivey had a season-high 10 tackles, including a tackle for loss against South Alabama. He had four tackles and a TFL at Miami, before leaving with a groin injury which kept him out of the next four games.

He had a tackle for loss against Northwestern, recorded three tackles against Michigan State and finished the regular season with four tackles against Iowa. Rose-Ivey added three tackles against UCLA.

### 2014 (SOPHOMORE)

Rose-Ivey suffered a knee injury in fall camp and missed the 2014 season.

### 2013 (REDSHIRT FRESHMAN)

Rose-Ivey played in 12 games with seven starts, beginning the year as a reserve on the outside before moving to middle linebacker. His 66 tackles shattered the previous NU freshman tackle record of 49 by Barrett Ruud in 2001. Rose had at least seven tackles in six games, including each of the final five games. He added six tackles for loss. Rose-Ivey had 49 of his tackles in the final six games and was named to the BTN all-freshman team.

Rose-Ivey had his only two tackles in non-conference play against UCLA, including a two-yard tackle for loss. He made his first career start against Illinois and led the team with 11 tackles, including a tackle for loss.

Rose-Ivey had eight tackles, including four solo stops, at Michigan. He had seven tackles, including five solo stops, against Michigan State, then added eight tackles, including six solo stops, in a win at Penn State. Rose-Ivey had 17 tackles, including four tackles for loss, in the regular-season finale against Iowa. His tackle total was the most by a Husker in 2013, and the most by a Husker defender since Lavonte David had 17 at Michigan in 2011. He closed the year with nine tackles in the Gator Bowl win over Georgia.

### 2012 (REDSHIRT)

Rose-Ivey redshirted in his first season in the program in 2012.

### CAREER STATS

Year	G/S	Tackles				Sacks	Fum.			INT	QB Hry.
		UT	AT	TT	TFL		C-R	BK	PBU		
2012		Redshirt									
2013	12/7	39	27	66	6-8	0.0-0	0-0	0	1	0	2
2014		Injured--Did Not Play									
2015	7/3	11	16	27	3-3	0.0-0	0-0	0	1	0	1
<b>Totals</b>	<b>19/10</b>	<b>50</b>	<b>43</b>	<b>93</b>	<b>9-11</b>	<b>0.0-0</b>	<b>0-0</b>	<b>0</b>	<b>2</b>	<b>0</b>	<b>3</b>

### SINGLE-GAME HIGHS

- » Tackles - 17, vs. Iowa (2013)
- » Solo Tackles - 8, vs. Iowa (2013)
- » Tackles for Loss - 4, vs. Iowa (2013)



# BRAD SIMPSON

## #56

Senior | Linebacker | 6-0 | 230 | Two Letters  
Omaha, Neb. | Ralston HS

- » Nebraska Scholar-Athlete Honor Roll (Fall, 2014)

### 2016 OUTLOOK

Brad Simpson heads into his senior season in 2016 hoping to continue in his role on the Huskers' special teams, while contending for additional playing time at linebacker.

The 6-0, 230-pound Simpson has been one of Nebraska's top coverage men and special teams tacklers the past two seasons. He also has the versatility to play multiple linebacker positions, a position group that returns intact for the 2016 season. Simpson originally joined the program as a walk-on from Ralston High School.

### 2015 (JUNIOR)

Simpson played in all 13 games as a regular on special teams units. He made four tackles, all on special teams. Simpson also provided depth at linebacker.

### 2014 (SOPHOMORE)

Simpson played in 10 games, primarily on special teams. He made five tackles, all on special teams, including a career-high three stops in the Holiday Bowl against USC, and one each against Fresno State and Purdue.

### 2013 (REDSHIRT FRESHMAN)

Simpson played in four games on special teams, but did not have a tackle.

### 2012 (REDSHIRT)

Simpson redshirted in his first season, and worked on the scout team.

### CAREER STATS

- » Games Played - 27 (4 in 2013; 10 in 2014; 13 in 2015)
- » Tackles - 7 UT, 2 AT, 9 TT; 4 UT, 1 AT, 5 TT in 2014; 3 UT, 1 AT, 4 TT in 2015
- » Single-Game Tackles - 3, vs. USC, 2014 Holiday Bowl



# MICK STOLTENBERG #44

Sophomore | Defensive Tackle | 6-5 | 290 | One Letter | Gretna, Neb. | Gretna HS

» Nebraska Scholar-Athlete Honor Roll (Fall 2014, 2015)

### 2016 OUTLOOK

Sophomore Mick Stoltenberg is a strong candidate to earn a more extensive role in 2016 as he competes for action at defensive tackle. The 6-5, 290-pound Stoltenberg has shown excellent ability and a strong work ethic early in his Husker career. He will compete for action at a position where Nebraska lost 2015 starters Vincent Valentine and Maliek Collins to the professional ranks.

Stoltenberg suffered a knee injury during bowl practice that will keep him out of spring practice, but he should be back in action by the start of fall camp. A prep standout at Gretna High School, Stoltenberg began his career at defensive end, but has added 50 pounds of muscle since joining the Nebraska program and moved inside to tackle in the spring of 2015.

### 2015 (REDSHIRT FRESHMAN)

Stoltenberg played in nine games, adding depth at defensive tackle, while serving on the Huskers' punt unit. Stoltenberg had two solo tackles, including a six-yard sack, against South Alabama. He also had a tackle against Iowa on punt coverage, and recovered a fumbled Hawkeye punt to set up a Nebraska touchdown.

### 2014 (REDSHIRT)

Stoltenberg redshirted in his first year in the program.

### CAREER STATS

- » Games Played--9 in 2015
- » Tackles--2 UT in 2015
- » Sacks--1-6 vs. South Alabama, 2015
- » Fumble Recovery--1 vs. Iowa, 2015



# CHRIS WEBER #49

Junior | Linebacker | 6-3 | 230 | Two Letters | Omaha, Neb. | Elkhorn HS

- » Big Ten Distinguished Scholar (2015)
- » CoSIDA Academic All-District VII (2015)
- » Academic All-Big Ten (2014, 2015)
- » Nebraska Walk-on of the Year (2015)
- » Five-Time Nebraska Scholar-Athlete Honor Roll
- » Brook Berringer Citizenship Team (2014, 2015)
- » Tom Osborne Citizenship Team (2014, 2015)

### 2016 OUTLOOK

Linebacker Chris Weber made a name for himself in the Blackshirt defense as a sophomore in 2015. The Husker linebackers were beset by injuries for much of the season, and Weber responded by stepping into a leading role at middle linebacker for several weeks in the first half of the season.

The 6-3, 230-pound Weber returns for his junior season in 2016 as part of a talented group of linebackers. He and fellow Nebraska native Josh Banderas figure to man the MIKE linebacker spot, providing the defense with two players capable of anchoring the middle of the NU defense. Originally a walk-on from Elkhorn High School, Weber was placed on scholarship in January of 2016.

Weber has distinguished himself off the field. He is a two-time Academic All-Big Ten selection and was a CoSIDA Academic All-District honoree in 2015. Weber carries better than a 3.9 grade-point average and will be a contender for Academic All-America honors in 2016.

### 2015 (SOPHOMORE)

Weber played in 10 games with four starts as the Nebraska linebacking corps battled through a series of injuries. Weber missed three games during Big Ten play with a shoulder injury. Weber finished the season with 49 tackles and had five tackles for loss. He had a pair of double-figure tackle games and six or more tackles four times.

In his first career start against South Alabama, Weber had six tackles and a fumble recovery. He had a team-high 12 tackles and two tackles for loss against Southern Miss, while adding a hurry and a breakup in the game. A week later, he had a Nebraska season high 17 tackles at Illinois, including three tackles for loss. His 17 tackles were the most by a Husker in two seasons.

He added seven tackles a week later against Wisconsin, but missed the next three games with an injury. Weber made two tackles in each of the final three regular-season games, and had one tackle in the bowl game.

### 2014 (REDSHIRT FRESHMAN)

Weber saw action in every game and made six tackles. He made four of his tackles on special teams, while adding two tackles on defense at Fresno State.

### 2013 (REDSHIRT)

A walk-on, Weber redshirted in his first season in 2013.

### CAREER STATS

Year	G/S	Tackles				TFL	Sacks	Fum.			INT	QB Hry.
		UT	AT	TT	TFL			C-R	BK	PBU		
2013		Reshirt										
2014	13/0	3	3	6	0-0	0.0-0	0-0	0	0	0	0	
2015	10/4	19	30	49	5-10	0.0-0	0-1	0	2	0	2	
<b>Totals</b>	<b>23/4</b>	<b>22</b>	<b>33</b>	<b>55</b>	<b>5-10</b>	<b>0.0-0</b>	<b>0-1</b>	<b>0</b>	<b>2</b>	<b>0</b>	<b>2</b>	

### SINGLE-GAME HIGHS

- » Tackles - 17, at Illinois (2015)
- » Tackles for Loss - 3, at Illinois (2015)



# AARON WILLIAMS #24

Sophomore | Safety | 5-11 | 185 | One Letter | Atlanta, Ga. | Carver HS

» Nebraska Scholar-Athlete Honor Roll (Spring 2015)

### 2016 OUTLOOK

Aaron Williams made a significant impact on the Husker defense and special teams as a true freshman in 2015. The Georgia product quickly earned a spot as the Huskers' top reserve at safety and made three starts. Williams showed ability in both pass coverage and run support, and played with an aggressiveness needed at the safety spot.

The 5-11, 185-pound Williams also worked in the nickel back role as the season progressed and contributed on the Huskers' coverage units. Williams heads into the 2016 season as a leading contender to earn a starting safety spot opposite two-year returning starter Nate Gerry.

### 2015 (FRESHMAN)

Williams was a key contributor on defense and NU's special teams. He played in all 13 games, including starts against BYU, Purdue and UCLA. Williams finished the season with 24 tackles, including 17 solo stops, and had three tackles for loss.

Williams had six tackles in the season opener when he became just the fifth NU true freshman since World War II to start a season opener. Williams made three solo stops at Illinois and had a season-high seven tackles at Purdue when he started in place of senior Byerson Cockrell. Williams started at nickel back against UCLA and had three tackles and a tackle for loss.

### CAREER STATS

Year	G/S	Tackles				TFL	Sacks	Fum.			INT	QB Hry.
		UT	AT	TT	TFL			C-R	BK	PBU		
2015	13/3	17	7	24	3-9	0.0-0	0-0	0	0	0	0	
<b>Totals</b>	<b>13/3</b>	<b>17</b>	<b>7</b>	<b>24</b>	<b>3-9</b>	<b>0.0-0</b>	<b>0-0</b>	<b>0</b>	<b>0</b>	<b>0</b>	<b>0</b>	

### SINGLE-GAME HIGHS

- » Tackles - 7, at Purdue
- » Tackles for Loss - 1, three times



# KEVIN WILLIAMS #92

Senior | Defensive Tackle | 6-2 | 275 |  
Three Letters | Holland, Ohio | Springfield HS

» Five-Time Nebraska Scholar-Athlete Honor Roll

### 2016 OUTLOOK

Defensive tackle Kevin Williams enters his sixth season in the Nebraska program in 2016, and is intent on making a big impact as a leader on the defensive line. The 6-2, 275-pound Williams has battled a series of injuries as a Husker, and was granted a sixth year of eligibility as a result. When healthy, Williams has regularly shown the ability to make plays against both the run and pass.

Williams earned a pair of starts in 2015, while battling through a groin injury that sidelined him for five games. The groin injury came after losing both the 2011 and 2013 seasons to knee injuries. Williams will be counted on to provide a veteran presence at defensive tackle, where NU lost both Maliek Collins and Vincent Valentine to the professional ranks.

Williams earned his degree in management in August of 2014 and has played the past two seasons as a graduate student, while working on a master's degree in management.

### 2015 (JUNIOR)

Williams battled through a series of injuries to play in eight games, including starts against Miami and Southern Miss. He had four tackles, including a two-yard tackle for loss, against BYU when he had a season-high two tackles. Williams also recovered a fumble against Southern Miss. His play helped Nebraska rank in the top 10 nationally in rushing defense.

### 2014 (SOPHOMORE)

Williams played in 10 games with starts against Rutgers and Purdue. He had 19 tackles, including five solo stops. Williams was a disruptive force, racking up eight tackles for loss and 3.0 sacks while adding two quarterback hurries.

Williams recorded 2.5 sacks at Northwestern, as the NU defense dominated the second half. He had three tackles for loss against the Wildcats and added two tackles behind the line at Fresno State. Williams closed the year with a career-high six tackles and a tackle for loss at Iowa, and shared a sack in the Holiday Bowl against USC.

### 2013 (MEDICAL)

Williams suffered a knee injury during fall camp and missed the season.

### 2012 (REDSHIRT FRESHMAN)

Williams played in five games as a reserve at defensive tackle. He made four tackles, including two tackles and a tackle for loss against Idaho State. Williams saw his most extensive action in non-conference play.

### 2011 (REDSHIRT)

Williams suffered a knee injury in 2011, and sat out the season as a redshirt.

### CAREER STATS

Year	G/S	(------Tackles-----)					Fum.			INT	QB Hry.
		UT	AT	TT	TFL	Sacks	C-R	BK	PBU		
2011		Redshirt									
2012	5/0	1	3	4	1-1	0.0-0	0-0	0	0	0	1
2013		Injured									
2014	10/2	5	14	19	8-34	3.0-28	0-0	0	0	0	2
2015	8/2	1	3	4	1-2	0.0-0	0-1	0	0	0	0
<b>Totals</b>	<b>23/4</b>	<b>7</b>	<b>20</b>	<b>27</b>	<b>10-37</b>	<b>3.0-28</b>	<b>0-1</b>	<b>0</b>	<b>0</b>	<b>0</b>	<b>3</b>

### SINGLE-GAME HIGHS

- » Tackles -- 6, at Iowa (2014)
- » Tackles for Loss -- 3, at Northwestern (2014)
- » Sacks -- 2.5, at Northwestern (2014)



# KIERON WILLIAMS #27

Junior | Safety | 6-1 | 195 | Two Letters  
Shreveport, La. | C.E Byrd HS | Air Force Prep

» Brook Berringer Citizenship Team (2015)

» Tom Osborne Citizenship Team (2015)

### 2016 OUTLOOK

Safety Kieron Williams will head into his junior season hoping to increase his role on the Husker defense, while continuing to make an impact on special teams. The 6-1, 195-pound Williams first made his mark on special teams as a true freshman tying a season record with three blocked punts. Last fall, Williams again worked as a reserve safety, while continuing to excel on special teams.

Williams has played in all 26 games since joining the NU program, and is part of a group of players who will compete to earn a safety spot alongside returning senior starter Nate Gerry.

### 2015 (SOPHOMORE)

Williams played in all 13 games, serving as a reserve safety and a key special teams performer. Williams had seven tackles, including five solo stops. He tied for second on the team with six special teams tackles, including two solo tackles on coverage against Northwestern.

### 2014 (FRESHMAN)

Williams played in all 13 games and had nine tackles, with six of his nine tackles on special teams. He had four solo stops and a tackle for loss against Illinois. Williams had two tackles against both McNeese State and Purdue. Williams blocked three punts on the season, tying the Nebraska season record. The first came against Purdue, setting up an NU touchdown. He tied a school record with two blocked punts against USC with the second setting up an NU field goal.

### CAREER STATS

- » Games Played: 26 (13 in 2014, 13 in 2015)
- » Tackles: 9 UT, 7 AT, 16 TT; 4 UT, 5 AT, 9 TT in 2014; 5 UT, 2 AT, 7 TT in 2015
- » Tackles for Loss: 1, vs. Illinois (2014)
- » Blocked Punts: 3, 1 vs. Purdue, 2 vs. USC (2014)

**RETURNING LETTERWINNERS-  
SPECIALISTS**



**JORDAN  
OBER**

**#40**

Sophomore | Long Snapper | 6-1 | 205 |  
One Letter | Las Vegas, Nev. | Bishop Gorman HS

- » Brook Berringer Citizenship Team (2015)
- » Tom Osborne Citizenship Team (2015)

**2016 OUTLOOK**

Jordan Ober had an outstanding first year in the Nebraska program, flawlessly handling the long snapping duties. Ober's performance helped Nebraska's kicking units rank among the nation's best, with punter Sam Foltz and place-kicker Drew Brown both earning all-conference honors. The kicking duo returns for the 2016 season, with the 6-1, 205-pound Ober the front-runner to again handle long snapping.

**2015 (FRESHMAN)**

Ober started all 13 games as Nebraska's long snapper as a true freshman. His performance contributed to outstanding seasons for punter Sam Foltz and kicker Drew Brown. Foltz was the Big Ten Punter of the Year, averaging better than 44 yards per punt to help NU rank third in the conference in net punting. Brown connected on 21-of-27 field goals, including 13 field goals of at least 40 yards. Ober also had a fumble recovery on punt coverage against South Alabama.

**CAREER STATS**

- » Games Played--13 in 2015
- » Other--Fumble Recovery vs. South Alabama, 2015



**SPENCER  
LINDSAY**

Senior | Place-Kicker | 5-9 | 210 | One Letter |  
Kearney, Neb. | Kearney HS

- » Seven-Time Nebraska Scholar-Athlete Honor Roll
- » Brook Berringer Citizenship Team (2014, 2015)
- » Tom Osborne Citizenship Team (2014, 2015)

**2016 OUTLOOK**

Spencer Lindsay will enter his senior season at Nebraska in 2016 with a goal of contributing on the Huskers' special teams. A walk-on from Kearney, Lindsay has seen limited duty on kickoffs each of the past two seasons, while also serving as a reserve behind all-conference kicker Drew Brown.

Lindsay is a standout in the classroom, earning recognition on the Nebraska Scholar-Athlete Honor Roll each of his seven semesters on campus. He is also a two-time member of the Brook Berringer Citizenship Team.

**2015 (JUNIOR)**

Lindsay added depth behind Drew Brown at place-kicker. He had one kickoff against South Alabama.

**2014 (SOPHOMORE)**

Lindsay kicked off against Rutgers and Purdue and had one touchback in nine attempts.

**2013 (REDSHIRT FRESHMAN)**

Lindsay added depth at kicker, but did not play in a game.

**2012 (REDSHIRT)**

Lindsay redshirted in his first season in the program.

**CAREER STATS**

- » Games Played--3, 2 in 2014, 1 in 2015

**NU SPRING GAME RESULTS**

**PREVIOUS SCORES**

- 1950--Varsity 13, Alumni 13
- 1951--Varsity 27, Alumni 25
- 1952--Varsity 7, Alumni 6
- 1953--Varsity 16, Alumni 6
- 1954--White 25, Red 14
- 1955--Red 14, White 7
- 1956--Alumni 14, Varsity 0
- 1957--Varsity 22, Alumni 20
- 1958--Varsity 14, Alumni 6
- 1959--Varsity 22, Alumni 0
- 1960--Varsity 14, Alumni 0
- 1961--Varsity 35, Alumni 20
- 1962--Red 33, White 21
- 1963--Red 21, White 15
- 1964--White 25, Red 15
- 1965--Red 33, White 27
- 1966--White 28, Red 10
- 1967--Red 16, White 14
- 1968--White 26, Red 24
- 1969--White 10, Red 8
- 1970--Red 23, White 3
- 1971--Red 64, White 21
- 1972--White 21, Red 19
- 1973--Red 35, White 25
- 1974--Red 41, White 40
- 1975--White 20, Red 6
- 1976--White 29, Red 26
- 1977--Red 23, White 21
- 1978--White 14, Red 13
- 1979--Red 27, White 13
- 1980--Red 38, White 19
- 1981--White 22, Red 21
- 1982--Red 24, White 9
- 1983--Red 37, White 14

- 1984--Red 35, White 13
- 1985--Red 26, White 21
- 1986--Red 70, White 14
- 1987--Red 33, White 28
- 1988--Red 37, White 14
- 1989--White 40, Red 28
- 1990--Red 44, White 34
- 1991--Red 43, White 21
- 1992--Red 33, White 21
- 1993--Red 29, White 8
- 1994--Red 43, White 19
- 1995--White 40, Red 34
- 1996--Red 20, White 17
- 1997--Red 34, White 28
- 1998--White 24, Red 21
- 1999--Red 27, White 12
- 2000--Red 21, White 21
- 2001--Red 16, White 7
- 2002--Red 17, White 7
- 2003--Red 13, White 0
- 2004--Red 35, White 6
- 2005--White 42, Red 14
- 2006--Red 35, White 7
- 2007--Red 38, White 0
- 2008--Red 24, White 14
- 2009--Red 31, White 17
- 2010--Red, 21, White 16
- 2011--Red 32, White 29
- 2012--game ccd. (weather)
- 2013--Red 30, White 21
- 2014--Red (off.) 55,  
White (def.) 46
- 2015--Red 24, White 15
- Red leads series 39-14-1**
- Varsity lead series 8-1-1**

**NEBRASKA SPRING GAME RECORDS  
TEAM RECORDS**

- Most first downs--33, Red 1973
- Most first downs, both teams--53, Red 33, White 20, 1973
- Most passes attempted--49, Red, 2004
- Most passes attempted, both teams--76; Red 45, White, 31, 2005
- Most passes completed--29, Red, 2004
- Best completion percentage--.800, Red (8-10), 1963
- Most yards passing--366, White, 2005
- Most yards passing, both teams--606, Red 240, White 366, 2005
- Most yards rushing--407, Red, 1987
- Most fumbles--11, White, 1965
- Most fumbles, both teams--18, Red 7, White 11, 1955
- Most points--70, Red, 1986
- Most points, both teams--85, Red 64, White 21, 1971
- Fewest points, both teams--13, Red 13, White 0, 2003; Varsity 7, Alumni 6, 1952
- Highest Attendance--80,149, 2008

**INDIVIDUAL RECORDS**

- Most TD passes--4, Joe Dailey, Red, 2004
- Most TD pass receptions--3, Riley Washington, White, 1995
- Longest TD run from scrimmage--91, Bobby Newcombe, White, 1998
- Longest punt return for TD--91 yards, Joe Blahak, Red, 1971
- Longest kickoff return for TD--100 yards, Mike Demps, Red, 1999; Titus Brothers, White, 2006
- Longest TD pass--80 yards, Wayne Weber to Tom Smith, 1964
- Longest interception return for TD--91 yards, Wonder Monks, White, 1973
- Longest fumble return for TD--94 yards, Greg McGraw, Red, 1999
- Most points--18, Tony Davis, Red, 1973; Steve Taylor, Red, 1986;  
Terry Rodgers, White, 1987; Riley Washington, White, 1995
- Most PATs--7, Dale Klein, Red, 1986
- Most yards passing--357, Zac Taylor, White, 2005
- Best completion percentage--1.000, Dennis Claridge, Red (7-7), 1963
- Most pass receptions--8, Dave Shamblin, White, 1973
- Most yards receiving--184, Reggie Baul, Red, 1995
- Most yards rushing--207, Keith Jones, Red, 1987

## 2016 NEBRASKA FOOTBALL RECRUITING CLASS

## ALPHABETICAL LISTING:

Name	Pos.	Ht.	Wt.	Hometown	High School
Quayshon Alexander	LB	6-3	235	Prospect Park, N.J.	De Paul Catholic HS
Dicaprio Bootle	DB	5-10	180	Miami, Fla.	Southridge HS
Bryan Brokop	OL	6-5	275	New Lenox, Ill.	Lincoln Way West HS
Tre Bryant	RB	5-11	200	St. Louis, Mo.	Christian Brothers HS
Tony Butler	DB	6-2	195	Cleveland Heights, Ohio	St. Edward HS
Marquel Dismuke	DB	6-2	180	Calabasas, Calif.	Calabasas HS
JoJo Domann	DB	6-1	205	Colorado Springs, Colo.	Pine Creek HS
David Engelhaupt	TE	6-3	230	Norfolk, Neb.	Norfolk Catholic HS
Matt Farniok	OL	6-6	300	Sioux Falls, S.D.	Washington HS
Derrion Grim*	WR	6-0	190	Stockton, Calif.	Ronald E. McNair HS
Lamar Jackson	DB	6-3	195	Elk Grove, Calif.	Franklin HS
Pernell Jefferson	LB	6-2	225	New Orleans, La.	Warren Easton HS
Caleb Lightbourn	PK/P	6-3	220	Washougal, Wash.	Camas HS
Collin Miller	DL	6-3	235	Fishers, Ind.	Hamilton Southeastern HS
Patrick O'Brien*	QB	6-4	230	San Juan Capistrano, Calif.	San Juan Hills HS
John Raridon	OL	6-4	275	West Des Moines, Iowa	Valley HS
Greg Simmons	LB	6-2	240	Fort Pierce, Fla.	Fort Pierce Central HS
JD Spielman	WR	5-9	180	Eden Prairie, Minn.	Eden Prairie HS
Ben Stille	DL	6-5	240	Ashland, Neb.	Ashland-Greenwood HS
Jack Stoll	TE	6-4	235	Lone Tree, Colo.	Regis Jesuit HS
Boe Wilson	OL	6-3	295	Lee's Summit, Mo.	Lee's Summit West HS

\*-enrolled at Nebraska in January

## THE CLASS BREAKDOWN:

**By State:** **California (4):** Dismuke (Calabasas), Grim (Stockton), Jackson (Elk Grove), O'Brien (San Juan Capistrano); **Nebraska (2):** Stille (Ashland), Engelhaupt (Norfolk); **Colorado (2):** Domann (Colorado Springs), Stoll (Lone Tree); **Florida (2):** Bootle (Miami), Simmons (Fort Pierce); **Missouri (2):** Bryant (St. Louis), Wilson (Lee's Summit); **Illinois (1):** Brokop (New Lenox); **Indiana (1):** Miller (Fishers); **Iowa (1):** Raridon (West Des Moines); **Louisiana (1):** Jefferson (New Orleans); **Minnesota (1):** Spielman (Eden Prairie); **New Jersey (1):** Alexander (Prospect Park); **Ohio (1):** Butler (Cleveland Heights); **South Dakota (1):** Farniok (Sioux Falls); **Washington (1):** Lightbourn (Washougal).

**By Position (First Position Listed):**

**Offense (10):** QB-O'Brien; RB-Bryant; WR-Grim, Spielman; TE-Engelhaupt, Stoll; OL-Brokop, Farniok, Raridon, Wilson.

**Defense (10):** DL-Miller, Stille; LB-Alexander, Jefferson, Simmons; DB-Bootle, Butler, Dismuke, Domann, Jackson.

**Specialist (1):** PK/P-Lightbourn.

## WALK-ONS

Nebraska has secured commitments from nine prospects who plan to join the program as walk-ons for the 2016 season.

Name	Pos.	Ht.	Wt.	Hometown	High School
Ty Chaffin	WR	6-5	200	Burwell, Neb.	Burwell HS
Creighton Hamik	LB	6-3	210	Kearney, Neb.	Kearney Catholic HS
Tanner Hass	ATH	6-0	195	West Point, Neb.	Guardian Angels HS
Branden Hohenstein	TE	6-4	205	Sioux City, Iowa	Bishop Heelan HS
Todd Honas	WR	5-11	200	Aurora, Neb.	Aurora HS
Tavlin Hunt	LB	6-0	215	Lincoln, Neb.	North Star HS
Grant Jordan	LB	6-1	205	Omaha, Neb.	Westside HS
Spencer Jordan	FB	6-2	215	Omaha, Neb.	Westside HS
Eli Sullivan	DB	6-2	190	Longmont, Colo.	Longmont HS

**QUAYSHON ALEXANDER**  
**LB, 6-3, 235, PROSPECT PARK, N.J.**  
**(DE PAUL CATHOLIC HS)**

Quayshon Alexander joins Nebraska after being regarded as one of the top defensive prospects on the East Coast. Alexander was a standout defender and tight end for Coach John McKenna at De Paul Catholic High in Wayne, N.J., and will play linebacker for the Huskers.

Alexander helped De Paul Catholic to a championship in the Non-Public Group 3 division of the NJSIAA playoffs in 2015. The 6-3, 235-pound Alexander made 45 tackles, including nine tackles for loss and five sacks in his senior season. He also added five hurries. For his effort as a senior, Alexander was a third-team All-Non-Public selection.

During his junior season, Alexander helped De Paul Catholic to an 8-4 record. He had an impressive 19.5 sacks for 119 yards, while adding an additional 17 tackles for loss. Alexander had 75 tackles, including 49 solo, and added nine quarterback hurries. On offense, Alexander averaged nearly 30 yards on eight receptions. He earned first-team all-state honors from NJ.com for his work in 2014, and was also on the outlet's All-Non-Public Team.

Alexander first made an impact as a sophomore, helping his team to a 10-2 record. Alexander totaled 33 tackles, including nine sacks and six tackles for loss.

Alexander is ranked among the top 300 overall prospects in the nation and top 10 players in New Jersey by both ESPN and 247 Sports. Scout.com lists Alexander as the top outside linebacker in New Jersey.

Alexander also visited Indiana, Michigan, Pittsburgh and Rutgers, and had offers from Notre Dame, Iowa and Wisconsin among others. He was born on March 15, 1998, and is the son of Carla Alexander.

**DICAPRIO BOOTLE**  
**DB, 5-10, 180, MIAMI, FLA. (SOUTHRIDGE HS)**

Dicaprio Bootle joins the Husker program from the Florida high school ranks, where he was a standout for Coach Billy Rolle at Miami's Southridge High School.

As a senior, Bootle helped Southridge to an 8-5 record and a trip to the second round of the Florida Class 8A playoffs. Bootle totaled 64 tackles and two interceptions from his cornerback position, while also causing three fumbles and recovering two others.

Bootle also was a standout at Killian High School in 2014, helping the team to a 14-1 record and a trip to the state semifinals. In addition to his football talents, Bootle is a track standout, and posted top times of 10.64 in the hundred meters and 21.36 in the 200 during his junior year at Killian High. He finished third in the 200 at the state track meet in 2015.

Bootle attended a Nebraska satellite camp in the South Florida area in the summer of 2015. Bootle is ranked among the top 60 cornerbacks in the country by ESPN, and was listed among the top 25 cornerbacks in Florida by Scout.com. He was also listed among the top 200 prospects in the state by 247Sports. Bootle was named one of the top five cornerbacks in Miami-Dade County in 2015 by the Miami Herald.

Bootle only visited Nebraska, but had numerous offers including Illinois, Temple and UCF. He was born on Sept. 17, 1997, and is the son of Dwight Bootle and Caliope Bootle.

**BRYAN BROKOP**  
**OL, 6-5, 275, NEW LENOX, ILL.**  
**(LINCOLN-WAY WEST HS)**

Bryan Brokop is part of a strong group of offensive linemen in the 2016 recruiting class. The 6-5, 275-pound Brokop comes to Nebraska from Lincoln-Way West High School in Illinois. Brokop was among NU's first two commitments in the class, pledging to the Huskers in September of 2014.

Brokop has been a key force for Coach Dave Ernst's team each of the past three seasons. A powerful blocker on the offensive line, Brokop helped the Warriors to an 11-3 record in 2015, capped by a trip to the Illinois Class 5A state championship game. For his play as a senior, Brokop was a 5A all-state pick by the Illinois Football Coaches Association, and was also named to the USA Today Illinois all-state team.

Brokop's also helped Lincoln-Way West to playoff runs in both 2013 and 2014. As a junior, Brokop helped his team to a 9-2 record, while the Warriors finished 10-2 and reached the state quarterfinals in 2013. Brokop was a first-team all-state selection by the Champaign-Urbana News Gazette in 2014, and is a three-time all-conference choice.

Brokop is a consensus choice as one of the top 10 prospects in Illinois. He is ranked among the top 25 offensive guards in the country by both Scout.com and Rivals.com, while 247Sports ranks him among the nation's top 400 overall prospects. He was named to the 2015 high honor roll.

Brokop chose NU over numerous offers, including Arizona State, Auburn, Cal, Illinois, Indiana, Kentucky, North Carolina State and Syracuse. Brokop was born on April 26, 1998, and he is the son of Sam and Jennifer Brokop.

**TRE BRYANT**  
**RB, 5-11, 200, ST. LOUIS, MO.**  
**(CHRISTIAN BROTHERS COLLEGE HS)**

Tre Bryant joins the Nebraska program and is regarded as one of the top running backs in the Midwest in the 2016 recruiting class. Bryant has been a standout at Christian Brothers College High in Missouri since his freshman year, helping his team rank among the state's best.

As a senior, Bryant rushed for 1,331 yards and 30 touchdowns, while averaging 10.4 yards per carry. He also had 287 receiving yards and two receiving touchdowns, and scored on a 98-yard kickoff return. Bryant's play helped Coach Scott Pingel's team to a 13-1 record and a runner-up finish in the Missouri Class 6 playoffs. Bryant rushed for 186 yards and three touchdowns against Blue Springs South in the state title game.

Bryant was an AP first-team all-state selection in Missouri and also named to the USA Today Missouri all-state team. He was the Class 6 Offensive Player of the Year and was the St. Louis Post-Dispatch Offensive Player of the Year in the metro area.

During his junior season, Bryant helped the Cadets to a perfect 15-0 record and Class 6 state title. Bryant rushed for 1,072 yards, while averaging 9.9 yards per carry and scoring 21 rushing touchdowns. He was a second-team all-metro selection by the Post-Dispatch as a utility player during his junior season. Bryant also saw significant action for Christian Brothers as both a sophomore and freshman.

Bryant is the No. 2 player in Missouri and the nation's No. 256 overall prospect and No. 7 running back by 247Sports. He is also ranked among the top 10 players in the state by ESPN and is listed as the top running back in Missouri by Scout.com. Bryant also competed in track and field at Christian Brothers.

Bryant also visited Kansas State and Minnesota, and had numerous other offers including Indiana, Kansas, Missouri, Northwestern, Syracuse and Vanderbilt. Bryant was born on Oct. 6, 1997, and is the son of Laondria Crawford and Tracey Bryant.

## **TONY BUTLER** **DB, 6-2, 195, LAKEWOOD, OHIO** **(ST. EDWARD HS)**

Tony Butler joins the Nebraska secondary after being a standout performer at St. Edward High School in Ohio, one of the nation's top prep programs.

The 6-2, 195-pound Butler helped Coach Tom Lomardo's team to a 14-1 record and a Division I state title in 2015. St. Edward finished No. 6 in the final USA Today national prep rankings. Butler recorded 42 tackles as a senior, along with four interceptions and more than 20 PBU. Butler also had an interception in the state championship game. Butler was a first-team Associated Press All-Ohio Division I choice and was also named to the USA Today Ohio all-state team.

Butler also made strong contributions to a state title run in 2014, helping St. Edward to a 13-2 record. Butler recorded 27 tackles, had three interceptions and broke up another 10 passes. Butler sealed a win in the state title game with a fumble recovery. Butler was also a member of the St. Edward varsity team in 2013, when the school finished with an 11-2 record and reached the state semifinals.

Butler was ranked as the No. 1 safety in Ohio by Scout.com, while both ESPN and 247Sports ranked him among the top 40 cornerback prospects in the country. Both ESPN and 247 Sports also listed him among the top 20 overall prospects in Ohio, while 247 ranked him among the nation's top 400 prospects.

Butler chose Nebraska over West Virginia and Arizona State and also visited Rutgers. He had numerous other offers including Big Ten schools Illinois, Indiana, Iowa, Michigan, Minnesota and Purdue. Butler also competed in track and field and made the honor roll as a junior.

Butler was born on Oct. 17, 1997, and is the son of Angel Butler.

## **MARQUEL DISMUKE** **DB, 6-2, 180, CALABASAS, CALIF.** **(CALABASAS HS)**

Marquel Dismuke joins the Nebraska program after a standout prep career at Calabasas High School in California. Dismuke is regarded as one of the top defensive back prospects in the state after his play for Coach Casey Clausen.

Dismuke was a dominant defensive presence for Calabasas High in 2015, registering 66 tackles, including two tackles for loss and a sack. He also had four interceptions, returning one of the picks for 67 yards, while posting a team-high 11 pass breakups.

The outstanding play of Dismuke helped the Coyotes to a 13-2 record. Calabasas won the Southern Section Canyon Division and was the CIF Southern Section West Division playoff winner. Calabasas eventually lost in the Division II-A state title game.

Dismuke starred for Compton Dominguez High School as a junior in 2014, helping Coach Keith Donerson's team to a 7-4 record and a trip to the CIF Southern Section playoffs. Dismuke was one of the top defenders for Dominguez High and also played a key role in the return game.

Dismuke is ranked as the No. 4 safety in the country by ESPN, the 14th-best prospect in California and the No. 133 overall prospect in the ESPN300. He is also ranked among the top 20 safeties in the country by Rivals.com, Scout.com and 247Sports, who ranks him as the No. 247 overall prospect in the United States, while Scout.com has him No. 254 overall.

Dismuke only visited Nebraska, but had dozens of offers including Arizona State, California, LSU, Michigan State, Mississippi State, Utah and Washington State.

Dismuke is the son of Nicole Samuel, and he was born on March 10, 1998.

## **JOJO DOMANN** **DB, 6-1, 205, COLORADO SPRINGS, COLO.** **(PINE CREEK HS)**

JoJo Domann is regarded as one of the top prospects in Colorado, marking the second consecutive year Nebraska has signed one of the state's top players. Domann was a versatile performer at Pine Creek High in Colorado Springs and has the ability to play on either side of the ball.

Domann's play helped Coach Todd Miller's Pine Creek team to a 38-3 record during his final three seasons at the school, including two state titles in the Class 4 ranks. Domann was a teammate of Nebraska redshirt freshman defensive back Avery Anderson in 2013 and 2014.

In 2015, Domann helped Pine Creek to a 12-1 record before a loss in the state semifinals. Domann rushed 37 times for 404 yards, an average of nearly 11 yards per carry and scored 11 rushing touchdowns. He also caught 33 passes for 674 yards and nine receiving touchdowns. Defensively, Domann was a dominant presence racking up 34 tackles, including 4.5 tackles for loss.

He also contributed on Pine Creek's special teams, averaging 43 yards per punt, while connecting on 34-of-37 extra-point attempts and making three field goals. Domann was selected as the Prep Colorado Player of the Year in 2015, and was also an all-state defensive pick by Prep Colorado. He was also a first-team USA Today all-Colorado selection.

During his junior season, Domann helped Pine Creek to a Class 4A state title and a 14-0 record. Domann had 49 receptions for 797 yards and 10 touchdowns, while also rushing for 205 yards and a touchdown. On defense, Domann recorded 61 tackles, while adding seven tackles for loss and seven interceptions. He made 59-of-60 PAT attempts and connected on 7-of-8 field goals. He earned All-Colorado honors for his play in 2014.

As a sophomore, Domann had 44 tackles, while also seeing action on special teams and offense. He earned first-team all-area honors as a sophomore.

Domann is ranked as the top player in Colorado and among the top 350 players nationally by 247Sports, while Rivals.com lists him as the No. 2 prospect in the state. Both Scout.com and 247Sports rank Domann among the top 40 "athlete" prospects in the nation, while Rivals.com and ESPN list him among the top 60 outside linebackers. Domann was also named to the Colorado academic all-state team in 2013 and 2014.

Domann also visited Colorado and had numerous offers including Arizona State, California, Colorado, Illinois, North Carolina and Virginia. He was selected to play in the Semper Fi all-star game, but did not play because of injury. Domann was born on July 28, 1997, and is the son of Craig and Teddi Domann.

## **DAVID ENGELHAUPT** **TE, 6-3, 230, NORFOLK, NEB.** **(NORFOLK CATHOLIC HS)**

David Engelhaupt is one of two in-state players in Nebraska's 2016 recruiting class, joining the Huskers after a standout career at Norfolk Catholic High School.

Engelhaupt starred on both sides of the ball for Coach Jeff Bellar's team which is annually among the top prep programs in the state. As a senior, Engelhaupt played a key role on offense and defense. He rushed 177 times for 1,465 yards and 30 rushing touchdowns, while adding 20 catches for 308 yards and four touchdowns. On defense, Engelhaupt recorded 89 tackles, five sacks, and interception and three fumble recoveries. He also averaged 39.5 yards per punt to help the Knights to a 12-1 record and a Class C-1 state runner-up finish.

Engelhaupt was a second-team All-Nebraska choice as a linebacker by the Omaha World-Herald and second-team Super State choice by the Lincoln Journal Star. He was also a first-team Class C-1 pick by both papers and was the honorary captain of the World-Herald's Class C-1 team.

Engelhaupt led Norfolk Catholic to a 9-2 record and a state playoff berth as a junior in 2014. In addition to his outstanding play on offense and defense, Engelhaupt was a standout punter for the Knights. He was a first-team Class C-1 all-state pick as a punter by both newspapers, and was the Journal Star's second-team Super State punter.

Engelhaupt was also on the Norfolk Catholic varsity in 2013, when the school went 8-3 and reached the state quarterfinals. Engelhaupt also played on the varsity basketball team for three years, averaging better than eight points per game for his career, including 10.1 ppg in 22 games as a senior. He is also a member of the Norfolk Catholic track and field team.

Engelhaupt is ranked among the top six players in Nebraska by both Rivals.com and 247Sports and is listed among the top 100 defensive ends in the nation by 247Sports.

He chose Nebraska over Wyoming and New Mexico. Engelhaupt was born on April 27, 1997, and is the son of Dave and Lu Engelhaupt.

## **MATT FARNIOK** **6-6, 300, OL, SIOUX FALLS, S.D.** **(WASHINGTON HS)**

Matt Farniok is part of an impressive group of offensive line recruits in the Huskers' 2016 recruiting class. The 6-6, 300-pound Farniok comes to Nebraska after helping Washington High School in Sioux Falls, S.D. to a state title in 2015.

Farniok was a dominant blocker for Coach Chad Stadem's team as a senior, helping the offense produce better than 4,500 yards of total offense, including 230 rushing yards per game. His play helped the Warriors to an 11-1 record and the Class 11AAA state championship.

Farniok was the South Dakota Gatorade Player of the Year and the USA Today South Dakota Player of the Year, and was a first-team Parade All-American. He was a first-team all-state pick from the South Dakota Coaches Association and also a member of the Sioux Falls Argus Leader's Elite 45 Football team.

He also earned Class 11AAA all-state honors and Elite 45 selection as a junior despite Washington having a 3-6 record. He was also a key member of Washington's varsity squad a sophomore in 2013.

Farniok played in the U.S. Army All-American Bowl in San Antonio in January. A consensus choice as the top overall prospect in the state of South Dakota, Farniok is ranked as the No. 129 overall prospect by 247Sports and checks in at No. 257 in the ESPN300. Farniok is a consensus pick as one of the top 25 offensive tackles in the country.

Farniok also visited Michigan State and Iowa and had numerous offers including Iowa State, Michigan, Minnesota, Missouri, Oklahoma, Penn State, Stanford and Wisconsin.

The Farniok family has a history of offensive line success. Matt's older brother, Tom, played at Iowa State from 2010 to 2014, starting for two seasons at center, while his brother, Derek, finished his career at Oklahoma in 2015, serving as a part-time starter at tackle for the Sooners. In addition to the Farniok brothers, Washington High also produced Nebraska senior safety Nate Gerry.

Farniok also played basketball at Washington High, and has been on the honor roll all four years.

Farniok was born on Sept. 26, 1997, and he is the son of Brad Farniok and Christine and Rich Jones. His father played collegiately at St. Cloud State.

## **DERRION GRIM** **6-0, 190, WR, STOCKTON, CALIF.** **(RONALD E. MCNAIR HS)**

Wide receiver Derrion Grim was one of two members of the Huskers' 2016 recruiting class to join the Nebraska program in January. The 6-0, 190-pound Grim joined the Huskers after a record-setting senior season at Ronald E. McNair High School in Stockton, Calif.

As a senior, Grim caught 96 passes for 1,928 yards and 34 touchdowns in 10 games, setting a state record for receiving yards in a season. Overall, Grim totaled 37 touchdowns, helping Coach Terrence Hampton's team to an 8-3 record.

Grim totaled more than 200 receiving yards four times as a senior, and caught at least eight passes in eight of the 10 games he played. He had a season-high six touchdown receptions in a season-opening 74-26 win over Calaveras High, and had two additional games with four touchdown receptions.

The record-breaking 2015 season netted Grim numerous postseason awards. He was the San Joaquin Athletic Association (SJAA) Offensive Player of the Year, and also the Stockton Record All-Area Player of the Year. He was also the SJAA Athlete of the Month in September and won the Frank Alustiza Memorial Award. Grim was also a first-team Parade All-American.

As a junior, Grim was a first-team all-area selection when he caught 35 passes for 637 yards and 10 touchdowns, despite missing several games. Grim also competed in track at McNair High. Off the field, Grim was honored for achieving a 4.0 grade-point average for two consecutive semesters.

Grim was ranked as the No. 37 athlete in the country by Rivals.com and as one of the top 55 players in the state of California. Grim was also ranked among the top 100 prospects in California by 247 Sports and was listed as the No. 64 receiver in the country by Scout.com. Grim chose Nebraska over offers from Boise State, Fresno State and UNLV, and also attracted interest from Washington and Washington State.

Grim is the son of LaTef and Flandra Grim, and he was born on Aug. 31, 1998.

## **LAMAR JACKSON** **6-3, 195, DB, ELK GROVE, CALIF. (FRANKLIN HS)**

Versatile California standout Lamar Jackson joins the Huskers' 2016 recruiting class and is regarded as one of the nation's top defensive backs.

The 6-3, 195-pound Jackson was a standout on both sides of the ball for Coach Mike Johnson at Franklin High School in Elk Grove, Calif. As a senior, Jackson helped the Wildcats to a 7-5 record and a trip to the second round of the Sac-Joaquin Section Football playoffs.

Jackson saw action at quarterback, throwing for 544 yards and four touchdowns, while also rushing for 664 yards and nine touchdowns, including a 97-yard scoring scamper. On defense, Jackson made 28 tackles and had a pass breakup as teams often avoided him in the passing game.

Jackson was a first-team all-state pick in California by USA Today, and was a first-team Sacramento All-Metro by the Sacramento Bee.

Jackson was also a dual threat as a junior, helping Franklin High to a 7-5 record. Jackson threw for 221 yards and rushed for 577 yards and nine touchdowns. He also caught seven passes, including a touchdown. On defense, Jackson had two interceptions, while making 15 tackles.

Jackson helped his team to an 8-4 record as a sophomore in 2013. He was the team's starting quarterback, throwing for 1,428 yards and 17 touchdowns, while running for 565 yards and five touchdowns. He also saw limited action on defense.

Jackson is ranked among the top 10 safeties in the country by Rivals.com, ESPN, 247 Sports and Scout.com, including being the top-ranked safety by Rivals.com. He ranks among the top 150 overall prospects in the country by all four services, including No. 71 in the ESPN300 and No. 76 by Rivals.com. He is also a consensus choice as one of the top 20 players in the state of California. Jackson also played basketball at Franklin High.



Jackson participated in the Under Armour All-American game following his senior season. He chose Nebraska over dozens of offers including USC, UCLA, Oregon, Arizona State and Michigan. Jackson was born on April 13, 1998, and is the son of Catherine Horton.

## **PERNELL JEFFERSON** **6-2, 225, LB, NEW ORLEANS, LA.** **(WARREN EASTON HS)**

Pernell Jefferson joins the Nebraska program after an excellent career at Warren Easton High School in New Orleans, one of the state's top Class 4A programs. Jefferson totaled more than 400 tackles in four seasons on the varsity squad.

As a senior, Jefferson helped Coach Antonio Hull's team to a 12-2 record and a trip to the semifinals of the Class 4A playoffs. The Eagles limited the opposition to 14 points or fewer in nine games. Jefferson recorded 108 total tackles, including 14 tackles for loss, while adding four fumbles caused, two fumble recoveries and an interception. For his play as a senior, Jefferson was a Louisiana all-state selection by USA Today and earned honorable-mention All-New Orleans Metro selection.

In 2014, Jefferson was also a strong defensive presence, recording 115 tackles, 13 tackles for loss, an interception, five fumbles caused and two fumble recoveries. His play helped Easton High School to a 12-3 record and a trip to the 4A state championship game, where the Eagles fell by a single point. Jefferson earned honorable-mention all-state and all-district accolades for his performance in 2014.

Jefferson helped Easton High to a 10-4 record as a sophomore when he had 93 tackles and 10 tackles for loss to earn all-district honors. Jefferson added four fumbles caused, two fumble recoveries and an interception. He also made 87 tackles, including seven tackles for loss as a freshman.

Jefferson is ranked among the top 50 prospects in Louisiana by both 247Sports and Rivals.com. He is also listed among the nation's top 65 outside linebackers by both of those media outlets. Jefferson was originally committed to Oklahoma and also visited Indiana. His other offers included Arizona State, Kansas, Miami, Mississippi State, Missouri, TCU and Texas Tech. He also competed in track and basketball at Easton High School.

Jefferson was born on Sept. 5, 1996, and is the son of Tracy and Percy Jefferson.

## **CALEB LIGHTBOURN** **PK/P, 6-3, 220, WASHOUGAL, WASH. (CAMAS HS)**

Caleb Lightbourn joins the Nebraska program regarded as one of the top specialists in the nation in the 2016 recruiting class. Lightbourn has excelled as both a punter and place-kicker for Coach Jon Eagle at Camas High School in Washington.

Lightbourn missed a good portion of the 2015 season recovering from a knee injury, but did contribute to a Camas team that finished with an 11-1 record and reached the quarterfinals of the WIAA Class 4A playoffs. He averaged 45 yards on four punts in 2015.

In 2014, Lightbourn connected on 97 percent of his extra-point attempts and made 4-of-5 field goals. The Papermakers' high-powered offense rarely punted, but Lightbourn averaged better than 45 yards on his limited attempts and produced touchbacks on better than 90 percent of his kickoffs. Lightbourn's special teams' efforts helped Camas to a 10-1 record and a trip to the WIAA playoffs, and he earned all-league honors for his performance.

Lightbourn was also a member of the varsity as a sophomore in 2013, when Camas went 13-1, before losing in the state championship game.

Lightbourn is ranked as the No. 7 punter in the nation by 247Sports and the 11th-best punter in the country by Scout.com. He is also listed among the top 20 prospects in Washington by 247 Sports, ESPN and Scout.com. He also competes in soccer and track for Camas High.

Lightbourn chose Nebraska over Washington. He was born on Nov. 12, 1997, and is the son of Edgar Lightbourn and Marjie Van Der Laan.

## **COLLIN MILLER** **6-3, 235, DE, FISHERS, IND.** **(HAMILTON SOUTHEASTERN HS)**

Collin Miller will join the Nebraska program as a defensive end prospect. The 6-3, 235-pound Miller has been a disruptive force at Hamilton Southeastern High School for the past three seasons.

In 2015, Miller dominated as a pass rusher, helping Coach Scott May's team to an 8-2 record and a trip to the Class 6A state playoffs. Miller recorded 110 total tackles, including 68 unassisted stops. He had 25 tackles for loss, including 11 sacks for 62 yards in losses, while adding 23 quarterback hurries. Miller has a nose for the football, adding four fumbles caused, two fumble recoveries and four breakups.

Miller was a first-team Associated Press Class 6A all-state selection in Indiana, and was also named to the USA Today Indiana all-state team. He was also an HCC all-conference pick.

During his junior season, Miller posted similar numbers, helping the Royals to a state playoff berth. He totaled 66 tackles, including 10 tackles for loss and five sacks. He added 22 quarterback hurries, four pass breakups, caused three fumbles and blocked a punt.

Miller first made an impact as a sophomore, contributing to a 7-3 season for Hamilton Southeastern. He had 59 tackles, including 12 tackles for loss, six sacks and a fumble caused.

Miller is ranked among the top 10 players in Indiana by Rivals.com, which also lists Miller as the No. 34 outside linebacker in the nation. Miller also visited Purdue and Indiana, and had offers from numerous schools including Arizona State, Duke, Georgia Tech, North Carolina State, Pitt, Syracuse, Illinois, Louisville and West Virginia. Miller also played baseball at Hamilton Southeastern.

Miller was born on July 1, 1997, and is the son of Kim Miller.

## **PATRICK O'BRIEN** **6-4, 230, QB, SAN JUAN CAPISTRANO, CALIF.** **(SAN JUAN HILLS HS)**

Quarterback Patrick O'Brien was one of two members of the 2016 recruiting class to join the Nebraska program in January. The 6-4, 230-pound O'Brien comes to the Huskers from California and is regarded as one of the nation's top 10 quarterbacks by multiple recruiting services.

O'Brien led San Juan Hills High School to an 8-3 record and a berth in the 2015 CIF Southern Section playoffs. O'Brien threw for 2,895 yards and 32 touchdowns for Coach Aaron Flowers' team, while also completing an impressive 74.3 percent of his passes. O'Brien also showed outstanding ability as a runner, picking up 626 yards on 110 carries, with eight rushing touchdowns.

O'Brien threw for better than 300 yards four times as a senior and had a pair of games with five touchdown passes. He topped 70 rushing yards four times, with a single-game high of 118 rushing yards. O'Brien engineered a Stallion offense that posted 50 or more points five times in the 2015 season. O'Brien was rewarded for his outstanding senior season, being chosen as a first-team All-South Coast league quarterback. He was also named to the second-team all-state team in California by USA Today.

A finalist at the Elite 11 quarterback competition in the summer of 2015, O'Brien also competed in Nike's The Opening football showcase. O'Brien had a strong junior season at San Juan Hills. In his first year as a starter, O'Brien completed nearly 66 percent of his passes for 2,093 yards and 12 touchdowns, while throwing for at least 200 yards six times. He also ran for 640 yards and 13 touchdowns.

O'Brien is ranked among the nation's top 10 quarterbacks by both 247Sports and Rivals.com. He is also listed among the top 300 overall prospects in the country by 247Sports, Rivals.com and Scout.com, while ranking among the top 35 overall players in California.

O'Brien committed to Nebraska last summer and did not take any other visits. He had numerous offers including Colorado, Colorado State, Texas Tech and UNLV. O'Brien was born on July 18, 1997, and is the son of Paul and Anna O'Brien.

## **JOHN RARIDON** **OL, 6-4, 275, WEST DES MOINES, IOWA** **(VALLEY HS)**

John Raridon was one of the first commits to Nebraska's 2016 recruiting class, pledging his intent to be a Cornhusker in September of 2014. The 6-4, 275-pound Raridon is regarded as one of the top nation's top offensive line prospects and the top overall recruit in Iowa.

Raridon will become a second-generation Cornhusker, joining his father, Scott, who played offensive line for the Huskers. The older Raridon was a three-year letterwinner from 1981 to 1983, helping Nebraska to three Big Eight titles, three Orange Bowl appearances and two NCAA rushing titles.

John Raridon helped Valley High School in West Des Moines rank as one of the top prep programs in Iowa over the past several years. As a senior, Raridon's dominant blocking helped Coach Gary Swenson's team to a 10-3 record and a trip to the Class 4A state semifinals. The Tigers had a powerful offense, scoring better than 40 points seven times during the 2015 season. Raridon stacked up at least five pancakes in every game, with several double-figure pancake efforts.

Raridon was named to the Elite Team on the Des Moines Register's 2015 all-state football team, marking his third straight year with that recognition. He was also a first-team all-state selection by the Iowa Newspaper Association, and made USA Today's Iowa all-state team, and was an honorable-mention Parade All-American.

During his junior season, Raridon helped Valley High to a 10-2 record and a trip to the state quarterfinals. He was a first-team all-state pick. Raridon first earned all-state accolades during his sophomore season, when his play helped Valley High to a 10-3 record and a Wes berth in the state semifinals.

Raridon participated in the Army All-American Game in San Antonio in January. He is a consensus choice as the top overall player in Iowa by Rivals.com, Scout.com, ESPN and 247Sports. He is a consensus choice as one of the top 10 offensive guards in the nation, including No. 2 by Scout.com. Raridon is also a two-time academic all-conference choice off the field. He also participated in basketball at Valley High and helped the school win the Class 4A state title in 2016.

Raridon only visited Nebraska but had numerous offers including Arkansas, Illinois, Iowa, Iowa State, Kansas State, Missouri, Oklahoma, Oregon, Stanford and Wisconsin. Raridon is the son of Scott and Traci Raridon, and he was born on Feb. 28, 1998.

## **GREG SIMMONS** **LB, 6-2, 240, FORT PIERCE, FLA.** **(FORT PIERCE CENTRAL HS)**

Greg Simmons joins the Nebraska program after a standout career at Fort Pierce Central High School in Florida. The 6-2, 225-pound Simmons was a three-time all-area pick, and helped Coach Josh Shaffer's team to a strong 2015 season behind his standout defensive play.

Simmons was a defensive leader for the Cobras in 2015, registering 139 tackles, 26 tackles for loss, 10 sacks, and interception and five caused fumbles. His play helped Fort Pierce Central to a 6-3 record in Class 8A, the largest class in Florida. Simmons was No. 4 on the 2015 Treasure Coast Palm Super 11.

During his junior season, Simmons recorded 90 tackles and registered 10 sacks and an interception. His play helped Central to a berth in the Class 8A playoffs. Pierce was also a member of the varsity team in 2013, when Central posted an 11-2 record and reached the regional finals of the Class 8A playoffs before losing.

Simmons is ranked as the No. 14 inside linebacker in the country by ESPN, and among the top 35 inside linebackers by both Rivals.com and 247 Sports. He is also listed as the No. 81 overall prospect in Florida by ESPN. Off the field, Simmons is a nine-time honor roll student in high school.

Simmons did not take any other visits, but had numerous offers including Cincinnati, Indiana, Kentucky, Louisville, Maryland, Miami and North Carolina State. Simmons was born on Sept. 30, 1996, and is the son of Greg Simmons Sr.

## **JD SPIELMAN** **WR, 5-9, 180, EDEN PRAIRIE, MINN.** **(EDEN PRAIRIE HS)**

JD Spielman joins the Nebraska program after a career as an electrifying playmaker at Eden Prairie High School in the Minneapolis area. The 5-9, 180-pound Spielman has the ability to make an impact not only as a skill player on offense, but also in the return game.

As a senior, Spielman helped Coach Mike Grant's Eden Prairie team to an 11-1 record and a trip to the quarterfinals of the Class AAAAAA playoffs. Spielman rushed for 1,259 yards on just 102 carries for an average of better than 12 yards per rush, while scoring 19 rushing touchdowns. He also had 151 receiving yards and two touchdown receptions.

Spielman had 234 kickoff return yards and also totaled 241 yards on 12 punt returns. Defensively, Spielman had more than 100 tackles, and a pair of interception returns for touchdowns. His play in 2015 earned Spielman recognition as the Minnesota Gatorade Player of the Year, the Minnesota 6A Player of the Year and the USA Today Minnesota Offensive Player of the Year. He also earned first-team AP all-state honors and first-team USA Today Minnesota all-state accolades as a running back.

Spielman's game-breaking ability helped Eden Prairie to a perfect 13-0 record and Class AAAAAA state title in 2014. Spielman was a difference-maker on offense and in the return game, and earned AP all-state honors as an all-purpose performer. Spielman was also on the Eden Prairie varsity squad in 2013 when the team went 12-0 and captured a state title.

In addition to his football skills, Spielman was also a standout lacrosse player at Eden Prairie. He has helped the school to a pair of state championships and originally committed to play lacrosse at Ohio State.

Spielman is ranked among the top three prospects in Minnesota by Rivals.com, ESPN and 247 Sports. Each of the three services rank him among the top 50 athlete prospects in the country. Spielman chose Nebraska over offers from Iowa, Iowa State, Michigan and Minnesota. He participated in the Semper Fi All-American Game.

He was born on Dec. 4, 1997. Spielman is the adopted son of Minnesota Vikings General Manager Rick Spielman and his wife, Michele. JD Spielman's uncle is former Ohio State All-America linebacker and NFL standout Chris Spielman, who now serves as a college football analyst for ESPN.

## **BEN STILLE** **DL, 6-5, 240, ASHLAND, NEB** **(ASHLAND-GREENWOOD HS)**

Ben Stille is one of two in-state products in Nebraska's 2016 recruiting class. The 6-5, 240-pound Stille joins the Husker program after starring on both sides of the ball at Ashland-Greenwood High School.

Stille helped Coach Ryan Thompson's Bluejay team to an 8-3 record and a trip to the Class C-1 state quarterfinals in 2015. Stille caught 26 passes for 415 yards and five touchdowns from his tight end position. He was a dominant force as a defensive end, recording 79 tackles, including 46 solo stops, while adding 17 tackles for loss and nine sacks. Stille also handled kicking and punting chores for Ashland-Greenwood, making 46-of-49 PATs and three field goals.

For his play as a senior, Stille was a first-team Super State choice by the Lincoln Journal Star and a first-team All-Nebraska pick by the Omaha World-Herald. He was also an honorary captain of the Class C-1 all-state teams by both newspapers. He was also the USA Today Nebraska Defensive Player of the Year, and made the publications Nebraska all-state team.

In 2014, Stille caught 16 passes for 538 yards, an average of nearly 34 yards per reception with 10 of the catches ending in touchdowns. He also had 63 tackles, including 19 tackles for loss and 10 sacks, while connecting on all four of his field goal attempts. His effort helped Ashland-Greenwood to a 12-1 record and a runner-up finish in the Class C-1 playoffs.

Stille earned first-team Class C-1 all-state honors as a tight end from the Omaha World-Herald and was an honorable-mention all-state choice by the Lincoln Journal Star.

Stille made his first big impact as a sophomore, helping the Bluejays to an 11-2 record and a trip to the state championship game. He had 41 tackles and four interceptions on defense, while adding 10 receptions for 199 yards and three touchdowns. He also made 7-of-12 field goals. Stille was on the varsity as a freshman helping the school to a 7-3 record and state playoff appearance.

Stille was also a standout wrestler for the Bluejays. He posted a 44-0 record at 285 pounds in 2016 to win his second straight Class B state title. He had a 34-0 record and won the Class B title at 220 pounds in 2015, after posting a 35-5 record and finishing third in the state at 182 pounds in 2014. Off the field, Stille is an honor student who has earned academic all-state honors five times.

Stille is ranked among the top three players in Nebraska, and is listed as the No. 33 strongside defensive end in the country by 247 Sports. Stille only visited Nebraska but had offers from Army, Iowa, Iowa State, Ohio, Vanderbilt and Wyoming. Stille was born on Nov. 12, 1997, and is the son of Kevin and Karen Stille.

## **JACK STOLL** **TE, 6-4, 235, LONE TREE, COLO. (REGIS JESUIT HS)**

Jack Stoll is one of two Colorado prep standouts in the Huskers' 2016 recruiting class, joining JoJo Domann of Colorado Springs. The 6-4, 235-pound Stoll excelled as a tight end during his prep career at Regis Jesuit High in Aurora, Colo.

During his senior season, Stoll caught 32 passes for 434 yards and six touchdowns for Coach Danny Filleman's team. Stoll's play helped Regis Jesuit to a 9-3 record and a trip to the quarterfinals of the Colorado 5A state playoffs. Stoll earned second-team all-state honors from the Colorado High School Athletic Association in 2015.

Stoll also helped Regis to a state quarterfinal appearance and an overall 10-2 record during his junior season. From his tight end position, Stoll caught 19 passes for 176 yards and four touchdowns. Stoll was also a factor in the passing game as a sophomore, helping his team to a 9-2 record and a state playoff appearance en route to all-conference honors.

Stoll was named a Blue-Grey All-American. He was ranked as the No. 3 prospect in Colorado by both Rivals.com and ESPN, while 247 Sports ranked him as the fourth-best prospect in the state. ESPN ranked Stoll as the nation's No. 9 tight end, while Rivals.com, Scout.com and 247 all listed him among the top 40 players at the position.

Stoll only visited Nebraska, but had numerous offers including Air Force, Colorado, Colorado State, New Mexico, Texas and Wyoming. Stoll was a second-team academic all-state selection, and has also competed in basketball and track and field for Regis Jesuit High.

Stoll was born on Jan. 28, 1998, and is the son of Chris and Mary Grace Stoll.

## **BOE WILSON** **OL, 6-3, 295, LEE'S SUMMIT, MO.** **(LEE'S SUMMIT WEST HS)**

Boe Wilson joined the Nebraska recruiting class from Lee's Summit West High School, continuing a trend of Nebraska recruiting success in the Kansas City area. The 6-3, 295-pound Wilson is regarded as one of the top offensive linemen in the Midwest region.

Wilson was a three-year standout for Lee's Summit West and Coach Royce Boehm. As a senior, Wilson's play helped Lee's Summit West to a trip to the second round of the Class 6 state playoffs. Wilson's blocking helped the offense top 30 points in six games during the 2015 season. Wilson was named to the USA Today Missouri all-state team.

Wilson also helped his school to a state playoff appearance in 2014, when Lee's Summit West posted a 6-4 overall mark. Lee's Summit had a powerful offense in 2014, averaging nearly 375 yards of total offense per game. His play as a junior earned Wilson first-team all-conference honors.

Wilson was a second-team all-state selection as a sophomore in 2013 when Lee's Summit West posted a 13-1 record and captured the Class 5 state title.

Wilson participated in the Under Armour All-American game in January. He is ranked among the top 10 offensive guards in the country by both Scout.com and ESPN. He is also listed as a top 10 prospect in the state of Missouri by both ESPN and 247Sports. Wilson also throws the shot put and discus on the Lee's Summit West track and field team.

Wilson did not take any other visits, but had a strong group of offers including Indiana, Kansas, Louisville and Purdue. Wilson is the son of Gina Vatz and Harry Wilson, and he was born on Aug. 23, 1997.

## **2016 WALK-ON COMMITMENTS** **TY CHAFFIN**

### **WR, 6-5, 200, BURWELL, NEB. (BURWELL HS)**

Ty Chaffin played in 12 games as a senior at Burwell and caught 48 passes for 870 yards and 14 touchdowns. He also had five carries for 39 yards. After the season, Chaffin was named an all-state wide receiver. On defense, Chaffin recorded 49 tackles, 27 of which were solo stops. As a junior in 2014, Chaffin had 34 receptions for 840 yards and 15 touchdowns in nine games. On defense, he tallied 12 unassisted tackles and 34 total tackles. As a sophomore in 2013, he caught 17 passes for 219 yards and one touchdown in seven games. On defense, he had 16 tackles. Chaffin's play helped Burwell finish as the state runner-up in 2015, its best finish in school history. Burwell also advanced to the second round of the state tournament in both 2013 and 2014. Chaffin was also a standout on the basketball court, earning honorable-mention all-state honors each of his final two seasons. He averaged better than nine points per game in 2015-16.

### **CREIGHTON HAMIK** **LB, 6-3, 210, KEARNEY, NEB.** **(KEARNEY CATHOLIC HS)**

Creighton Hamik had 160 tackles and four interceptions during his career as a linebacker at Kearney Catholic. A knee injury kept him on the sidelines for several games during his senior season, but he was still able to catch eight passes for 106 yards and one touchdown on offense. As a junior in 2014, he caught eight passes for 139 yards and three touchdowns to help Kearney Catholic advance to the state playoffs. Hamik also played in the state playoffs as a sophomore in 2013 for the Stars.

**TANNER HASS****ATH, 6-0, 195, WEST POINT, NEB.****(GUARDIAN ANGELS HS)**

Tanner Hass was a running back and linebacker for Guardian Angels Central Catholic, where he helped the Bluejays to Class D-1 state playoff appearances in 2013, 2014 and 2015. Hass collected all-state honors as a senior after running for 1,778 yards and 35 touchdowns. He also had 13 receptions for 124 yards during his senior campaign. Defensively, Hass recorded 60 tackles, 40 of which were solo stops, including 10 tackles for loss. Hass also played basketball for Guardian Angels Central.

**BRANDEN HOHENSTEIN****TE, 6-4, 205, SIOUX CITY, IOWA****(BISHOP HEELAN HS)**

Branden Hohenstein earned Class 3A first-team all-state honors as a defensive lineman in 2015. The 6-4, 205-pound Iowa product also played tight end for Bishop Heelan Catholic in Sioux City. Hohenstein helped lead the Crusaders to a state playoff berth in 2015 under Coach Roger Jansen. In 2014, Bishop Heelan finished as the Class 3A state runner-up.

**TODD HONAS****WR, 5-11, 200, AURORA, NEB. (AURORA HS)**

Todd Honas was a wide receiver and cornerback for Aurora High School, where he helped the Huskies to a Class B state runner-up finish in 2015. Honas holds the Class B state records for career receiving yards (2,353), single-season receiving yards (1,180), career receptions (144) and single-season receptions (73). He set both single-season records during his senior campaign in 2015. Honas earned second-team Super-State honors on two occasions, while also garnering a spot on the Class B all-state team twice. As a junior in 2014, Honas caught 71 passes for 1,173 yards to help Aurora to a state playoff berth. Honas also played basketball for the Huskies, helping Aurora to the Class B state semifinals in 2016.

**TAVLIN HUNT****LB, 6-0, 215, LINCOLN, NEB. (NORTH STAR HS)**

Tavlin Hunt helped Lincoln North Star to a berth in the 2015 state playoffs as a running back and middle linebacker for the Gators under Coach Mark Waller. As a senior, Hunt earned honorable-mention all-state honors after rushing 101 times for 454 yards and four touchdowns. He also returned kickoffs and tallied 56 tackles defensively, 26 of which were unassisted stops. As a junior in 2014, Hunt had 60 carries for 319 yards and five touchdowns.

**GRANT JORDAN****FB, 6-1, 205, OMAHA, NEB. (WESTSIDE HS)**

Grant Jordan was an outside linebacker and tight end for Omaha Westside, where he helped the Warriors to a quarterfinal appearance in the state playoffs. As a junior in 2014, Jordan played 10 games and recorded 31 solo tackles and 13 assisted tackles. He added six tackles for loss and four sacks. Jordan also returned an interception 85 yards for a touchdown. Westside qualified for the state playoffs in 2015 as well.

**SPENCER JORDAN****LB, 6-2, 215, OMAHA, NEB. (WESTSIDE HS)**

Spencer Jordan was an outside linebacker and fullback for Omaha Westside, where he helped the Warriors to a quarterfinal appearance in the state playoffs. As a junior in 2014, Jordan played in 10 games, running once for three yards and catching two passes for 10 yards. He recorded 63 tackles, 35 of which were solo stops, and two sacks. Westside also qualified for the state playoffs in 2015.

**ELI SULLIVAN****DB, 6-2, 190, LONGMONT, COLO. (LONGMONT HS)**

A four-year starter at Longmont High School in Colorado, Eli Sullivan totaled 32 touchdowns during his career. As a senior in 2015, Sullivan caught 12 passes for 296 yards and three touchdowns, while rushing 60 times for 524 yards and seven touchdowns. Defensively, he had 32 tackles, 21 of which were solo stops, and added four interceptions. As a junior in 2014, he tallied 50 receptions for 661 yards and four touchdowns and also had 62 carries for 249 yards and four touchdowns. Sullivan also returned kickoffs and punted for Longmont. As a sophomore in 2013, Sullivan recorded 89 carries for 878 yards and seven touchdowns, while catching 27 passes for 500 yards and three TDs through the air. Sullivan also ran track and played basketball for Longmont. He helped Longmont to a 25-2 record in basketball in 2015-16.



## 2015 NEBRASKA INDIVIDUAL HONORS

### NATIONAL HONORS

#### TOMMY ARMSTRONG JR., QB

- Earl Campbell Tyler Rose Award Watch List
- Maxwell Award Watch List
- Manning Award Watch List

#### MALIEK COLLINS, DT

- Lombardi Award Watch List
- Outland Trophy Watch List
- Bronko Nagurski Trophy Watch List
- Bednarik Award Watch List

#### SAM FOLTZ, P

- Ray Guy Award Candidate

#### NATE GERRY, S

- Lott Trophy Watch List

#### DE'MORNAY PIERSON-EL, WR/PR

- Paul Hornung Award Watch List

#### JORDAN WESTERKAMP, WR

- Biletnikoff Award Watch List

### NATIONAL ACADEMIC HONOR

#### CHRIS WEBER, LB

- First-Team Academic All-District 7

### B1G PLAYER-OF-THE-YEAR HONOR

#### SAM FOLTZ, P

- Eddleman-Fields Big Ten Punter of the Year

### ALL-BIG TEN HONORS

#### DREW BROWN, PK

- Second-Team All-Big Ten (Media, AP)
- Honorable-Mention All-Big Ten (Coaches)

#### CETHAN CARTER, TE

- Honorable-Mention All-Big Ten (Media)

#### MALIEK COLLINS, DT

- Second-Team All-Big Ten (Coaches, AP)
- Third-Team All-Big Ten (Media, Phil Steele)

#### SAM FOLTZ, P

- First-Team All-Big Ten (Coaches, Media, AP, Phil Steele, ESPN.com)

#### NATE GERRY, S

- Third-Team All-Big Ten (Media)
- Honorable-Mention All-Big Ten (Coaches)

#### ANDY JANOVICH, FB

- Honorable-Mention All-Big Ten (Coaches)

#### JOSHUA KALU, CB

- Honorable-Mention All-Big Ten (Coaches)

#### ALEX LEWIS, OT

- Second-Team All-Big Ten (Coaches)
- Third-Team All-Big Ten (Media, Phil Steele)

#### JORDAN WESTERKAMP, WR

- First-Team All-Big Ten (Phil Steele)
- Second-Team All-Big Ten (Coaches, Media, AP)

### BIG TEN ALL-FRESHMAN HONORS

#### FREEDOM AKINMOLADUN, DE

- All-Freshman Team (BTN.com, ESPN)

#### STANLEY MORGAN JR., WR

- All-Freshman Team (BTN.com)

#### DEDRICK YOUNG, LB

- All-Freshman Team (BTN.com, ESPN)

#### NICK GATES, OL

- All-Freshman Team (BTN.com, ESPN)

### B1G PLAYER-OF-THE-WEEK HONORS

#### TOMMY ARMSTRONG JR., QB

- Co-Offensive Player of the Week (Southern Miss)
- Offensive Player of the Week (Michigan State)

#### SAM FOLTZ, P

- Special Teams Player of the Week (Illinois)

#### TERRELL NEWBY, IB

- Co-Offensive Player of the Week (So. Alabama)

### BIG TEN ALL-BOWL TEAM

#### NICK GATES, OT

### NEBRASKA SCHOLARSHIPS

#### LANE HOVEY

- Brook Berringer Memorial Scholarship

#### DE'MORNAY PIERSON-EL

- George Sullivan Endowed Scholarship

#### GIVENS PRICE

- Jake Young Memorial Scholarship

### NEBRASKA SEASON CAPTAINS

- Tommy Armstrong Jr., QB

- Maliek Collins, DT

- Jack Gangwish, DE

- Nate Gerry, S

- Alex Lewis, OT

- Jordan Westerkamp, WR

### NEBRASKA TEAM AWARDS

#### AVERY ANDERSON, DB

- Scout Team Special Teams MVP

#### CHRISTIAN BAILEY, WR

- Scout Team Offensive MVP

#### JALIN BARNETT, OL

- Scout Team Offensive MVP

#### ALEX BORYCA, LB

- Scout Team Special Teams MVP

#### CETHAN CARTER, TE

- Most Improved Player Award

#### ALEX DAVIS, DE

- Scout Team Defensive MVP

#### ROSS DZURIS, DE

- Most Improved Player Award

#### JACK GANGWISH, DE

- Guy Chamberlin Trophy

#### ANDY JANOVICH, FB

- Tom Novak Trophy
- Lifter of the Year Award
- Lunch Bucket Award

#### REID KAREL, DB

- Scout Team Defensive MVP

#### GREG MCMULLEN, DE

- Husker Pride Award

#### STANLEY MORGAN JR., WR

- Newcomer of the Year Award

#### RYNE REEVES, C

- Pat Clare Award
- Cletus Fischer Native Son Award

#### ZACH STERUP, OL

- Husker Pride Award

#### CHRIS WEBER, LB

- Walk-on of the Year

#### JACOB WEINMASTER, LB

- Scout Team Special Teams MVP

#### DEDRICK YOUNG, LB

- Newcomer of the Year Award

### ACADEMIC ALL-BIG TEN (22)

Name	Yr. <sup>^</sup>	Major	Hometown
Freedom Akinmoladun	So.	Psychology	Grandview, Mo.
Taaariq Allen	Sr.	Child, Youth & Family Studies	Weston, Mass.
Josh Banderas	Jr.	Management	Lincoln, Neb.
Byerson Cockrell	Sr.	Sociology	Columbus, Miss.
Maliek Collins	Jr.	Sociology	Kansas City, Mo.
Sam Cotton	Sr.	Business Administration/Marketing	Lincoln, Neb.
Jerald Foster	So.	Construction Management	Lincoln, Neb.
Luke Gifford	So.	Business Administration	Lincoln, Neb.
Sam Hahn	Sr.	Agronomy	DeWitt, Neb.
Lane Hovey*	Sr.	Finance	Adel, Iowa
Chris Jones	So.	Sociology	Jacksonville, Fla.
Harrison Jordan	Jr.	Business Administration	Omaha, Neb.
Joshua Kalu	So.	Nutrition Science	Houston, Texas
Chris Long	Sr.	Child, Youth & Family Studies	Blair, Neb.
Luke McNitt	Jr.	Business Administration	Kearney, Neb.
Ryne Reeves	Sr.	Economics	Crete, Neb.
Brandon Reilly	Sr.	Marketing	Lincoln, Neb.
Anthony Ridder	Sr.	Psychology	West Point, Neb.
Mick Stoltenberg	Jr.	Business Administration	Gretna, Neb.
David Sutton	Sr.	Management/Marketing	Lincoln, Neb.
Dylan Utter	Sr.	History	Papillion, Neb.
Chris Weber	Sr.	Nutrition Science	Omaha, Neb.

<sup>^</sup>year represents academic standing; \*4.0 GPA

## 2015 Nebraska Schedule and Results

DATE	OPPONENT	RESULT	SCORE	RECORD	CONFERENCE	TIME	ATTEND
Sept. 5	BYU	L	28-33	0-1	0-0	3:42	89,959
Sept. 12	South Alabama	W	48-9	1-1	0-0	3:22	89,922
Sept. 19	at Miami	L	33-36 (OT)	1-2	0-0	4:13	53,580
Sept. 26	Southern Miss	W	36-28	2-2	0-0	3:40	89,899
Oct. 3	at Illinois *	L	13-14	2-3	0-1	3:34	40,138
Oct. 10	Wisconsin *	L	21-23	2-4	0-2	3:26	89,886
Oct. 17	at Minnesota *	W	48-25	3-4	1-2	3:25	54,062
Oct. 24	Northwestern *	L	28-30	3-5	1-3	3:30	89,493
Oct. 31	at Purdue *	L	45-55	3-6	1-4	3:45	31,351
Nov. 7	#6 Michigan State *	W	39-38	4-6	2-4	3:38	90,094
Nov. 14	at Rutgers *	W	31-14	5-6	3-4	3:13	45,606
Nov. 27	#3 Iowa *	L	20-28	5-7	3-5	3:23	90,830
Dec. 26	vs. UCLA ^	W	37-29	6-7	3-5	3:18	33,527

\* Big Ten conference game    ^ Holiday Bowl

## Team Statistics

TEAM STATISTICS	NU	OPP
SCORING	427	362
Points Per Game	32.8	27.8
Points Off Turnovers	51	93
FIRST DOWNS	296	246
Rushing	114	57
Passing	160	163
Penalty	22	26
RUSHING YARDAGE	2,340	1,428
Yards gained rushing	2,650	1,756
Yards lost rushing	310	328
Rushing Attempts	496	379
Average Per Rush	4.7	3.8
Average Per Game	180.0	109.8
TDs Rushing	24	18
PASSING YARDAGE	3,470	3,777
Comp-Att-Int	256-458-21	293-506-10
Average Per Pass	7.6	7.5
Average Per Catch	13.6	12.9
Average Per Game	266.9	290.5
TDs Passing	27	25
TOTAL OFFENSE	5,810	5,205
Total Plays	954	885
Average Per Play	6.1	5.9
Average Per Game	446.9	400.4
KICK RETURNS: #-Yards	35-616	47-888
PUNT RETURNS: #-Yards	11-114	18-207
INT RETURNS: #-Yards	10-143	21-370
KICK RETURN AVERAGE	17.6	18.9
PUNT RETURN AVERAGE	10.4	11.5
INT RETURN AVERAGE	14.3	17.6
FUMBLES-LOST	11-6	15-5
PENALTIES-Yards	94-829	84-751
Average Per Game	63.8	57.8
PUNTS-Yards	61-2,662	71-2,852
Average Per Punt	43.6	40.2
Net punt average	39.4	40.6
KICKOFFS-Yards	80-4,838	70-4,206
Average Per Kick	60.5	60.1
Net kick average	39.4	40.6
TIME OF POSSESSION/Game	32:24	27:36
3RD-DOWN Conversions	81/181	64/188
3rd-Down Pct	45%	34%
4TH-DOWN Conversions	5/8	9/25
4th-Down Pct	62%	36%
SACKS BY-Yards	24-162	14-143
MISC YARDS	0	0
TOUCHDOWNS SCORED	52	45
FIELD GOALS-ATTEMPTS	21-27	16-24
ON-SIDE KICKS	1-4	1-2
RED-ZONE SCORES	(48-54) 89%	(40-49) 82%
RED-ZONE TOUCHDOWNS	(38-54) 70%	(28-49) 57%
PAT-ATTEMPTS	(44-46) 96%	(40-41) 98%
ATTENDANCE	629,983	224,737
Games/Avg Per Game	7/89,998	5/44,947
Neutral Site Games		1/33,527

SCORE BY QUARTERS	1ST	2ND	3RD	4TH	OT	TOTAL
Nebraska	91	106	89	141	0	427
Opponents	55	107	82	115	3	362



# 2015 Nebraska Individual Statistics

RUSHING	GP	ATT	GAIN	LOSS	NET	AVG	TD	LONG	AVG/G
Newby, Terrell	13	147	786	21	765	5.2	6	69	58.8
Cross, Imani	12	111	470	26	444	4.0	6	38	37.0
Armstrong Jr., Tommy	12	98	563	163	400	4.1	7	32	33.3
Janovich, Andy	13	42	270	5	265	6.3	3	55	20.4
Ozigbo, Devine	11	39	219	3	216	5.5	1	31	19.6
Moore, Alonzo	12	14	112	6	106	7.6	0	19	8.8
Reilly, Brandon	13	11	96	0	96	8.7	0	20	7.4
Carter, Cethan	11	2	48	0	48	24.0	1	32	4.4
Wilbon, Mikale	4	9	42	7	35	3.9	0	19	8.8
Turner, Jamal	13	4	25	2	23	5.8	0	22	1.8
Lewis, Alex	13	0	4	0	4	0.0	0	0	0.3
Pierson-El, De'Mornay	5	3	0	9	-9	-3.0	0	0	-1.8
TEAM	12	9	0	18	-18	-2.0	0	0	-1.5
Fyfe, Ryker	2	7	15	50	-35	-5.0	0	7	-17.5
<b>Total</b>	<b>13</b>	<b>496</b>	<b>2,650</b>	<b>310</b>	<b>2,340</b>	<b>4.7</b>	<b>24</b>	<b>69</b>	<b>180.0</b>
<b>Opponents</b>	<b>13</b>	<b>379</b>	<b>1,756</b>	<b>328</b>	<b>1,428</b>	<b>3.8</b>	<b>18</b>	<b>68</b>	<b>109.8</b>

PASSING	G	EFFIC	CMP-ATT-INT	PCT	YDS	TD	LNG	AVG/G
Armstrong Jr., Tommy	12	128.64	222-402-16	55.2	3,030	22	55	252.5
Fyfe, Ryker	2	140.84	34-55-5	61.8	440	5	52	220.0
Turner, Jamal	13	0.00	0-1-0	0.0	0	0	0	0.0
<b>Total</b>	<b>13</b>	<b>129.82</b>	<b>256-458-21</b>	<b>55.9</b>	<b>3,470</b>	<b>27</b>	<b>55</b>	<b>266.9</b>
<b>Opponents</b>	<b>13</b>	<b>132.96</b>	<b>293-506-10</b>	<b>57.9</b>	<b>3,777</b>	<b>25</b>	<b>83</b>	<b>290.5</b>

RECEIVING	G	NO.	YDS	AVG	TD	LONG	AVG/G
Westerkamp, Jordan	13	65	918	14.1	7	38	70.6
Reilly, Brandon	13	40	754	18.9	4	52	58.0
Morgan Jr., Stanley	13	25	304	12.2	3	33	23.4
Moore, Alonzo	12	24	395	16.5	6	44	32.9
Carter, Cethan	11	24	329	13.7	2	55	29.9
Newby, Terrell	13	24	159	6.6	1	30	12.2
Hovey, Lane	13	12	158	13.2	1	25	12.2
Pierson-El, De'Mornay	5	12	111	9.2	1	19	22.2
Turner, Jamal	13	9	93	10.3	0	20	7.2
Ozigbo, Devine	11	5	62	12.4	0	30	5.6
Allen, Taariq	13	5	41	8.2	1	14	3.2
Cotton, Sam	13	3	35	11.7	0	14	2.7
Janovich, Andy	13	2	58	29.0	0	53	4.5
Wilbon, Mikale	4	2	28	14.0	0	14	7.0
Cross, Imani	12	2	10	5.0	0	8	0.8
Foster, Trey	10	1	9	9.0	1	9	0.9
McNitt, Luke	5	1	6	6.0	0	6	1.2
<b>Total</b>	<b>13</b>	<b>256</b>	<b>3,470</b>	<b>13.6</b>	<b>27</b>	<b>55</b>	<b>266.9</b>
<b>Opponents</b>	<b>13</b>	<b>293</b>	<b>3,777</b>	<b>12.9</b>	<b>25</b>	<b>83</b>	<b>290.5</b>

PUNT RETURNS	NO.	YDS	AVG	TD	LONG
Westerkamp, Jordan	6	61	10.2	0	24
Pierson-El, De'Mornay	4	48	12.0	0	42
Morgan Jr., Stanley	1	5	5.0	0	5
<b>Total</b>	<b>11</b>	<b>114</b>	<b>10.4</b>	<b>0</b>	<b>42</b>
<b>Opponents</b>	<b>18</b>	<b>207</b>	<b>11.5</b>	<b>0</b>	<b>28</b>

INTERCEPTIONS	NO.	YDS	AVG	TD	LONG
Gerry, Nate	4	90	22.5	0	43
Kalu, Joshua	3	41	13.7	1	41
Jones, Chris	2	0	0.0	0	0
Rose, Jonathan	1	12	12.0	0	12
<b>Total</b>	<b>10</b>	<b>143</b>	<b>14.3</b>	<b>1</b>	<b>43</b>
<b>Opponents</b>	<b>21</b>	<b>370</b>	<b>17.6</b>	<b>2</b>	<b>72</b>

KICK RETURNS	NO.	YDS	AVG	TD	LONG
Morgan Jr., Stanley	14	324	23.1	0	42
Stevenson, Jordan	6	85	14.2	0	21
Newby, Terrell	5	77	15.4	0	19
Nelson, Jordan	4	69	17.2	0	22
Reilly, Brandon	2	48	24.0	0	30
Janovich, Andy	2	31	15.5	0	22
TEAM	1	-18	-18.0	0	0
Westerkamp, Jordan	1	0	0.0	0	0
<b>Total</b>	<b>35</b>	<b>616</b>	<b>17.6</b>	<b>0</b>	<b>42</b>
<b>Opponents</b>	<b>47</b>	<b>888</b>	<b>18.9</b>	<b>0</b>	<b>36</b>

FUMBLE RETURNS	NO.	YDS	AVG	TD	LONG
Williams, Kevin	1	1	1.0	0	1
<b>Total</b>	<b>1</b>	<b>1</b>	<b>1.0</b>	<b>0</b>	<b>1</b>
<b>Opponents</b>	<b>1</b>	<b>27</b>	<b>27.0</b>	<b>0</b>	<b>27</b>

FIELD GOALS	FGM-FGA	PCT	01-19	20-29	30-39	40-49	50-99	LG	BLK
Brown, Drew	21-27	77.8	0-0	6-7	2-3	12-14	1-3	50	1
<b>Totals</b>	<b>21-27</b>	<b>77.8</b>	<b>0-0</b>	<b>6-7</b>	<b>2-3</b>	<b>12-14</b>	<b>1-3</b>	<b>50</b>	<b>1</b>
<b>Opponents</b>	<b>16-24</b>	<b>66.7</b>	<b>1-1</b>	<b>6-6</b>	<b>3-5</b>	<b>6-11</b>	<b>0-1</b>	<b>46</b>	<b>0</b>

FG SEQUENCE	NEBRASKA	OPPONENTS
BYU	40,41	(41),(35)
South Alabama	(42),(25)	(36)
Miami (Fla.)	(49)	(23),(27),(41),(28),(28)
Southern Miss	(29),(27),(40),(22),(50),51,29	33,44
Illinois	(39),(28)	51,41
Wisconsin	52	43,(45),(42),39,(46)
Minnesota	31,(45),(41)	(39)
Northwestern	(43),(48)	(28),(18),(27)
Purdue	(41)	-
Michigan State	(44),(43)	(46)
Rutgers	(44)	49
Iowa	(39),(42)	-
UCLA	(20)	46

Numbers in (parentheses) indicate field goal was made.

PUNTING	NO.	YDS	AVG	LONG	TB	FC	I20	50+	BLKD
Foltz, Sam	556	2,477	44.2	67	5	9	15	16	0
Broekemeier, Tyson	5	185	37.0	48	1	2	2	0	0
<b>Total</b>	<b>61</b>	<b>2,662</b>	<b>43.6</b>	<b>67</b>	<b>6</b>	<b>11</b>	<b>17</b>	<b>16</b>	<b>0</b>
<b>Opponents</b>	<b>71</b>	<b>2,852</b>	<b>40.2</b>	<b>77</b>	<b>6</b>	<b>23</b>	<b>20</b>	<b>14</b>	<b>1</b>

KICKOFFS	NO.	YDS	AVG	TB	OB	RETN	NET	YDLN
Brown, Drew	76	4,773	60.4	32	0			
Lindsay, Spencer	1	65	65.0	0	0			
<b>Total</b>	<b>80</b>	<b>4,838</b>	<b>60.5</b>	<b>32</b>	<b>0</b>	<b>888</b>	<b>39.4</b>	<b>25</b>
<b>Opponents</b>	<b>70</b>	<b>4,206</b>	<b>60.1</b>	<b>30</b>	<b>3</b>	<b>616</b>	<b>40.6</b>	<b>24</b>





SCORING	TD	FGS	---- PATS ----		RCV	PASS	DXP	SAF	PTS
			KICK	RUSH					
Brown, Drew	0	21-27	44-46	0-0	0	0-0	0	0	107
Westerkamp, Jordan	7	0-0	0-0	0-0	2	0-0	0	0	46
Armstrong Jr., Tommy	7	0-0	0-0	0-0	0	2-5	0	0	42
Newby, Terrell	7	0-0	0-0	0-0	0	0-0	0	0	42
Cross, Imani	6	0-0	0-0	0-0	0	0-0	0	0	36
Moore, Alonzo	6	0-0	0-0	0-0	0	0-0	0	0	36
Reilly, Brandon	4	0-0	0-0	0-0	0	0-0	0	0	24
Carter, Cethan	3	0-0	0-0	0-0	1	0-0	0	0	20
Morgan Jr., Stanley	3	0-0	0-0	0-0	0	0-0	0	0	18
Janovich, Andy	3	0-0	0-0	0-0	0	0-0	0	0	18
Allen, Taariq	1	0-0	0-0	0-0	0	0-0	0	0	6
Kalu, Joshua	1	0-0	0-0	0-0	0	0-0	0	0	6
Pierson-El, D.	1	0-0	0-0	0-0	0	0-0	0	0	6
Ozigbo, Devine	1	0-0	0-0	0-0	0	0-0	0	0	6
Hovey, Lane	1	0-0	0-0	0-0	0	0-0	0	0	6
Foster, Trey	1	0-0	0-0	0-0	0	0-0	0	0	6
TEAM	0	0-0	0-0	0-0	0	0-0	0	1	2
Fyfe, Ryker	0	0-0	0-0	0-0	0	1-1	0	0	0
<b>Total</b>	<b>52</b>	<b>21-27</b>	<b>44-46</b>	<b>0-0</b>	<b>3</b>	<b>3-6</b>	<b>0</b>	<b>1</b>	<b>427</b>
<b>Opponents</b>	<b>45</b>	<b>16-24</b>	<b>40-41</b>	<b>0-1</b>	<b>2</b>	<b>2-2</b>	<b>0</b>	<b>0</b>	<b>362</b>

TOTAL OFFENSE	G	PLAYS	RUSH	PASS	TOTAL	AVG/G
Armstrong Jr., Tommy	12	500	400	3030	3430	285.8
Newby, Terrell	13	147	765	0	765	58.8
Cross, Imani	12	111	444	0	444	37.0
Fyfe, Ryker	2	62	-35	440	405	202.5
Janovich, Andy	13	42	265	0	265	20.4
Ozigbo, Devine	11	39	216	0	216	19.6
Moore, Alonzo	12	14	106	0	106	8.8
Reilly, Brandon	13	11	96	0	96	7.4
Carter, Cethan	11	2	48	0	48	4.4
Wilbon, Mikale	4	9	35	0	35	8.8
Turner, Jamal	13	5	23	0	23	1.8
Lewis, Alex	13	0	4	0	4	0.3
Pierson-El, De'Mornay	5	3	-9	0	-9	-1.8
TEAM	12	9	-18	0	-18	-1.5
<b>Total</b>	<b>13</b>	<b>954</b>	<b>2340</b>	<b>3470</b>	<b>5810</b>	<b>446.9</b>
<b>Opponents</b>	<b>13</b>	<b>885</b>	<b>1428</b>	<b>3777</b>	<b>5205</b>	<b>400.4</b>

ALL PURPOSE	G	RUSH	REC	PR	KOR	IR	TOT	AVG/G
Newby, Terrell	13	765	159	0	77	0	1001	77.0
Westerkamp, Jordan	13	0	918	61	0	0	979	75.3
Reilly, Brandon	13	96	754	0	48	0	898	69.1
Morgan Jr., Stanley	13	0	304	5	324	0	633	48.7
Moore, Alonzo	12	106	395	0	0	0	501	41.8
Cross, Imani	12	444	10	0	0	0	454	37.8
Armstrong Jr.	12	400	0	0	0	0	400	33.3
Carter, Cethan	11	48	329	0	0	0	377	34.3
Janovich, Andy	13	265	58	0	31	0	354	27.2
Ozigbo, Devine	11	216	62	0	0	0	278	25.3
Hovey, Lane	13	0	158	0	0	0	158	12.2
Pierson-El, De'Mornay	5	-9	111	48	0	0	150	30.0
Turner, Jamal	13	23	93	0	0	0	116	8.9
Gerry, Nate	13	0	0	0	0	90	90	6.9
Stevenson, Jordan	3	0	0	0	85	0	85	28.3
Nelson, Jordan	12	0	0	0	69	0	69	5.8
Wilbon, Mikale	4	35	28	0	0	0	63	15.8
Kalu, Joshua	13	0	0	0	0	41	41	3.2
Allen, Taariq	13	0	41	0	0	0	41	3.2
Cotton, Sam	13	0	35	0	0	0	35	2.7
Rose, Jonathan	9	0	0	0	0	12	12	1.3
Foster, Trey	10	0	9	0	0	0	9	0.9
McNitt, Luke	5	0	6	0	0	0	6	1.2
Lewis, Alex	13	4	0	0	0	0	4	0.3
Fyfe, Ryker	2	-35	0	0	0	0	-35	-17.5
TEAM	12	-18	0	0	-18	0	-36	-3.0
<b>Total</b>	<b>13</b>	<b>2340</b>	<b>3470</b>	<b>114</b>	<b>616</b>	<b>143</b>	<b>6683</b>	<b>514.1</b>
<b>Opponents</b>	<b>13</b>	<b>1428</b>	<b>3777</b>	<b>207</b>	<b>888</b>	<b>370</b>	<b>6670</b>	<b>513.1</b>







# Defensive Statistics

NAME	GP	-----TACKLES-----			TFL-YDS	-SACKS-	---PASS DEF---			---FUMBLES---			BLKD	
		SOLO	AST	TOTAL			INT-YDS	BRUP	QBH	RCV-YDS	FF	KICK	SAF	
Gerry, Nate	13	49	30	79	3-12	1.0-9	4-90	7	.	.	1	.	.	.
Kalu, Joshua	13	51	24	75	5-27	1.0-8	3-41	7	1	.	.	.	1	.
Cockrell, Byerson	12	39	31	70	4-5	.	.	6	.	.	.	.	.	.
Young, Dedrick	12	25	36	61	5-8	.	.	3	2	.	.	.	.	.
Banderas, Josh	9	34	27	61	7-10	.	.	2	1	.	.	.	.	.
Weber, Chris	10	19	30	49	5-10	.	.	2	2	1-0	.	.	.	.
Rose, Jonathan	9	30	12	42	1-1	.	1-12	7	.	.	.	.	.	.
Newby, Marcus	10	17	17	34	5-13	1.0-8	.	4	2	.	.	.	.	.
Collins, Maliek	13	14	15	29	7-30	2.5-22	.	1	6	.	.	.	.	.
McMullen, Greg	13	13	15	28	7-27	4.0-20	.	.	5	.	1	.	.	.
Rose-Ivey, Michael	7	11	16	27	3-3	.	.	1	1	.	.	.	.	.
Jones, Chris	13	21	4	25	2-7	1.0-5	2-0	5	.	.	.	.	.	.
Williams, Aaron	13	17	7	24	3-9	.	.	.	.	.	.	.	.	.
Dzuris, Ross	13	14	10	24	9-19	2.5-10	.	.	5	.	.	.	.	.
Maurice, Kevin	10	10	11	21	3-16	1.0-11	.	.	1	.	2	.	.	.
Akinmoladun, Freedom	11	11	10	21	7-45	4.5-36	.	.	4	.	.	.	.	.
Davie, Daniel	6	17	1	18	.	.	.	5	1	.	.	.	.	.
Gangwish, Jack	10	7	8	15	4-6	1.5-3	.	.	7	1-0	.	.	.	.
Janovich, Andy	13	11	2	13	.	.	.	.	.	.	.	.	1	.
Valentine, Vincent	10	4	6	10	4-25	3.0-24	.	.	1	.	.	.	.	.
Reed, Antonio	13	9	1	10	.	.	.	.	.	.	2	.	.	.
Williams, Kieron	12	5	2	7	.	.	.	.	.	.	.	.	.	.
Gifford, Luke	6	2	5	7	1-3	.	.	.	.	.	.	.	.	.
Taylor, Adam	13	3	2	5	.	.	.	.	.	.	.	.	.	.
Ferguson, Tyrin	11	3	2	5	.	.	.	.	.	.	.	.	.	.
Simpson, Brad	12	3	1	4	.	.	.	.	.	.	.	.	.	.
Williams, Kevin	8	1	3	4	1-2	.	.	.	.	1-1	.	.	.	.
Nabity, Graham	12	2	1	3	.	.	.	.	.	.	.	.	.	.
Joseph, Boaz	11	1	2	3	.	.	.	.	.	.	.	.	.	.
Lewis, Alex	13	2	1	3	.	.	.	.	.	.	.	.	.	.
Stoltenberg, Mick	8	2	.	2	1-6	1.0-6	.	.	.	1-0	.	.	.	.
Ozigbo, Devine	11	.	2	2	.	.	.	.	.	.	.	.	.	.
McNitt, Luke	5	1	1	2	.	.	.	.	.	.	.	.	.	.
Allen, Taariq	13	1	1	2	.	.	.	.	.	.	.	.	.	.
Gates, Nick	10	1	1	2	.	.	.	.	.	.	.	.	.	.
Cross, Imani	12	1	.	1	.	.	.	.	.	.	.	.	.	.
Armstrong Jr., Tommy	12	.	1	1	.	.	.	.	.	.	.	.	.	.
Carter, Cethan	11	1	.	1	.	.	.	.	.	.	.	.	.	.
Foster, Jerald	13	1	.	1	.	.	.	.	.	.	.	.	.	.
Price, Givens	2	.	1	1	.	.	.	.	.	.	.	.	.	.
Westerkamp, Jordan	13	.	1	1	.	.	.	.	.	.	.	.	.	.
Foltz, Sam	12	1	.	1	.	.	.	.	.	.	.	.	.	.
Sterup, Zach	9	.	1	1	.	.	.	.	.	.	.	.	.	.
Thurston, Paul	12	.	1	1	.	.	.	.	.	.	.	.	.	.
Natter, A.J.	3	1	.	1	.	.	.	.	.	.	.	.	.	.
Reilly, Brandon	13	.	1	1	.	.	.	.	.	.	.	.	.	.
Fyfe, Ryker	2	.	1	1	.	.	.	.	.	.	.	.	.	.
Brown, Drew	13	1	.	1	.	.	.	.	.	.	.	.	.	.
TEAM	12	1	.	1	.	.	.	.	.	.	1	.	.	1
Ober, Jordan	13	.	.	.	.	.	.	.	.	1-0	.	.	.	.
<b>Total</b>	<b>13</b>	<b>457</b>	<b>344</b>	<b>801</b>	<b>87-284</b>	<b>24-162</b>	<b>10-143</b>	<b>50</b>	<b>39</b>	<b>5-1</b>	<b>7</b>	<b>2</b>	<b>1</b>	
<b>Opponents</b>	<b>13</b>	<b>489</b>	<b>406</b>	<b>895</b>	<b>83-285</b>	<b>14-143</b>	<b>21-370</b>	<b>47</b>	<b>28</b>	<b>6-27</b>	<b>7</b>	<b>2</b>		

SPECIAL TEAMS TACKLES	S-A/TOT	BYU	USA	MIAMI	USM	ILL	WIS	MINN	NW	PUR	MSU	RUT	IOWA	UCLA
Janovich, Andy	11-2/13	-	-	3-0/3	-	-	1-1/2	1-0/1	-	-	0-1/1	2-0/2	2-0/2	2/0-2
Williams, Kieron	5-1/6	-	0-1/1	-	-	-	-	1-0/1	2-0/2	1-0/1	-	-	1-0/1	-
Reed, Antonio	5-1/6	0-1/1	-	-	-	-	1-0/1	1-0/1	-	1-0/1	-	1-0/1	-	1/0-1
Taylor, Adam	2-3/5	-	-	-	1-0/1	-	0-1/1	-	0-1/1	-	0-1/1	-	-	1/0-1
Ferguson, Tyrin	3-1/4	-	1-0/1	0-1/1	-	-	-	1-0/1	-	-	-	-	-	1/0-1
Jones, Chris	3-1/4	-	1-1/2	-	1-0/1	-	-	-	1-0/1	-	-	-	-	-
Weber, Chris	3-1/4	-	-	-	-	-	-	-	-	1-1/1	1-0/1	-	-	1/0-1
Nabity, Graham	2-1/3	1-0/1	-	0-1/1	1-0/1	-	-	-	-	-	-	-	-	-
Joseph, Boaz	1-2/3	0-1/1	0-1/1	-	-	-	-	-	1-0/1	-	-	-	-	-
Simpson, Brad	3-0/3	-	-	-	1-0/1	-	-	1-0/1	-	-	1-0/1	-	-	-
Rose, Jonathan	1-1/2	-	0-1/1	-	-	-	-	1-0/1	-	-	-	-	-	-
McNitt, Luke	1-1/2	-	-	-	-	-	-	-	-	-	1-0/1	-	-	-
Allen, Taariq	1-1/2	-	-	-	-	-	0-1/1	1-0/1	-	-	-	-	-	-
Williams, Aaron	1-1/2	-	-	-	-	1-0/1	-	-	0-1/1	-	-	-	-	-
Brown, Drew	1-0/1	-	-	1-0/1	-	-	-	-	-	-	-	-	-	-
Stoltenberg, Mick	1-0/1	-	-	-	-	-	-	-	-	-	-	-	1-0/0	-
Thurston, Paul	0-1/1	-	-	-	-	1-0/1	-	-	-	-	-	-	-	-
Gates, Nick	0-1/1	-	-	-	-	1-0/1	-	-	-	-	-	-	-	-
Foster, Jerald	1-0/1	-	-	-	-	-	-	-	1-0/1	-	-	-	-	-
Foltz, Sam	1-0/1	-	-	-	-	-	-	-	1-0/1	-	-	-	-	-



# Individual Game By Game

RUSHING	NO-YDS/TD	BYU	USA	MIAMI	USM	ILL	WIS	MINN	NW	PUR	MSU	RUT	IOWA	UCLA
Newby, Terrell RB	147-765/6	10-43/1	28-198/2	14-82/0	18-76/0	5-15/0	15-59/0	13-116/2	16-52/0	10-56/0	4-8/0	1-4/0	9-34/0	4-22/1
Cross, Imani RB	111-444/6	7-34/0	1-9/1	4-11/0	4-9/0	DNP	6-21/0	2-9/0	7-14/0	8-39/1	18-98/1	20-90/0	19-55/2	15-55/1
Armstrong Jr., Tommy QB	98-400/7	9-2/0	2-4/0	11-49/0	7-63/1	8-38/0	8-50/1	8-38/0	12-13/2	DNP	7-19/2	7-2/0	9-46/0	10-76/1
Janovich, Andy FB	42-265/3	-	-	-	5-68/0	11-43/0	3-59/1	7-27/0	2-4/0	2-2/1	4-26/0	2-5/0	-	6-31/1
Ozigbo, Devine RB	39-216/1	-	1-2/0	-	1-2/0	7-70/1	3-9/0	4-13/0	-	-	DNP	2-33/0	DNP	21-87/0
Moore, Alonzo WR	14-106/0	2-24/0	1-19/0	1--3/0	1-9/0	3-21/0	1-1/0	2-7/0	-	DNP	1-13/0	1-7/0	-	1-8/0
Reilly, Brandon WR	11-96/0	1-11/0	1-5/0	2-14/0	2-12/0	-	-	-	-	1-20/0	1-17/0	1-2/0	1-2/0	1-13/0
Carter, Cethan TE	2-48/1	DNP	DNP	-	-	-	-	-	-	-	-	1-32/1	-	1-16/0
Wilbon, Mikale TE	9-35/0	6-14/0	3-21/0	-	DNP	DNP	DNP	DNP	DNP	-	DNP	DNP	DNP	DNP
Turner, Jamal WR	4-23/0	2--2/0	-	-	1-3/0	-	-	-	-	-	-	-	-	1-22/0
Pierson-El, De'Mornay WR	3--9/0	DNP	DNP	DNP	DNP	-	1--3/0	-	1--1/0	1--5/0	DNP	DNP	DNP	DNP
TEAM	9--18/0	-	-	DNP	-	-	-	3--7/0	-	-	1--2/0	3--5/0	-	2--4/0
Fyfe, Ryker QB	7--35/0	DNP	-	DNP	DNP	DNP	DNP	DNP	DNP	DNP	DNP	DNP	DNP	DNP

RECEIVING	NO-YDS/TD	BYU	USA	MIAMI	USM	ILL	WIS	MINN	NW	PUR	MSU	RUT	IOWA	UCLA
Westerkamp, Jordan WR	65-918/7	7-107/1	3-31/1	5-95/1	11-118/1	1--1/0	2-17/0	6-76/0	5-92/0	9-123/1	9-143/1	3-32/1	2-41/0	2-44/0
Reilly, Brandon WR	40-754/4	5-70/0	5-71/0	4-83/1	3-112/0	1-16/0	-	2-40/0	4-83/1	5-88/1	3-87/1	2-16/0	3-50/0	3-38/0
Moore, Alonzo WR	24-395/6	3-48/1	5-39/1	1-10/1	2-27/0	-	1-41/1	4-84/1	1-7/0	DNP	3-65/0	1-44/1	2-17/0	1-13/0
Carter, Cethan TE	24-329/2	DNP	DNP	1-7/0	1--1/0	3-63/0	3-23/0	1-10/1	2-17/0	3-45/0	-	4-57/1	4-76/0	2-32/0
Morgan Jr., Stanley WR	25-304/3	2-19/0	3-29/0	4-78/1	2-32/0	-	2-12/0	-	1-6/0	3-26/1	3-27/0	-	3-44/0	2-31/1
Newby, Terrell RB	24-159/1	-	2-38/1	4-16/0	1-4/0	2-11/0	1-5/0	2-20/0	3-18/0	1-13/0	-	2-11/0	5-22/0	1-1/0
Hovey, Lane WR	12-158/1	2-17/0	5-68/0	-	-	-	-	-	1-15/0	2-33/1	-	1-19/0	1-6/0	-
Pierson-El, De'Mornay WR	12-111/1	DNP	DNP	DNP	DNP	1-6/0	2-31/0	3-31/1	5-31/0	1-12/0	DNP	DNP	DNP	DNP
Turner, Jamal WR	9-93/0	2-21/0	-	-	-	-	-	-	1-20/0	1-17/0	-	1-9/0	4-26/0	-
Ozigbo, Devine RB	5-62/0	-	-	-	1-5/0	-	-	-	-	3-42/0	DNP	-	DNP	1-15/0
Janovich, Andy FB	2-58/0	-	-	-	1-53/0	1-5/0	-	-	-	-	-	-	-	-
Allen, Taariq WR	5-41/1	-	2-21/0	1-12/0	1-10/1	-	-	-	-	-	1--2/0	-	-	-
Cotton, Sam TE	3-35/0	-	-	1-8/0	1-13/0	-	-	-	-	-	-	-	1-14/0	-
Wilbon, Mikale RB	2-28/0	2-28/0	-	-	DNP	DNP	DNP	DNP	DNP	-	DNP	DNP	DNP	DNP
Cross, Imani RB	2-10/0	-	-	-	-	DNP	-	-	1-2/0	1-8/0	-	-	-	-
Foster, Trey TE	1-9/1	1-9/1	-	DNP	DNP	DNP	-	-	-	-	-	-	-	-
McNitt, Luke TE	1-6/0	-	1-6/0	DNP	DNP	DNP	DNP	DNP	DNP	DNP	-	-	-	DNP

PASSING	Att	Comp	Int	Pct	Yards	TD	Long	Sack	Yds	Effic
Tommy Armstrong Jr.	41	24	1	58.5	319	3	27	3	24	143.2
BYU	30	21	0	70.0	270	2	30	0	0	167.6
South Alabama	45	21	3	46.7	309	4	41	2	23	120.3
Miami (FL)	35	23	1	65.7	368	2	53	1	12	167.2
Southern Miss	31	10	1	32.3	105	0	55	1	15	54.3
Illinois	28	11	0	39.3	129	1	41	0	0	89.8
Wisconsin	26	18	0	69.2	261	3	34	1	12	191.6
Minnesota	48	24	1	50.0	291	1	37	2	18	103.6
Northwestern	33	19	2	57.6	320	2	43	0	0	146.9
Michigan State	21	14	3	66.7	188	3	44	1	14	160.4
Rutgers	45	25	4	55.6	296	0	27	0	0	93.0
Iowa	19	12	0	63.2	174	1	28	1	7	157.5
UCLA	402	222	16	55.2	3,030	22	55	12	125	128.6

Fyfe, Ryker	Att	Comp	Int	Pct	Yards	TD	Long	Sack	Yds	Effic
South Alabama	7	5	1	71.4	33	1	14	0	0	129.6
Purdue	48	29	4	60.4	407	4	52	2	18	142.5
TOTALS	55	34	5	61.8	440	5	52	2	18	140.8

Turner, Jamal	Att	Comp	Int	Pct	Yards	TD	Long	Sack	Yds	Effic
South Alabama	1	0	0	0.0	0	0	0	0	0	0.0
TOTALS	1	0	0	0.0	0	0	0	0	0	0.0

PUNT RETURNS	NO-YDS	BYU	USA	MIAMI	USM	ILL	WIS	MINN	NW	PUR	MSU	RUT	IOWA	UCLA
Westerkamp, Jordan	6-61	-	-	2-33	1-17	1--1	-	-	-	-	-	1-4	-	1-8
Pierson-El, De'Mornay	4-48	DNP	DNP	DNP	DNP	1-0	-	2-49	1--1	-	DNP	DNP	DNP	DNP
Morgan Jr., Stanley	1-5	1-5	-	-	-	-	-	-	-	-	-	-	-	-

KICK RETURNS	NO-YDS	BYU	USA	MIAMI	USM	ILL	WIS	MINN	NW	PUR	MSU	RUT	IOWA	UCLA
Morgan Jr., Stanley	14-324	-	-	3-71	-	-	-	-	-	3-81	3-89	2-35	1-20	2-28
Stevenson, Jordan	6-85	DNP	DNP	DNP	DNP	DNP	1-14	2-33	3-38	DNP	DNP	DNP	DNP	DNP
Newby, Terrell	5-77	1-19	-	-	2-31	1-15	-	-	-	1-12	-	-	-	-
Nelson, Jordan	4-69	-	-	-	DNP	2-44	-	-	-	1-13	1-12	-	-	-
Reilly, Brandon	2-48	-	-	-	-	-	-	-	-	2-48	-	-	-	-
Janovich, Andy	2-31	-	-	-	-	-	-	-	-	1-9	1-22	-	-	-
Westerkamp, Jordan	1-0	-	-	-	1-0	-	-	-	-	-	-	-	-	-
TEAM	1--18	-	-	DNP	-	-	1--18	-	-	-	-	-	-	-

## Defense Game By Game

TOTAL TACKLES	UA-A	TOT	BYU	USA	MIAMI	USM	ILL	WIS	MINN	NW	PUR	MSU	RUT	IOWA	UCLA
Gerry, Nate	49-30	79	4-2	3-0	7-2	2-1	2-4	1-6	5-1	1-1	4-4	9-5	7-1	1-2	3-1
Kalu, Joshua	51-24	75	8-1	1-4	3-1	5-0	1-2	6-3	5-2	1-2	3-1	4-4	4-0	3-3	7-1
Cockrell, Byerson	39-31	70	4-1	2-1	1-2	4-3	2-5	4-6	6-2	3-5	DNP	4-0	3-1	2-4	4-1
Young, Dedrick	25-36	61	3-4	DNP	3-2	1-2	4-7	3-6	2-0	-	4-2	1-5	3-1	0-5	1-2
Banderas, Josh	34-27	61	3-3	DNP	1-1	DNP	DNP	DNP	8-2	7-3	6-3	2-8	5-1	1-3	1-3
Weber, Chris	19-30	49	DNP	2-4	-	5-7	5-12	3-4	DNP	DNP	-	1-1	2-0	0-2	1-0
Rose, Jonathan	30-12	42	DNP	4-4	3-1	3-1	3-3	4-0	8-0	DNP	DNP	2-2	3-0	0-1	DNP
Newby, Marcus	17-17	34	DNP	1-0	DNP	2-2	0-1	1-3	1-1	1-0	4-2	2-6	4-1	1-1	DNP
Collins, Maliek	14-15	29	0-1	0-2	4-0	-	2-7	1-2	0-2	2-0	2-1	1-0	1-0	1-0	-
McMullen, Greg	13-15	28	1-1	1-2	3-0	2-2	0-1	0-4	1-0	-	0-1	0-2	4-0	0-1	1-1
Rose-Ivey, Michael	11-16	27	DNP	2-8	3-1	DNP	DNP	DNP	DNP	0-3	DNP	2-1	-	2-2	2-1
Jones, Chris	21-4	25	-	2-1	2-1	3-0	0-1	3-0	2-0	2-0	1-0	3-0	1-1	-	2-0
Dzuris, Ross	14-10	24	-	1-0	0-1	1-1	0-1	1-3	1-0	1-3	4-1	-	3-0	1-0	1-0
Williams, Aaron	17-7	24	4-2	1-1	-	-	3-0	-	-	0-1	5-2	-	-	1-1	3-0
Akinmoladun, Freedom	11-10	21	1-1	1-1	5-1	2-2	0-2	DNP	DNP	0-2	1-1	1-0	-	-	-
Maurice, Kevin	10-11	21	-	1-0	2-0	0-1	2-6	DNP	DNP	DNP	1-0	1-3	-	2-0	1-1
Davie, Daniel	17-1	18	5-0	6-0	2-0	DNP	DNP	DNP	DNP	-	4-1	DNP	DNP	DNP	-
Gangwish, Jack	7-8	15	1-1	DNP	DNP	DNP	-	0-2	3-0	1-3	1-1	1-1	-	-	-
Janovich, Andy	11-2	13	-	-	3-0	-	-	1-1	1-0	-	-	0-1	2-0	2-0	2-0
Valentine, Vincent	4-6	10	0-1	-	DNP	DNP	DNP	1-2	1-0	-	-	0-1	1-0	0-1	1-1
Reed, Antonio	9-1	10	0-1	-	-	-	-	1-0	1-0	-	1-0	-	1-0	1-0	4-0
Gifford, Luke	2-5	7	0-1	1-3	-	-	-	1-1	DNP	DNP	DNP	DNP	DNP	DNP	DNP
Williams, Kieron	5-2	7	0-1	0-1	-	DNP	-	-	1-0	2-0	1-0	-	-	1-0	-
Ferguson, Tyrin	3-2	5	-	1-0	0-1	-	-	-	1-0	-	-	1-0	DNP	DNP	0-1
Taylor, Adam	3-2	5	-	-	-	1-0	-	1-0	-	0-1	-	0-1	-	-	1-0
Simpson, Brad	3-1	4	-	-	-	1-0	-	DNP	1-0	-	-	1-0	-	-	0-1
Williams, Kevin	1-3	4	0-2	-	0-1	-	DNP	DNP	DNP	DNP	DNP	-	-	1-0	-
Joseph, Boaz	1-2	3	0-1	0-1	-	DNP	-	-	-	DNP	1-0	-	-	-	-
Lewis, Alex	2-1	3	-	-	-	-	0-1	-	-	-	-	-	-	1-0	-
Nabity, Graham	2-1	3	1-0	-	0-1	1-0	DNP	-	-	-	-	-	-	-	-
Gates, Nick	1-1	2	-	-	-	-	0-1	-	DNP	DNP	DNP	-	1-0	-	-
Allen, Taariq	1-1	2	-	-	-	-	-	0-1	1-0	-	-	-	-	-	-
Ozigbo, Devine	0-2	2	-	-	-	-	0-1	-	-	-	0-1	DNP	-	DNP	-
Stoltenberg, Mick	2-0	2	DNP	1-0	DNP	-	-	DNP	-	-	DNP	-	-	1-0	DNP
McNitt, Luke	1-1	2	-	-	DNP	DNP	DNP	DNP	DNP	DNP	DNP	0-1	1-0	-	DNP
Westerkamp, Jordan	0-1	1	-	-	-	-	-	-	-	-	-	-	-	0-1	-
Price, Givens	0-1	1	DNP	0-1	DNP	DNP	DNP	DNP	-	DNP	DNP	DNP	DNP	DNP	DNP
Foster, Jerald	1-0	1	-	-	-	-	-	-	-	1-0	-	-	-	-	-
Carter, Cethan	1-0	1	DNP	DNP	-	-	-	-	-	-	-	-	1-0	-	-
Foltz, Sam	1-0	1	-	DNP	-	-	-	-	-	1-0	-	-	-	-	-
Cross, Imani	1-0	1	-	-	-	-	DNP	-	-	-	-	-	-	1-0	-
Sterup, Zach	0-1	1	DNP	-	DNP	DNP	DNP	-	-	-	-	-	-	0-1	-
Natter, A.J.	1-0	1	DNP	1-0	DNP	DNP	DNP	-	-	DNP	DNP	DNP	DNP	DNP	DNP
Thurston, Paul	0-1	1	-	-	-	DNP	0-1	-	-	-	-	-	-	-	-
Brown, Drew	1-0	1	-	-	1-0	-	-	-	-	-	-	-	-	-	-
Fyfe, Ryker	0-1	1	DNP	-	DNP	DNP	DNP	DNP	DNP	DNP	0-1	DNP	DNP	DNP	DNP
Armstrong Jr., Tommy	0-1	1	-	-	-	0-1	-	-	-	-	DNP	-	-	-	-
Reilly, Brandon	0-1	1	-	-	-	0-1	-	-	-	-	-	-	-	-	-
TEAM	1-0	1	-	-	-	-	-	-	-	-	-	-	1-0	-	-





# Defense Game By Game

TACKLES FOR LOSS	UA-A	TOT	BYU	USA	MIAMI	USM	ILL	WIS	MINN	NW	PUR	MSU	RUT	IOWA	UCLA
Dzuris, Ross	4-5	9	-	-	1-1	1-0	1-1	-	1-1	2-3	1-1	-	1-7	-	1-5
Collins, Maliek	5-2	7	-	-	-	-	3-16	1-2	-	1-1	-	-	1-10	1-1	-
McMullen, Greg	6-1	7	1-7	-	-	-	-	-	1-3	-	-	1-1	3-11	-	1-5
Akinmoladun, Freedom	5-2	7	1-3	2-9	1-12	2-17	1-4	DNP	DNP	-	-	-	-	-	-
Banderas, Josh	6-1	7	2-6	DNP	-	DNP	DNP	DNP	1-1	-	1-1	-	2-1	1-1	-
Young, Dedrick	2-3	5	-	DNP	-	-	2-3	-	-	-	-	1-1	2-4	-	-
Kalu, Joshua	5-0	5	2-8	-	-	1-8	-	-	-	-	-	-	1-4	1-7	-
Newby, Marcus	3-2	5	DNP	1-2	DNP	-	1-1	1-1	-	-	-	1-1	1-8	-	DNP
Weber, Chris	1-4	5	DNP	-	-	2-2	3-8	-	DNP	DNP	-	-	-	-	-
Cockrell, Byerson	2-2	4	-	-	-	1-0	-	1-0	1-2	-	DNP	-	-	1-3	-
Gangwish, Jack	2-2	4	2-2	DNP	DNP	DNP	-	-	1-2	1-2	-	-	-	-	-
Valentine, Vincent	3-1	4	-	-	DNP	DNP	DNP	2-8	1-11	-	-	-	1-6	-	-
Gerry, Nate	2-1	3	-	-	1-1	-	-	-	-	1-9	-	-	-	-	1-2
Maurice, Kevin	2-1	3	-	1-11	-	-	-	DNP	DNP	DNP	-	1-1	-	1-4	-
Williams, Aaron	3-0	3	-	-	-	-	1-3	-	-	-	1-1	-	-	-	1-5
Rose-Ivey, Michael	2-1	3	DNP	1-2	1-1	DNP	DNP	DNP	DNP	1-0	DNP	-	-	-	-
Jones, Chris	2-0	2	-	-	-	1-5	-	-	-	-	-	1-2	-	-	-
Stoltenberg, Mick	1-0	1	DNP	1-6	DNP	-	-	DNP	-	-	DNP	-	-	-	DNP
Williams, Kevin	0-1	1	1-2	-	-	-	DNP	DNP	DNP	DNP	DNP	-	-	-	-
Gifford, Luke	0-1	1	-	1-3	-	-	-	-	DNP	DNP	DNP	DNP	DNP	DNP	DNP
Rose, Jonathan	1-0	1	DNP	1-1	-	-	-	-	-	DNP	DNP	-	-	-	DNP

SACKS	UA-A	TOT	BYU	USA	MIAMI	USM	ILL	WIS	MINN	NW	PUR	MSU	RUT	IOWA	UCLA
Akinmoladun, Freedom	4-1	4.5	1.0-3	-	1.0-12	2.0-17	0.5-4	DNP	DNP	-	-	-	-	-	-
McMullen, Greg	4-0	4.0	1.0-7	-	-	-	-	-	1.0-3	-	-	-	2.0-10	-	-
Valentine, Vincent	3-0	3.0	-	-	DNP	DNP	DNP	1.0-7	1.0-11	-	-	-	1.0-6	-	-
Collins, Maliek	2-1	2.5	-	-	-	-	1.5-12	-	-	-	-	-	1.0-10	-	-
Dzuris, Ross	2-1	2.5	-	-	-	-	-	-	-	0.5-2	1.0-1	-	1.0-7	-	-
Gangwish, Jack	1-1	1.5	1.0-1	DNP	DNP	DNP	-	-	-	0.5-2	-	-	-	-	-
Newby, Marcus	1-0	1.0	DNP	-	DNP	-	-	-	-	-	-	-	1.0-8	-	DNP
Gerry, Nate	1-0	1.0	-	-	-	-	-	-	-	1.0-9	-	-	-	-	-
Maurice, Kevin	1-0	1.0	-	1.0-11	-	-	-	DNP	DNP	DNP	-	-	-	-	-
Jones, Chris	1-0	1.0	-	-	-	1.0-5	-	-	-	-	-	-	-	-	-
Stoltenberg, Mick	1-0	1.0	DNP	1.0-6	DNP	-	-	DNP	-	-	DNP	-	-	-	DNP
Kalu, Joshua	1-0	1.0	-	-	-	1.0-8	-	-	-	-	-	-	-	-	-

INT RETURNS	NO-YDS	BYU	USA	MIAMI	USM	ILL	WIS	MINN	NW	PUR	MSU	RUT	IOWA	UCLA
Gerry, Nate	4-90	1-43	1-21	-	-	-	-	1-2	-	-	-	1-24	-	-
Kalu, Joshua	3-41	-	-	1-0	-	-	-	1-41	-	-	-	-	-	1-0
Jones, Chris	2-0	-	-	-	-	-	-	-	-	-	-	1-0	-	1-0
Rose, Jonathan	1-12	DNP	-	-	-	-	-	-	DNP	DNP	1-12	-	-	DNP

FUMBLES RECOVERED	NO	BYU	USA	MIAMI	USM	ILL	WIS	MINN	NW	PUR	MSU	RUT	IOWA	UCLA
Williams, Kevin	1	-	-	-	1	DNP	DNP	DNP	DNP	DNP	-	-	-	-
Stoltenberg, M.	1	DNP	-	DNP	-	-	DNP	-	-	DNP	-	-	1	DNP
Ober, Jordan	1	-	1	-	-	-	-	-	-	-	-	-	-	-
Gangwish, Jack	1	-	DNP	DNP	DNP	-	-	1	-	-	-	-	-	-
Weber, Chris	1	DNP	1	-	-	-	-	DNP	DNP	-	-	-	-	-

FORCED FUMBLES	NO	BYU	USA	MIAMI	USM	ILL	WIS	MINN	NW	PUR	MSU	RUT	IOWA	UCLA
Reed, Antonio	2	-	-	-	-	-	-	-	-	-	-	-	1	1
Maurice, Kevin	2	-	1	-	-	-	DNP	DNP	DNP	-	-	-	1	-
McMullen, Greg	1	-	-	-	1	-	-	-	-	-	-	-	-	-
Gerry, Nate	1	-	-	-	-	-	-	1	-	-	-	-	-	-
TEAM	1	-	-	DNP	-	-	-	-	-	-	-	1	-	-

FUMBLE RETURNS	NO-YDS	BYU	USA	MIAMI	USM	ILL	WIS	MINN	NW	PUR	MSU	RUT	IOWA	UCLA
Williams, Kevin	1-1	-	-	-	1-1	DNP	DNP	DNP	DNP	DNP	DNP	-	-	-



# Nebraska Team Game By Game

DATE	OPPONENT	--RUSHING--			--RECEIVING--				-----PASSING-----				--KICK RET--			--PUNT RET--				TOTAL OFF.		
		NO	YDS	TD	NO	YDS	TD	LG	CMP	ATT	INT	YDS	TD	LG	NO	YDS	TD	LG	NO		YDS	TD
Sept. 5, 2015	BYU	37	126	1	15	24	319	3	27	24-41-1	319	3	27	1	19	0	19	1	5	0	5	445
Sept. 12, 2015	South Alabama	37	258	3	32	26	303	3	30	26-38-1	303	3	30	0	0	0	0	0	0	0	0	561
Sept. 19, 2015	at Miami (FL)	32	153	0	23	21	309	4	41	21-45-3	309	4	41	3	71	0	27	2	33	0	24	462
Sept. 26, 2015	Southern Miss	39	242	1	28	23	368	2	53	23-35-1	368	2	53	3	31	0	18	1	17	0	17	610
Oct. 3, 2015	at Illinois	34	187	1	32	10	105	0	55	10-31-1	105	0	55	3	59	0	22	2	-1	0	0	292
Oct. 10, 2015	Wisconsin	37	196	2	55	11	129	1	41	11-28-0	129	1	41	2	-4	0	14	0	0	0	0	325
Oct. 17, 2015	at Minnesota	39	203	2	69	18	261	3	34	18-26-0	261	3	34	2	33	0	18	2	49	0	42	464
Oct. 24, 2015	Northwestern	38	82	2	14	24	291	1	37	24-48-1	291	1	37	3	38	0	21	1	-1	0	0	373
Oct. 31, 2015	at Purdue	29	77	2	22	29	407	4	52	29-48-4	407	4	52	8	163	0	42	0	0	0	0	484
Nov. 7, 2015	Michigan State	36	179	3	21	19	320	2	43	19-33-2	320	2	43	5	123	0	34	0	0	0	0	499
Nov. 14, 2015	at Rutgers	38	174	1	38	14	188	3	44	14-21-3	188	3	44	2	35	0	22	1	4	0	4	362
Nov. 27, 2015	Iowa	38	137	2	12	25	296	0	27	25-45-4	296	0	27	1	20	0	20	0	0	0	0	433
Dec. 26, 2015	vs. UCLA	62	326	4	26	12	174	1	28	12-19-0	174	1	28	2	28	0	16	1	8	0	8	500
<b>Totals</b>		<b>496</b>	<b>2,340</b>	<b>24</b>	<b>69</b>	<b>256</b>	<b>3,470</b>	<b>27</b>	<b>55</b>	<b>256-458-21</b>	<b>3,470</b>	<b>27</b>	<b>55</b>	<b>35</b>	<b>616</b>	<b>0</b>	<b>42</b>	<b>11</b>	<b>114</b>	<b>0</b>	<b>42</b>	<b>5,810</b>
<b>Opponent</b>		<b>379</b>	<b>1,428</b>	<b>18</b>	<b>68</b>	<b>293</b>	<b>3,777</b>	<b>25</b>	<b>83</b>	<b>293-506-10</b>	<b>3,777</b>	<b>25</b>	<b>83</b>	<b>47</b>	<b>888</b>	<b>0</b>	<b>36</b>	<b>18</b>	<b>207</b>	<b>0</b>	<b>28</b>	<b>5,205</b>

DATE	OPPONENT	-----TACKLES-----				-SACKS-		-FUMBLE-		PASS			BLKD		-KICKS-----XPTS-							
		SOLO	AST	TOTAL	TFL-YDS	NO-YDS	FF	FR-YDS	INT-YDS	QBH	BRK	KICK	ATT-MAD	RUN	RCV	SAF	PTS					
Sept. 5, 2015	BYU	36	22	58	8.0-28	3.0-11	0	0-0	1-43	4	4	0	4-4	0	0	0	0	28				
Sept. 12, 2015	South Alabama	32	34	66	7.0-34	2.0-17	1	2-0	1-21	7	3	0	6-6	0	0	0	0	48				
Sept. 19, 2015	at Miami	44	14	58	3.0-15	1.0-12	0	0-0	1-0	0	5	0	2-2	0	2	0	2	0	33			
Sept. 26, 2015	Southern Miss	33	24	57	6.0-32	4.0-30	1	1-1	0-0	6	2	0	3-3	0	0	0	0	36				
Oct. 3, 2015	at Illinois	24	56	80	8.0-36	2.0-16	0	0-0	0-0	2	2	0	1-1	0	0	0	0	13				
Oct. 10, 2015	Wisconsin	32	44	76	4.0-11	1-7	0	0-0	0-0	7	12	0	3-3	0	0	0	0	21				
Oct. 17, 2015	at Minnesota	49	10	59	6.0-20	2-14	1	1-0	2-43	0	5	0	6-6	0	0	0	0	48				
Oct. 24, 2015	Northwestern	23	24	47	4.0-15	2.0-13	0	0-0	0-0	5	0	1	2-2	0	0	0	1	28				
Oct. 31, 2015	at Purdue	44	22	66	3.0-3	1.0-1	0	0-0	0-0	0	2	1	5-4	0	1	0	1	45				
Nov. 7, 2015	Michigan State	36	42	78	3.0-6	0.0-0	0	0-0	1-12	0	4	0	3-3	0	0	0	0	39				
Nov. 14, 2015	at Rutgers	48	6	54	12-51	6.0-41	1	0-0	2-24	1	7	0	4-4	0	0	0	0	31				
Nov. 27, 2015	Iowa	23	28	51	5-16	0.0-0	2	1-0	0-0	3	1	0	2-2	0	0	0	0	20				
Dec. 26, 2015	vs. UCLA	35	14	49	4-17	0.0-0	1	0-0	2-0	4	3	0	5-4	0	0	0	0	37				
<b>Totals</b>		<b>457</b>	<b>344</b>	<b>801</b>	<b>87-284</b>	<b>24.0-162</b>	<b>7</b>	<b>5-1</b>	<b>10-143</b>	<b>39</b>	<b>50</b>	<b>2</b>	<b>46-44</b>	<b>0</b>	<b>3</b>	<b>1</b>	<b>427</b>					
<b>Opponent</b>		<b>489</b>	<b>406</b>	<b>895</b>	<b>83-285</b>	<b>14.0-143</b>	<b>7</b>	<b>6-27</b>	<b>21-370</b>	<b>28</b>	<b>47</b>	<b>2</b>	<b>41-40</b>	<b>0</b>	<b>2</b>	<b>0</b>	<b>362</b>					

DATE	OPPONENT	-----PUNTING-----							--FIELD GOALS--			-----KICKOFFS-----						
		NO	YDS	AVG	LONG	BLKD	TB	FC	50+	I20	ATT-MADE	LG	BLKD	NO	YDS	AVG	TB	OB
Sept. 5, 2015	BYU	6	265	44.2	67	0	0	1	2	2	0	0	5	325	65.0	4	0	
Sept. 12, 2015	South Alabama	3	104	34.7	38	0	1	1	0	1	2	2	8	503	62.9	3	0	
Sept. 19, 2015	at Miami	7	278	39.7	56	0	0	0	2	1	1	1	6	346	57.7	3	0	
Sept. 26, 2015	Southern Miss	1	44	44.0	44	0	0	1	0	0	0	7	8	483	60.4	4	0	
Oct. 3, 2015	at Illinois	9	422	46.9	63	0	1	1	5	3	2	2	4	220	55.0	3	0	
Oct. 10, 2015	Wisconsin	9	394	43.8	57	0	1	2	2	2	1	0	4	259	64.8	3	0	
Oct. 17, 2015	at Minnesota	2	87	43.5	45	0	0	0	0	0	0	3	9	546	60.7	3	0	
Oct. 24, 2015	Northwestern	6	304	50.7	63	0	3	1	3	1	2	2	6	370	61.7	1	0	
Oct. 31, 2015	at Purdue	3	144	48.0	59	0	0	1	1	2	1	1	6	373	62.2	2	0	
Nov. 7, 2015	Michigan State	2	70	35.0	51	0	0	0	1	0	0	2	7	412	58.9	3	0	
Nov. 14, 2015	at Rutgers	5	202	40.4	49	0	0	2	0	4	1	1	6	369	61.5	2	0	
Nov. 27, 2015	Iowa	5	223	44.6	51	0	0	0	1	1	2	2	4	193	48.2	0	0	
Dec. 26, 2015	vs. UCLA	3	125	41.7	48	0	0	1	0	0	1	1	7	439	62.7	1	0	
<b>Totals</b>		<b>61</b>	<b>2,662</b>	<b>43.6</b>	<b>67</b>	<b>0</b>	<b>6</b>	<b>11</b>	<b>16</b>	<b>17</b>	<b>27</b>	<b>21</b>	<b>80</b>	<b>4,838</b>	<b>60.5</b>	<b>32</b>	<b>0</b>	
<b>Opponent</b>		<b>71</b>	<b>2,852</b>	<b>40.2</b>	<b>77</b>	<b>1</b>	<b>6</b>	<b>23</b>	<b>14</b>	<b>20</b>	<b>24</b>	<b>16</b>	<b>70</b>	<b>4,206</b>	<b>60.1</b>	<b>30</b>	<b>3</b>	

# Opponent Team Game By Game

DATE	OPPONENT	--RUSHING--			--RECEIVING--				-----PASSING-----				--KICK RET--			--PUNT RET--				TOTAL OFF.		
		NO	YDS	TD	NO	YDS	TD	LG	CMP	ATT	INT	YDS	TD	LG	NO	YDS	TD	LG	NO		YDS	TD
Sept. 5, 2015	BYU	26	132	2	35	28	379	2	53	28-46-1	379	2	53	1	19	0	19	1	11	0	11	511
Sept. 12, 2015	South Alabama	24	19	0	8	26	313	1	55	26-45-1	313	1	55	5	91	0	26	1	1	0	1	332
Sept. 19, 2015	at Miami	33	132	1	41	25	379	2	52	25-42-1	379	2	52	3	44	0	31	3	44	0	16	511
Sept. 26, 2015	Southern Miss	23	11	2	17	26	447	2	53	26-42-0	447	2	53	4	81	0	28	0	0	0	0	458
Oct. 3, 2015	at Illinois	32	131	0	48	23	251	2	50	23-45-0	251	2	50	0	0	0	0	2	40	0	28	382
Oct. 10, 2015	Wisconsin	34	147	1	32	24	322	1	31	24-50-0	322	1	31	1	8	0	8	3	12	0	6	469
Oct. 17, 2015	at Minnesota	26	65	2	14	26	301	1	31	26-40-2	301	1	31	6	98	0	26	1	14	0	14	366
Oct. 24, 2015	Northwestern	28	156	1	68	13	177	1	37	13-28-0	177	1	37	5	120	0	30	2	27	0	21	333
Oct. 31, 2015	at Purdue	37	183	4	56	28	274	4	83	28-43-0	274	4	83	4	86	0	28	0	0	0	0	457
Nov. 7, 2015	Michigan State	34	143	1	43	24	348	4	34	24-39-1	348	4	34	4	66	0	33	1	9	0	9	491
Nov. 27, 2015	Iowa	28	153	2	68	9	97	1	25	9-16-0	97	1	25	4	65	0	24	3	44	0	26	250
Dec. 26, 2015	vs. UCLA	16	67	1	32	26	319	3	60	26-41-2	319	3	60	6	131	0	36	0	0	0	0	386
<b>Opponent totals</b>		<b>379</b>	<b>1,428</b>	<b>18</b>	<b>68</b>	<b>293</b>	<b>3,777</b>	<b>25</b>	<b>83</b>	<b>293-506-10</b>	<b>3,777</b>	<b>25</b>	<b>83</b>	<b>47</b>	<b>888</b>	<b>0</b>	<b>36</b>	<b>18</b>	<b>207</b>	<b>0</b>	<b>28</b>	<b>5,205</b>
<b>NEB</b>		<b>496</b>	<b>2,340</b>	<b>24</b>	<b>69</b>	<b>256</b>	<b>3,470</b>	<b>27</b>	<b>55</b>	<b>256-458-21</b>	<b>3,470</b>	<b>27</b>	<b>55</b>	<b>35</b>	<b>616</b>	<b>0</b>	<b>42</b>	<b>11</b>	<b>114</b>	<b>0</b>	<b>42</b>	<b>5,810</b>

DATE	OPPONENT	-----TACKLES-----				-SACKS-		-FUMBLE-		PASS			BLKD		-KICKS-----XPTS-							
		SOLO	AST	TOTAL	TFL-YDS	NO-YDS	FF	FR-YDS	INT-YDS	QBH	BRK	KICK	ATT-MAD	RUN	RCV	SAF	PTS					
Sept. 5, 2015	BYU	35	38	73	7.0-38	3.0-24	0	1-0	1-0	4	1	0	3-3	0	0	0	0	33				
Sept. 12, 2015	South Alabama	35	42	77	4.0-7	0.0-0	0	0-0	1-0	2	1	0	0-0	0	0	0	0	9				
Sept. 19, 2015	at Miami	34	26	60	5.0-29	2.0-23	0	0-0	3-47	1	9	0										



# Team Comparison

OPPONENT	SCORE	1ST DNS (RUN/PASS/PEN.)	RUSHING	PASSING	PASS YDS	TOTAL OFFENSE	RET YDS	T/O
BYU	28-33	25/21 (9/7; 16/13; 0/1)	37-126/26-132	24-41-1/28-46-1	319/379	78-445/72-511	67/30	2/1
South Alabama	48-9	31/18 (14/1; 16/15; 1/2)	37-258/24-19	26-38-1/26-45-1	303/313	75-561/69-332	21/92	1/3
Miami	33-36 (OT)	24/24 (8/4; 12/18; 4/2)	32-153/33-132	21-45-3/25-42-1	309/379	77-462/75-511	104/135	3/1
Southern Miss	36-28	25/19 (10/1; 14/15; 1/3)	39-242/23-11	23-35-1/26-42-0	368/447	74-610/65-458	49/111	2/1
Illinois *	13-14	12/17 (9/4; 2/11; 1/2)	34-187/32-131	10-31-1/23-45-0	105/251	65-292/77-382	58/58	2/0
Wisconsin *	21-23	13/26 (5/6; 7/16; 1/4)	37-196/34-147	11-28-0/24-50-0	129/322	65-325/84-469	17/20	1/0
Minnesota *	48-25	23/18 (8/3; 14/15; 1/0)	39-203/26-65	18-26-0/26-40-2	261/301	65-464/66-366	125/112	0/3
Northwestern *	28-30	22/15 (6/5; 13/8; 3/2)	38-82/28-156	24-48-1/13-28-0	291/177	86-373/56-333	37/219	1/0
Purdue *	45-55	28/20 (3/8; 22/10; 3/2)	29-77/37-183	29-48-4/28-43-0	407/274	77-484/80-457	163/159	5/0
Michigan State *	39-38	24/25 (11/5; 12/17; 1/3)	36-179/34-143	19-33-2/24-39-1	320/348	69-499/73-491	135/106	2/1
Rutgers *	31-14	16/15 (7/7; 8/8; 1/0)	38-174/39-89	14-21-3/14-28-2	188/170	59-362/67-259	63/145	3/2
Iowa	20-28	22/11 (7/4; 14/3; 1/4)	38-137/28-153	25-45-4/9-16-0	296/97	83-433/44-250	20/174	4/1
UCLA	37-29	31/17 (17/2; 10/14; 4/1)	62-326/16-67	12-19-0/26-41-2	174/319	81-500/57-386	36/131	1/2
<b>Totals</b>	<b>427-362</b>	<b>296/246 (114/57; 160/163; 22/26)</b>	<b>496-2,340/379-1,428</b>	<b>256-458-21/293-506-103,470/3,777</b>		<b>954-5,810/885-5,205</b>	<b>874/1492</b>	<b>27/15</b>

Note: Game totals are displayed in the format TEAM/OPPONENT for each category

OPPONENT	3RD DOWN	4TH DOWN	TIME POSS	MARGIN	YDS/RUSH	YDS/PASS	YDS/PLAY	PUNTING	PENLTIES
BYU	6-14/3-14	0-0/2-4	32:53/27:07	5:46	3.4/5.1	7.8/8.2	5.7/7.1	6-44.2/5-51.0	12-90/4-30
South Alabama	5-9/7-16	0-0/0-2	33:34/26:26	7:08	7.0/0.8	8.0/7.0	7.5/4.8	3-34.7/5-30.6	7-80/7-67
Miami	6-15/3-14	1-1/0-0	31:38/28:22	3:16	4.8/4.0	6.9/9.0	6.0/6.8	7-39.7/5-52.0	12-98/13-114
Southern Miss	4-13/4-14	1-1/1-3	34:01/25:59	8:02	6.2/0.5	10.5/10.6	8.2/7.0	1-44.0/4-40.5	12-98/9-80
Illinois *	4-17/7-20	0-1/0-2	28:52/31:08	-2:16	5.5/4.1	3.4/5.6	4.5/5.0	9-46.9/9-37.1	6-42/3-35
Wisconsin *	8-18/5-16	0-0/1-1	28:04/31:56	-3:52	5.3/4.3	4.6/6.4	5.0/5.6	9-43.8/6-38.5	9-89/6-45
Minnesota *	7-13/6-15	0-0/1-2	31:43/28:17	3:26	5.2/2.5	10.0/7.5	7.1/5.5	2-43.5/5-51.0	2-25/6-55
Northwestern *	9-20/5-13	1-1/0-0	38:58/21:02	17:56	2.2/5.6	6.1/6.3	4.3/5.9	6-50.7/5-38.4	6-64/5-58
Purdue *	7-12/8-17	0-0/2-3	29:26/30:34	-1:08	2.7/4.9	8.5/6.4	6.3/5.7	3-48.0/5-41.6	7-40/6-58
Michigan State *	6-12/8-14	1-1/1-2	27:35/32:25	-4:50	5.0/4.2	9.7/8.9	7.2/6.7	2-35.0/3-45.0	5-55/8-76
Rutgers *	5-11/3-14	0-0/0-4	30:01/29:59	0:02	4.6/2.3	9.0/6.1	6.1/3.9	5-40.4/6-37.5	2-15/4-23
Iowa	7-16/0-9	1-3/0-0	36:06/23:54	12:12	3.6/5.5	6.6/6.1	5.2/5.7	5-44.6/9-30.6	8-95/6-54
UCLA	7-11/5-12	0-0/1-2	38:15/21:45	16:30	5.3/4.2	9.2/7.8	6.2/6.8	3-41.7/4-41.8	6-38/7-56
<b>Totals</b>	<b>81-181/64-188</b>	<b>5-8/9-25</b>	<b>421:06/358:54</b>	<b>62:12</b>	<b>4.7/3.8</b>	<b>7.6/7.5</b>	<b>6.1/5.9</b>	<b>61-43.6/71-40.2</b>	<b>829/751</b>

Note: Game totals are displayed in the format TEAM/OPPONENT for each category

# Nebraska Red Zone Chart

## NEBRASKA INSIDE OPPONENT RED-ZONE

DATE	OPPONENT	SCORE	TIMES IN RZ	TIMES SCORED	PTS	TOTAL TDS	RUSH TDS	PASS TDS	FGS MADE	----- FAILED TO SCORE INSIDE RZ -----					HALF	GAME
										FGA	DNOWNS	INT	FUMB			
Sept.5	BYU	L, 28-33	3	3	21	3	1	2	0	0	0	0	0	0	0	0
Sept. 12	South Alabama	W, 48-9	6	6	38	5	3	2	1	0	0	0	0	0	0	0
Sept. 19	at Miami	L, 33-36 (OT)	4	3	23	3	0	3	0	0	0	1	0	0	0	0
Sept. 26	Southern Miss	W, 36-28	8	7	33	3	1	2	4	1	0	0	0	0	0	0
Oct. 3	at Illinois *	L, 13-14	3	3	13	1	1	0	2	0	0	0	0	0	0	0
Oct. 10	Wisconsin *	L, 21-23	1	1	7	1	1	0	0	0	0	0	0	0	0	0
Oct. 17	at Minnesota *	W, 48-25	5	4	24	3	1	2	1	1	0	0	0	0	0	0
Oct. 24	Northwestern *	L, 28-30	3	3	20	3	2	1	0	0	0	0	0	0	0	0
Oct. 31	at Purdue *	L, 45-55	6	6	38	5	2	3	1	0	0	0	0	0	0	0
Nov. 7	Michigan State *	W, 39-38	4	3	20	3	3	0	0	0	0	1	0	0	0	0
Nov. 14	at Rutgers *	W, 31-14	2	2	14	2	0	2	0	0	0	0	0	0	0	0
Nov. 27	Iowa *	L, 20-28	3	2	14	2	2	0	0	0	1	0	0	0	0	0
Dec. 26	vs. UCLA	W, 37-29	6	5	31	4	4	0	1	0	0	0	1	0	0	0
<b>Totals</b>			<b>54</b>	<b>48</b>	<b>48</b>	<b>296</b>	<b>38</b>	<b>21</b>	<b>17</b>	<b>10</b>	<b>2</b>	<b>1</b>	<b>2</b>	<b>1</b>	<b>0</b>	<b>0</b>

48 of 54 (88.9%)

## OPPONENT INSIDE NEBRASKA RED-ZONE

DATE	OPPONENT	SCORE	TIMES IN RZ	TIMES SCORED	PTS	TOTAL TDS	RUSH TDS	PASS TDS	FGS MADE	----- FAILED TO SCORE INSIDE RZ -----					HALF	GAME
										FGA	DNOWNS	INT	FUMB			
Sept. 5	BYU	L, 28-33	4	4	20	2	1	1	2	0	0	0	0	0	0	0
Sept. 12	South Alabama	W, 48-9	2	1	3	0	0	0	1	0	1	0	0	0	0	0
Sept. 19	at Miami	L, 33-36 (OT)	8	7	29	2	0	2	5	0	0	1	0	0	0	0
Sept. 26	Southern Miss	W, 36-28	7	4	28	4	2	2	0	2	1	0	0	0	0	0
Oct. 3	at Illinois *	L, 13-14	3	1	7	1	0	1	0	1	1	0	0	0	0	0
Oct. 10	Wisconsin *	L, 21-23	2	2	14	2	1	1	0	0	0	0	0	0	0	0
Oct. 17	at Minnesota *	W, 48-25	3	3	18	2	2	0	1	0	0	0	0	0	0	0
Oct. 24	Northwestern *	L, 28-30	5	4	16	1	1	0	3	0	0	0	0	0	1	0
Oct. 31	at Purdue *	L, 45-55	6	6	41	6	3	3	0	0	0	0	0	0	0	0
Nov. 7	Michigan State *	W, 39-38	3	3	21	3	1	2	0	0	0	0	0	0	0	0
Nov. 14	at Rutgers *	W, 31-14	2	2	14	2	1	1	0	0	0	0	0	0	0	0
Nov. 27	Iowa *	L, 20-28	1	1	7	1	0	1	0	0	0	0	0	0	0	0
Dec. 26	vs. UCLA	W, 37-29	3	2	15	2	1	1	0	1	0	0	0	0	0	0
<b>Totals</b>			<b>49</b>	<b>40</b>	<b>233</b>	<b>28</b>	<b>13</b>	<b>15</b>	<b>12</b>	<b>4</b>	<b>3</b>	<b>1</b>	<b>0</b>	<b>1</b>	<b>0</b>	<b>0</b>

40 of 49 (81.6%)

\*Big Ten Conference Game



**LONG SEASON PLAYS (20 OR MORE YARDS)**

	Husker Long Plays				Opponent Long Plays			
	Rush	Pass	Ret.	Total	Rush	Pass	Ret.	Total
BYU	0	3	1	4	3	5	0	8
South Alabama	2	5	1	8	0	4	2	6
Miami	1	7	4	12	1	5	2	8
Southern Miss	3	7	0	10	0	10	3	13
Illinois	2	1	2	5	3	3	0	6
Wisconsin	1	1	0	2	1	6	0	7
Minnesota	2	4	2	8	0	5	2	7
Northwestern	0	5	1	6	2	4	4	10
Purdue	2	6	3	11	2	1	5	8
Michigan State	1	8	4	13	2	6	1	9
Rutgers	3	2	1	6	1	2	4	7
Iowa	0	4	1	5	2	2	5	9
UCLA	4	3	0	7	1	5	2	8
<b>Totals</b>	<b>21</b>	<b>56</b>	<b>20</b>	<b>97</b>	<b>18</b>	<b>58</b>	<b>30</b>	<b>106</b>

**DRIVE SUPERLATIVES**

	Nebraska	Opponent
Most Yards (Result)	99 at Minnesota (TD)	99 vs. BYU (TD)
Most Plays (Result)	16 at Minnesota (FG)	16 vs. Michigan State (TD)
Most Time (Result)	6:56 Wisconsin TD	8:50 vs. Michigan State (TD)

**NEBRASKA LONG PLAYS (97; 21 RUNS; 56 PASSES; 20 RETURNS)**

Yards	Opponent	Play	Result
69	Minnesota	Run (Newby)	Touchdown
55	Wisconsin	Run (Janovich)	Touchdown
55	Illinois	Pass (Armstrong-Carter)	1st-10
53	Southern Miss	Pass (Armstrong-Janovich)	1st-10
52	Purdue	Pass (Fyke-Reilly)	1st-10
49	Southern Miss	Pass (Armstrong-Reilly)	1st-10
44	Rutgers	Pass (Armstrong-Moore)	Touchdown
43	BYU	IR (Jerry)	1st-10
43	Michigan State	Pass (Armstrong-Moore)	1st-10
42	Minnesota	PR (Pierson-El)	1st-10
42	Purdue	KOR (Morgan)	1st-10
41	Minnesota	IR (Kalu)	Touchdown
41	Wisconsin	Pass (Armstrong-Moore)	Touchdown
41	Miami	Pass (Armstrong-Reilly)	1st-10
41	Southern Miss	Pass (Armstrong-Reilly)	1st-10
40	Rutgers	Pass (Armstrong-Carter)	1st-10
38	Michigan State	Pass (Armstrong-Westerkamp)	Touchdown
38	Rutgers	Run (Cross)	1st-10
37	Northwestern	Pass (Armstrong-Reilly)	1st-10
35	Michigan State	Pass (Armstrong-Reilly)	1st-10
35	Purdue	Pass (Fyke-Westerkamp)	Touchdown
34	Minnesota	Pass (Armstrong-Reilly)	1st-10
34	Michigan State	KOR (Morgan)	1st-10
33	Michigan State	Pass (Armstrong-Westerkamp)	1st-10
33	Miami	Pass (Armstrong-Morgan)	1st-10
32	South Alabama	Run (Newby)	1st-10
32	Illinois	Run (Armstrong)	1st-10
32	Michigan State	KOR (Morgan)	1st-10
32	Minnesota	Pass (Armstrong-Moore)	Touchdown
32	Rutgers	Run (Carter)	Touchdown
31	Illinois	Run (Ozigbo)	1st-10
31	Miami	Pass (Armstrong-Westerkamp)	1st-10
30	South Alabama	Pass (Armstrong-Newby)	1st-10
30	Northwestern	Pass (Armstrong-Westerkamp)	1st-10
30	Purdue	Pass (Fyke-Ozigbo)	1st-10
30	Purdue	KOR (Reilly)	1st-10
30	Michigan State	Pass (Armstrong-Reilly)	Touchdown
28	Rutgers	Run (Ozigbo)	1st-10
28	Michigan State	Pass (Armstrong-Westerkamp)	1st-10
28	Southern Miss	Rush (Armstrong)	1st-10
28	Southern Miss	Rush (Janovich)	1st-10
28	UCLA	Pass (Armstrong-Westerkamp)	1st-10
27	Iowa	Pass (Armstrong-Reilly)	1st-10
27	Iowa	Pass (Armstrong-Carter)	1st-10
27	Southern Miss	Pass (Armstrong-Westerkamp)	1st-10
27	Miami	KOR (Morgan Jr.)	1st-10
27	BYU	Pass (Armstrong-Reilly)	1st-10
27	Minnesota	Pass (Armstrong-Westerkamp)	1st-10
26	Iowa	Pass (Armstrong-Westerkamp)	1st-10
26	Southern Miss	Pass (Armstrong-Morgan)	1st-10
26	UCLA	Rush (Armstrong)	1st-10
25	Iowa	Pass (Armstrong-Carter)	1st-10
25	Southern Miss	Rush (Janovich)	1st-10
25	South Alabama	Pass (Armstrong-Hovey)	1st-10
25	Minnesota	Run (Armstrong)	1st-10
25	Northwestern	Pass (Armstrong-Westerkamp)	1st-10
24	Northwestern	Pass (Armstrong-Reilly)	1st-10
24	Miami	PR (Westerkamp)	1st-10
24	UCLA	Pass (Armstrong-Carter)	1st-10
23	Miami	KOR (Morgan)	1st-10
23	Miami	Run (Newby)	1st-10
23	South Alabama	Pass (Armstrong-Reilly)	1st-10
23	Michigan State	KOR (Morgan)	1st-10
23	Purdue	Pass (Fyke-Carter)	1st-10
23	UCLA	Rush (Armstrong)	1st-10
23	UCLA	Rush (Armstrong)	1st-10
22	Purdue	Run (Newby)	1st-10
22	BYU	Pass (Armstrong-Moore)	Touchdown
22	South Alabama	Run (Newby)	1st-10
22	Miami	Pass (Armstrong-Westerkamp)	Touchdown
22	Southern Miss	Pass (Armstrong-Reilly)	1st-10
22	Illinois	KOR (Jordan)	1st-10
22	Illinois	KOR (Jordan)	1st-10
22	Michigan State	Pass (Armstrong-Reilly)	1st-10
22	Michigan State	KOR (Janovich)	1st-10
22	Michigan State	Pass (Armstrong-Westerkamp)	1st-10
22	Rutgers	KOR (Morgan)	1st-10
22	UCLA	Run (Turner)	1st-10
22	UCLA	Pass (Armstrong-Morgan)	Touchdown
21	Michigan State	Run (Cross)	1st-10
21	Miami	Pass (Armstrong-Westerkamp)	1st-10
21	Miami	Pass (Armstrong-Westerkamp)	1st-10
21	Miami	KOR (Morgan)	1st-10
21	Miami	Pass (Armstrong-Reilly)	Touchdown
21	South Alabama	IR (Jerry)	1st-10
21	South Alabama	Pass (Armstrong-Westerkamp)	Touchdown
21	BYU	Pass (Armstrong-Westerkamp)	1st-10
21	Northwestern	KOR (Stevenson)	1st-10
21	Purdue	KOR (Morgan)	1st-10
20	Iowa	KOR (Morgan)	1st-10
20	Purdue	Run (Reilly)	1st-10
20	Purdue	Pass (Fyke-Westerkamp)	1st-10
20	Purdue	Pass (Fyke-Morgan)	Touchdown
20	Northwestern	Pass (Armstrong-Turner)	1st-10
20	South Alabama	Pass (Armstrong-Reilly)	1st-10
20	Southern Miss	Pass (Armstrong-Moore)	1st-10
20	Minnesota	Pass (Armstrong-Moore)	1st-10

**OPPONENT LONG PLAYS (106; 18 RUNS; 58 PASSES; 30 RETURNS)**

Yards	Opponent	Play	Result
72	Northwestern	Pass (Blough-Yancey)	Touchdown
68	Northwestern	IR (VanHoose)	Touchdown
68	Iowa	Run (Canzer)	Touchdown
60	Northwestern	Run (Thorson)	1st-10
60	UCLA	Pass (Rosen-Walker)	Touchdown
56	Purdue	Run (Blough)	Touchdown
53	South Alabama	Pass (Clements-Magee)	1st-10
53	BYU	Pass (Hill-Kurtz)	1st-10
53	BYU	Run (Hill)	1st-10
53	Southern Miss	Pass (Mullens-Thomas)	1st-10
51	Rutgers	IR (Cioffi)	1st-10
50	Southern Miss	Pass (Mullens-Thompson)	1st-10
49	Northwestern	Run (Thorson)	1st-10
52	Miami	Pass (Kaaya-Scott)	1st-10
50	Illinois	Pass (Lunt-Turner)	1st-10
48	Illinois	Run (Vaughn)	1st-10
48	Illinois	Run (Ferguson)	1st-10
47	Miami	IR (Elder)	1st-10
43	Michigan State	Run (Holmes)	1st-10
42	BYU	Pass (Mangum-Mathews)	Touchdown
42	Purdue	IR (Williams)	1st-10
41	Miami	Run (Yearby)	Touchdown
40	Rutgers	Pass (Laviato-Grant)	1st-10
39	Southern Miss	Pass (Mullens-Smith)	1st-10
38	BYU	Pass (Mangum-Kurtz)	1st-10
38	Miami	Pass (Kaaya-Waters)	1st-10
37	Northwestern	Pass (Thorson-Vitale)	Touchdown
37	South Alabama	Pass (Clements-Ewert)	1st-10
36	South Alabama	Pass (Davis-Magee)	Touchdown
36	UCLA	KOR (Davis)	1st-10
36	UCLA	Pass (Rosen-Janmabo)	1st-10
34	Miami	Pass (Kaaya-Brady)	1st-10
34	Michigan State	Pass (Cook-Kings)	Touchdown
34	Michigan State	KOR (Shelton)	Touchdown
33	Michigan State	Pass (Cook-Burbridge)	Touchdown
33	South Alabama	Pass (Clements-Magee)	1st-10
33	Miami	Pass (Kaaya-Scott)	1st-10
32	Wisconsin	Run (Ogunbowale)	1st-10
32	UCLA	Run (Perkins)	1st-10
31	Wisconsin	Pass (Stave-Erickson)	1st-10
31	Miami	KOR (Coley)	1st-10
31	Minnesota	Pass (Leidner-Carter)	1st-10
30	Wisconsin	Pass (Stave-Wheelwright)	1st-10
30	Southern Miss	IR (Antoine)	1st-10
30	Northwestern	KOR (Shuler)	1st-10
29	Rutgers	Pass (Laviato-Carroll)	1st-10
29	Iowa	Rush (Canzer)	Touchdown
29	Minnesota	Pass (Leidner-Carter)	1st-10
29	Michigan State	Pass (Cook-Burbridge)	1st-10
29	Michigan State	Pass (Cook-Burbridge)	1st-10
28	Michigan State	Pass (Cook-Kings)	1st-10
28	Northwestern	Pass (Thorson-Jackson)	1st-10
28	Miami	Pass (Kaaya-Waters)	1st-10
28	Southern Miss	KOR (Smith)	1st-10
28	Southern Miss	Pass (Mullens-Thompson)	1st-10
28	Southern Miss	Pass (Mullens-Thompson)	1st-10
28	Purdue	KOR (Williams)	1st-10
27	Purdue	FR (Hudson)	1st-10
27	Northwestern	Pass (Thorson-Jackson)	1st-10
26	Iowa	IR (Mabin)	1st-10
26	Iowa	PR (King)	1st-10
26	South Alabama	KOR (Garrett)	1st-10
26	South Alabama	KOR (Garrett)	1st-10
26	Illinois	Pass (Lunt-Allison)	1st-10
26	Minnesota	KOR (Myrick)	1st-10
26	UCLA	Pass (Rosen-Starks)	Touchdown
26	Iowa	IR (Jewell)	1st-10
25	Iowa	Pass (Beathard-Kittle)	1st-10
25	Southern Miss	Pass (Mullens-Thomas)	1st-10
25	Northwestern	KOR (Vault)	1st-10
25	Southern Miss	Pass (Mullens-Richard)	1st-10
25	Minnesota	Pass (Leidner-Lingen)	1st-10
25	Michigan State	Run (Holmes)	1st-10
24	Iowa	KR (Parker)	1st-10
24	Minnesota	Pass (Leidner-Wolitsarsky)	1st-10
24	Minnesota	Pass (Leidner-Carter)	Touchdown
24	Minnesota	KOR (Johnson)	1st-10
24	BYU	Pass (Hill-Houk)	1st-10
24	Wisconsin	Pass (Stave-Erickson)	1st-10
24	Wisconsin	Pass (Stave-Fumagalli)	1st-10
24	Michigan State	Pass (Cook-Shelton)	1st-10
23	Purdue	KOR (Anthrop)	1st-10
22	Iowa	Pass (Beathard-Vandenberg)	1st-10
22	Purdue	KOR (Anthrop)	1st-10
22	Illinois	Pass (Lunt-Murdock)	Touchdown
22	Northwestern	KOR (Shuler)	1st-10
22	Northwestern	Run (Hicks)	1st-10
22	Rutgers	Run (Hicks)	1st-10
22	UCLA	Pass (Rosen-Duarte)	1st-10
22	UCLA	Pass (Rosen-Payton)	1st-10
22	UCLA	Pass (Rosen-Andrews)	1st-10
21	Iowa	KR (McCarron)	1st-10
21	BYU	Pass (Hill-Blackmon)	1st-10
21	BYU	Run (Hill)	Touchdown
21	Southern Miss	Pass (Mullens-Martin)	Touchdown
21	Southern Miss	Pass (Mullens-Martin)	1st-10
21	Purdue	Run (Jones)	1st-10
21	Rutgers	KOR (Hicks)	1st-10
20	Southern Miss	Pass (Mullens-ito)	1st-10
20	Southern Miss	KOR (Smith)	1st-10
20	BYU	Run (Hine)	1st-10
20	Illinois	Pass (Lunt-Allison)	1st-10
20	Wisconsin	Pass (Stave-Erickson)	1st-10
20	Wisconsin	Pass (Stave-Erickson)	1st-10
20	Rutgers	KOR (Hicks)	1st-10
20	UCLA	KOR (Grant)	1st-10
20	UCLA	KOR (Davis)	1st-10
20	UCLA	KOR (Davis)	1st-10

**GAME-OPENING DRIVES**

Opponent	[---- Nebraska ----]			[---- Opponent ----]		
	Pts.	1st Dwn	Yds	Pts.	1st Dwn	Yds
BYU	7	5	88	0	2	29
South Alabama	7	5	75	0	1	15
Miami	0	0	4	7	3	65
Southern Miss	7	5	71	0	0	0
Illinois	0	0	9	0	0	6
Wisconsin	0	0	4	0	2	31
Minnesota	7	2	82	7	3	75
Northwestern	3	2	26	0	0	2
Purdue	3	4	70	0	1	16
Michigan State	0	0	5	0	1	50
Rutgers	7	3	78	0	0	-10
Iowa	0	1	13	0	1	30
UCLA	7	3	75	7	2	79

**SECOND HALF-OPENING DRIVES**

Opponent	[---- Nebraska ----]			[---- Opponent ----]		
	Pts.	1st Dwn	Yds	Pts.	1st Dwn	Yds
BYU	0	0	0	0	1	15
South Alabama	0	1	30	0	1	37
Miami	7	5	75	7	4	75
Southern Miss	0	0	-2	7	1	25
Illinois	0	0	-7	0	1	19
Wisconsin	0	2	15	0	0	3
Minnesota	0	0	7	0	1	16
Northwestern	7	4	75	3	3	61
Purdue	7	4	75	7	5	80
Michigan State	7	3	69	7	3	84
Rutgers	0	2	26	0	3	27
Iowa	0	0	9	7	0	33
UCLA	7	4	78	0	0	-2



SCORING DRIVES

Game	Scoring Drives	[---Time---	[-Plays--]	5 or less	1 or 0
	Drives	Total Avg.	Total Avg.		
BYU	4	11:03 2:45	27 6.75	1	0
South Alabama	8	14:09 1:46	54 6.75	2	0
Miami	5	14:18 2:51	41 8.20	0	0
Southern Miss	8	17:44 2:13	57 7.13	4	0
Illinois	3	8:23 2:47	20 6.67	0	0
Wisconsin	3	10:55 3:38	25 8.33	1	0
Minnesota	8	25:30 3:11	53 6.63	3	1
Northwestern	6	23:57 3:59	56 9.33	1	1
Purdue	7	17:20 2:28	48 6.86	3	0
Michigan State	7	20:07 2:52	54 7.71	1	0
Rutgers	5	12:00 2:24	27 5.40	3	0
Iowa	4	9:33 2:21	32 8.00	1	0
UCLA	6	37:00 4:06	53 8.83	1	0
<b>Totals</b>	<b>74</b>	<b>209:34</b>	<b>2:49</b>	<b>547</b>	<b>7.39</b>
<b>Opponents</b>	<b>61</b>	<b>148:23</b>	<b>2:25</b>	<b>355</b>	<b>5.82</b>

NEBRASKA SCORING DRIVES

Opponent	[---Drive---	Plays	Yds	Time	Score	Qtr./Time	Play
BYU	9 88 3:47 7-0	1st/8:10	Westerkamp 14-yd. pass from Armstrong				
BYU	7 65 2:34 14-7	1st/0:16	Moore 22-yd. pass from Armstrong				
BYU	3 35 1:13 21-24	3rd/10:39	Newby 10-yd. run				
BYU	8 62 3:29 28-24	3rd/5:31	Foster 9-yd. pass from Armstrong				
South Alabama	10 75 3:51 7-0	1st/10:02	Newby 13-yd. run				
South Alabama	6 40 2:57 14-0	1st/6:05	Newby 8-yd. pass from Armstrong				
South Alabama	9 91 5:10 21-0	2nd/7:06	Newby 8-yd. run				
South Alabama	3 20 0:16 24-0	2nd/0:00	Brown 42-yd. FG				
South Alabama	6 75 1:55 31-0	3rd/8:04	Cross 9-yd. run				
South Alabama	12 67 6:13 34-3	4th/14:51	Brown 25-yd. FG				
South Alabama	6 71 2:33 41-3	4th/6:05	Westerkamp 8-yd. pass from Armstrong				
South Alabama	2 2 0:43 48-3	4th/8:30	Moore 2-yd. pass from Fyfe				
Miami	6 30 2:38 3-17	2nd/8:37	Brown 49-yd. FG				
Miami	10 75 4:47 10-27	3rd/9:03	Westerkamp 22-yd. pass from Armstrong				
Miami	8 75 2:38 18-33	4th/8:36	Moore 10-yd. pass from Armstrong				
Miami	9 80 2:09 25-33	4th/3:46	Reilly 21-yd. pass from Armstrong				
Miami	7 87 2:06 33-33	4th/0:33	Morgan 8-yd. pass from Armstrong				
Southern Miss	8 71 3:35 7-0	1st/9:57	Westerkamp 6-yd. pass from Armstrong				
Southern Miss	8 49 4:03 10-0	1st/4:24	Brown 29-yd. FG				
Southern Miss	11 70 5:02 13-0	2nd/10:49	Brown 27-yd. FG				
Southern Miss	5 46 2:33 16-0	2nd/5:31	Brown 40-yd. FG				
Southern Miss	5 43 1:57 19-0	2nd/1:34	Brown 22-yd. FG				
Southern Miss	5 19 0:34 22-0	2nd/0:00	Brown 50-yd. FG				
Southern Miss	11 93 4:04 29-7	3rd/0:27	Allen 10-yd. pass from Armstrong				
Southern Miss	4 39 1:15 35-21	4th/9:30	Armstrong 16-yd. run				
Illinois	6 76 2:26 7-0	2nd/12:35	Ozigo 19-yd. run				
Illinois	8 57 3:27 10-0	2nd/0:11	Brown 39-yd. FG				
Illinois	6 20 2:31 13-0	3rd/2:55	Brown 28-yd. FG				
Wisconsin	14 77 6:56 7-7	2nd/2:40	Armstrong 7-yd. run				
Wisconsin	5 62 1:29 14-7	2nd/0:31	Moore 41-yd. pass from Armstrong				
Wisconsin	6 75 2:39 21-20	4th/3:38	Janovich 55-yd. run				
Minnesota	3 82 1:22 7-7	1st/8:52	Newby 69-yd. run				
Minnesota	3 29 0:53 14-7	1st/3:50	Moore 32-yd. pass from Armstrong				
Minnesota	16 63 6:32 17-7	2nd/9:46	Brown 45-yd. FG				
Minnesota	8 75 4:07 24-14	2nd/1:55	Newby 9-yd. run				
Minnesota	10 99 5:47 31-14	3rd/4:16	Carter 10-yd. pass from Armstrong				
Minnesota	6 59 3:06 38-14	4th/14:21	Pierson-El 14-yd. pass from Armstrong				
Minnesota	7 38 3:43 41-25	4th/3:06	Brown 41-yd. FG				
Minnesota	0 0 0:00 48-25	4th/2:10	Kalu 41-yd. Interception return				
Northwestern	9 26 3:24 3-0	1st/10:26	Brown 43-yd. FG				
Northwestern	0 0 0:00 5-7	1st/5:19	Team Safety				
Northwestern	13 75 6:10 12-14	2nd/1:07	Reilly 10-yd. pass from Armstrong				
Northwestern	15 75 6:01 19-17	3rd/8:59	Armstrong 4-yd. run				
Northwestern	11 45 5:18 22-20	4th/14:55	Brown 48-yd. FG				
Northwestern	8 75 3:04 28-30	4th/4:23	Armstrong 3-yd. run				
Purdue	12 70 5:34 3-0	1st/7:53	Brown 41-yd. FG				
Purdue	5 58 1:56 9-14	2nd/11:52	Morgan 20-yd. pass from Fyfe				
Purdue	8 75 2:56 16-21	3rd/12:04	Cross 9-yd. run				
Purdue	8 70 2:38 23-42	4th/14:56	Hovey 17-yd. pass from Fyfe				
Purdue	5 71 1:20 31-42	4th/11:39	Janovich 1-yd. run				
Purdue	7 64 2:24 38-49	3th/3:27	Reilly 8-yd. pass from Fyfe				
Purdue	3 58 0:32 45-55	4th/0:30	Westerkamp 35-yd. pass from Fyfe				
Michigan State	9 38 4:01 3-0	1st/7:10	Brown 44-yd. FG				
Michigan State	7 80 3:28 10-0	1st/2:06	Westerkamp 38-yd. pass from Armstrong				
Michigan State	8 35 3:04 13-10	2nd/4:21	Brown 43-yd. FG				
Michigan State	6 69 2:26 20-17	3rd/12:31	Cross 1-yd. run				
Michigan State	10 65 4:08 26-31	4th/13:06	Armstrong 2-yd. run				
Michigan State	10 53 2:23 33-38	4th/1:47	Armstrong 1-yd. run				
Michigan State	4 91 0:38 39-38	4th/0:17	Reilly 30-yd. pass from Reilly				
Rutgers	8 78 4:04 7-0	1st/10:56	Carter 32-yd. run				
Rutgers	5 45 2:25 14-0	1st/2:39	Westerkamp 15-yd. pass from Armstrong				
Rutgers	2 50 0:45 21-0	2nd/11:49	Moore 44-yd. pass from Armstrong				
Rutgers	8 75 4:05 28-14	3rd/1:58	Carter 11-yd. pass from Armstrong				
Rutgers	4 4 0:39 31-14	4th/14:50	Brown 44-yd. FG				
Iowa	3 31 1:15 7-7	2nd/10:18	Cross 4-yd. run				
Iowa	6 59 1:08 10-14	2nd/0:03	Brown 39-yd. FG				
Iowa	11 75 5:17 17-21	3rd/7:00	Cross 4-yd. run				
Iowa	12 56 1:53 20-28	4th/1:17	Brown 42-yd. FG				
UCLA	12 75 6:27 7-7	1st/3:50	Cross 1-yd. run				
UCLA	4 75 1:32 14-21	2nd/6:23	Newby 3-yd. run				
UCLA	8 73 3:31 21-21	2nd/0:52	Janovich 1-yd. run				
UCLA	9 78 4:23 27-21	3rd/10:37	Morgan 22-yd. pass from Armstrong				
UCLA	11 67 4:32 30-21	3rd/4:50	Brown 20-yd. FG				
UCLA	9 51 4:01 37-21	4th/14:11	Armstrong 3-yd. run				

OPPONENT SCORING DRIVES

Opponent	[---Drive---	Plays	Yds	Time	Score	Qtr./Time	Play
BYU	4 99 1:31 7-7	1st/2:50	Hill 3-yd. run				
BYU	8 75 13:13 14-14	2nd/13:13	Hill 21-yd. run				
BYU	11 55 4:59 14-17	2nd/5:42	Samson 41-yd. FG				
BYU	3 22 1:13 14-24	2nd/3:48	Mathews 15-yd. pass from Hill				
BYU	9 71 4:15 28-27	4th/7:57	Samson 35-yd. FG				
BYU	7 76 0:48 28-33	4th/0:00	Mathews 42-yd. pass from Mangum South Alabama				
South Alabama	7 37 1:54 3-31	3rd/6:04	Sunson 37-yd. FG				
South Alabama	6 43 2:18 9-48	4th/3:36	Magee 36-yd. pass from Davis				
Miami	5 65 1:16 0-7	1st/12:49	Herndon 10-yd. pass from Kaaya				
Miami	4 60 1:36 0-14	1st/8:04	Grady 1-yd. pass from Kaaya				
Miami	12 64 1:36 0-17	1st/1:11	Badgley 23-yd. FG				
Miami	8 60 2:32 3-20	2nd/6:05	Badgley 27-yd. FG				
Miami	4 75 1:10 3-27	3rd/13:50	Yearley 41-yd. run				
Miami	12 63 5:21 10-30	3rd/2:42	Badgley 41-yd. FG				
Miami	6 50 1:26 10-33	4th/11:14	Badgley 28-yd. FG				
Miami	4 14 0:00 33-36	0T/0:00	Badgley 28-yd. FG				
Southern Miss	2 25 0:48 7-22	3rd/13:19	Ho 17-yd. run				
Southern Miss	6 78 1:47 14-29	4th/13:44	Martin 21-yd. pass from Mullens				
Southern Miss	5 53 1:06 21-29	4th/12:26	Martin 19-yd. pass from Mullens				
Southern Miss	7 75 2:35 28-36	4th/6:55	Richard 1-yd. run				
Southern Miss	10 75 2:34 7-13	4th/13:21	Murdock 22-yd. pass from Lunt				
Illinois	6 72 0:41 14-13	4th/0:10	Allison 1-yd. pass from Lunt				
Wisconsin	13 77 5:22 7-0	2nd/9:45	Furnagall 7-yd. pass from Stave				
Wisconsin	7 28 1:55 10-14	3rd/1:06	Gaglianone 45-yd. FG				
Wisconsin	11 84 4:32 17-14	4th/10:08	Ingold 1-yd. run				
Wisconsin	5 40 2:26 20-14	4th/6:17	Gaglianone 42-yd. FG				
Wisconsin	6 42 1:03 23-21	4th/0:04	Gaglianone 46-yd. FG				
Minnesota	7 75 4:56 14-10	1st/10:14	Carter 24-yd. pass from Leidner				
Minnesota	8 75 3:44 14-17	2nd/6:02	Maye 7-yd. run				
Minnesota	8 75 2:29 22-38	4th/11:52	Leidner 1-yd. run				
Minnesota	10 22 4:01 25-38	4th/6:49	Santoso 39-yd. FG				
Northwestern	4 70 1:35 7-3	1st/8:45	Thorson 1-yd. run				
Northwestern	0 0 0:00 14-5	2nd/7:17	VanHoose 72-yd. interception return				
Northwestern	6 61 1:02 17-12	2nd/0:00	Mitchell 28-yd. FG				
Northwestern	10 61 3:34 20-19	3rd/5:18	Mitchell 18-yd. FG				
Northwestern	9 77 2:34 27-22	4th/9:53	Vitale 37-yd. pass from Thorson				
Northwestern	5 31 1:15 30-22	4th/7:27	Mitchell 27-yd. FG				
Purdue	7 77 2:47 7-3	1st/5:06	Blough 56-yd. run				
Purdue	5 16 1:35 14-3	2nd/13:48	Anthrop 3-yd. pass from Blough				
Purdue	5 22 2:00 21-9	2nd/4:12	Young 4-yd. run				
Purdue	13 80 4:22 28-16	3rd/7:42	Jurasevich 5-yd. pass from Blough				
Purdue	2 84 0:59 35-16	3rd/5:19	Yancey 83-yd. pass from Blough				
Purdue	5 19 2:36 42-16	3rd/2:34	Yancey 9-yd. pass from Blough				
Purdue	1 6 0:05 49-31	4th/5:51	Jones 6-yd. run				
Purdue	7 45 2:25 55-38	4th/13:02	Jones 8-yd. run				
Michigan State	5 43 1:33 3-10	1st/0:30	Geiger 46-yd. FG				
Michigan State	6 57 2:54 10-10	2nd/11:34	Kings 34-yd. pass from Cook				
Michigan State	10 75 4:04 17-13	2nd/0:17	Kings 18-yd. pass from Cook				
Michigan State	6 84 3:13 24-20	3rd/9:13	Burrage 33-yd. pass from Cook				
Michigan State	10 83 4:19 31-20	3rd/2:14	Lyles 18-yd. pass from Cook				
Michigan State	16 75 8:56 38-26	4th/4:16	Holmes 1-yd. run				
Rutgers	3 6 1:23 7-21	2nd/1:17	Martin 1-yd. run				
Rutgers	2 35 0:39 14-21	3rd/6:03	Laviano 5-yd. pass from Grant				
Iowa	6 66 2:53 7-0	2nd/13:50	Kittle 10-yd. pass from Beathard				
Iowa	0 0 0:00 14-7	2nd/6:38	Hesse 4-yd. interception return				
Iowa	2 23 0:45 21-10	3rd/12:17	Canzeri 28-yd. run				
UCLA	1 68 0:10 28-17	3rd/6:43	Canzeri 68-yd. run				
UCLA	10 79 4:43 7-0	1st/10:17	Perkins 1-yd. run				
UCLA	4 86 1:38 14-7	2nd/11:04	Walker 60-yd. pass from Rosen				
UCLA	4 68 1:36 21-7	2nd/7:55	Starks 28-yd. pass from Rosen				
UCLA	8 76 2:35 29-37	4th/11:29	Payton 9-yd. pass from Rosen				

NEBRASKA POINTS OFF TURNOVERS

Game	ToS Gained	Tds	FG-FGA	Pts.	(NU Fumbles/Lost, INT)
BYU	1 (0/0 F/L, 1 INT)	1	0-0	7	2 (1/1 F/L, 1 INT)
South Alabama	3 (4/2 F/L, 1 INT)	2	1-1	17	1 (0/0 F/L, 1 INT)
Miami	1 (0/0 F/L, 0 INT)	0	0-0	0	3 (0/0 F/L, 3 INT)
Southern Miss	1 (2/1 F/L, 0 INT)	0	1-1	3	2 (2/1 F/L, 1 INT)
Illinois	0 (0/0 F/L, 0 INT)	0	0-0	0	2 (2/1 F/L, 1 INT)
Wisconsin	0 (0/0 F/L, 0 INT)	0	0-0	0	1 (1/1 F/L, 0 INT)
Minnesota	3 (1/1 F/L, 2 INT)	2	0-0	14	0 (0/0 F/L, 0 INT)
Northwestern	0 (0/0 F/L, 0 INT)	0	0-0	0	1 (0/0 F/L, 1 INT)
Purdue	0 (0/0 F/L, 0 INT)	0	0-0	0	5 (1/1 F/L, 4 INT)
Michigan State	1 (1/0 F/L, 1 INT)	0	1-1	3	2 (0/0 F/L, 2 INT)
Rutgers	2 (2/0 F/L, 2 INT)	0	0-0	0	3 (2/0 F/L, 3 INT)
Iowa	1 (3/1 F/L, 0 INT)	1	0-0	7	4 (0/0 F/L, 4 INT)
UCLA	2 (2/0 F/L, 2 INT)	0	0-0	0	1 (1/1 F/L, 0 INT)
<b>Nebraska</b>	<b>15 (15/5 F/L, 10 INT)</b>	<b>6</b>	<b>3-3</b>	<b>50</b>	<b>27 (11/6 F/L, 21 INT)</b>
<b>Opponent</b>	<b>27 (11/6 F/L, 21 INT)</b>	<b>12</b>	<b>1-3</b>	<b>87</b>	<b>15 (15/5 F/L, 10 INT)</b>

STARTING FIELD POSITION\*

	NU Avg. Start (yards/drives/in 20/past 50)	Opp. Avg. Start (yards/drives/in 20/past 50)	NU lead
BYU	28.7 (402/14/2/1)	29.9 (419/14/3/2)	-1.2
South Alabama	34.2 (444/13/2/3)	27.7 (332/12/3/1)	+6.5
Miami	25.4 (356/14/1/0)	31.0 (434/14/3/1)	





# Individual Career/Season Superlatives

## SEASON AND CAREER, MOST PASSING YARDS

Player	2015	Career
Tommy Armstrong Jr.	368 vs. Southern Miss	381 vs. USC, 2014
Ryker Fyfe	407 at Purdue	Same
De'Mornay Pierson-El	none	16 at Northwestern, 2014

\*Indicates touchdown pass

## SEASON AND CAREER, LONGEST PASS

2015	Career
55 vs. Southern Miss (Carter)	99* vs. Georgia, 2013 (Enunwa)
52 at Purdue (Reilly)	Same
	16* at Northwestern (Armstrong)

## SEASON AND CAREER, MOST RECEIVING YARDS

Player	2015	Career
Taariq Allen	21 vs. S. Alabama	34 at Iowa, 2014
Tommy Armstrong Jr.		16 at Northwestern, 2014
Christian Bailey		10 at Fresno State, 2014
Cethan Carter	76 vs. Iowa	Same
Sam Cotton	14 vs. Iowa	23 at Fresno State, 2014
Imani Cross	8 at Purdue	Same
Trey Foster	9 vs. BYU	9 at Purdue, 2013; vs. BYU, 2015
Lane Hovey	68 vs. S. Alabama	Same
Andy Janovich	53 vs. Southern Miss	Same
Luke McNitt	6 vs. S. Alabama	Same
Alonzo Moore	84 at Minnesota	Same
Stanley Morgan Jr.	78 at Miami	Same
Terrell Newby	38 vs. S. Alabama	Same
Devine Ozigbo	42 at Purdue	Same
De'Mornay Pierson-El	31 3x, last vs. Northwestern	134 vs. USC, 2014
Brandon Reilly	112 vs. Southern Miss	Same
Jamal Turner	26 vs. Iowa	84 at Wisconsin, 2011
Jordan Westerkamp	143 vs. Michigan State	158 at Michigan State, 2014
Mikale Wilbon	28 vs. BYU	Same

Indicates touchdown scored

## SEASON AND CAREER, LONGEST CATCH

2015	Career
14 vs. S. Alabama (Fyfe)	34* at Iowa, 2014 (Armstrong)
	16* at Northwestern, 2014 (Pierson-El)
	10* at Fresno State, 2014 (Fyfe)
55 at Illinois (Armstrong)	Same
14 vs. Iowa (Armstrong)	23* at Fresno State, 2014 (Armstrong)
8 at Purdue (Fyfe)	Same
9* vs. BYU (Armstrong)	9 at Purdue, 2013 (Kellogg); vs. BYU, 2015 (Armstrong)
25 vs. S. Alabama (Armstrong)	29 at Fresno State, 2014 (Armstrong)
53 vs. Southern Miss (Armstrong)	Same
6 vs. S. Alabama (Fyfe)	Same
44* at Rutgers (Armstrong)	Same
33 at Miami (Armstrong)	Same
30 vs. S. Alabama (Armstrong)	Same
30 at Purdue (Fyfe)	Same
19 vs. Wisconsin (Armstrong)	46 at Northwestern, 2014 (Armstrong)
52 at Purdue (Fyfe)	Same
16 vs. BYU (Armstrong)	43 vs. Fresno State, 2011 (Martinez)
38 vs. Michigan State (Armstrong)	70* at Fresno State, 2014 (Armstrong)
14 vs. BYU (Armstrong)	Same

## SEASON AND CAREER, MOST RUSHING YARDS

Player	2015	Career
Tommy Armstrong Jr.	63 vs. Southern Miss	131 vs. McNeese State, 2014
Cethan Carter	32 at Rutgers*	Same
Imani Cross	98 vs. Michigan State	109 vs. Illinois, 2014
Sam Foltz		14 vs. Wisconsin, 2014
Ryker Fyfe	-35 at Purdue	29 vs. Florida Atlantic, 2014
Andy Janovich	68 vs. Southern Miss	Same
Alonzo Moore	24 vs. BYU	Same
Graham Nabity		14 vs. South Dakota State, 2013
Jordan Nelson		35 vs. Illinois, 2014
Terrell Newby	198 vs. S. Alabama	Same
Devine Ozigbo	70 at Illinois	Same
De'Mornay Pierson-El	-1 vs. Northwestern	10 at Iowa, 2014
Brandon Reilly	20 at Purdue	Same
Jamal Turner	3 vs. Southern Miss	6 at UCLA, 2012
Jordan Westerkamp		7 vs. South Dakota State, 2013
Mikale Wilbon	21 vs. S. Alabama	Same

\*Indicates touchdown scored

## SEASON AND CAREER, LONGEST RUN

2015	Career
32 at Illinois	42 vs. McNeese State, 2014
32* at Rutgers	Same
21 vs. Michigan State	62* at Fresno State, 2014
	14 vs. Wisconsin, 2014
	15 vs. Florida Atlantic, 2014
7 at Purdue	Same
55* vs. Wisconsin	Same
19 vs. S. Alabama	Same
	6 vs. Southern Miss; vs. SDSU, 2013
	18 vs. Illinois, 2014
69* at Minnesota	Same
31 at Illinois	Same
-1 vs. Northwestern	6 at Iowa, 2014
20 at Purdue	Same
3 vs. Southern Miss	6 at UCLA, 2012
	7 vs. South Dakota State, 2013
19 vs. S. Alabama	Same

## SEASON AND CAREER, MOST TACKLES, TFLS AND SACKS

Player	Tackles (2015)	Career	TFL (2015)	Career	Sacks (2015)	Career
Freedom Akinmoladun	6 at Miami	Same	2 vs. S. Alabama; USM	Same	2.0 vs. Southern Miss	Same
Josh Banderas	10 at Minn.; vs. Northwestern	11 vs. UCLA, 2013	2 vs. BYU; at Rutgers	2 3x, last at Rutgers, 2015		1 vs. UCLA, 2013 at Purdue, 2013
Byerson Cockrell	10 vs. Wisconsin	Same	1 4x, last vs. Iowa	1 5x, last vs. Iowa		Same
Maliek Collins	9 at Illinois	Same	3 at Illinois	3 vs. Rutgers, 2014; at Illinois	1.5 at Illinois	Same
Daniel Davie	6 vs. S. Alabama	8 vs. Purdue, 2014		2 at Fresno State; vs. Miami		Same
Ross Dzuris	5 at Purdue	Same	2 vs. Northwestern	Same	1.0 at Purdue, at Rutgers	Same
Tyrin Ferguson	1 3x, last at Minnesota	Same		Same		Same
Jack Gangwish	4 vs. Northwestern	5 vs. McNeese State; at Iowa, 2014	2 vs. BYU	Same	1.0 vs. BYU	Same
Nate Gerry	14 vs. Michigan State	15 at Iowa, 2014	1 at Miami; vs. Northwestern	3 at Iowa, 2014	1.0 vs. Northwestern	Same
Luke Gifford	4 vs. S. Alabama	Same	1 vs. S. Alabama	Same		Same
Lane Hovey		2 vs. McNeese State, 2014		Same		Same
Charles Jackson		3 vs. Wyoming, 2013		Same		Same
Chris Jones	3 5x last, vs. Michigan State	Same	1 vs. Southern Miss	Same	1.0 vs. Southern Miss	Same
Boaz Joseph	1 3x, last at Purdue	1 at Fresno State, 2014		Same		Same
Joshua Kalu	9 vs. BYU; vs. Wisconsin	Same	2 vs. BYU	Same	1.0 vs. Southern Miss	Same
Joe Keels		1 at Fresno State, 2014		Same		Same
Greg McMullen	4 3x, last at Rutgers	9 vs. McNeese State, 2014	3 at Rutgers	Same	2.0 at Rutgers	Same
Kevin Maurice	8 at Illinois	Same	1 vs. S. Alabama; vs. Michigan St.	2 vs. Purdue, 2014	1.0 vs. S. Alabama	2.0 vs. Purdue
A.J. Natter	1 vs. S. Alabama	1 vs. Fla. Atlantic, 2014; vs. S. Alabama		Same		Same
Marcus Newby	8 vs. Michigan State	Same	1 5x, last at Rutgers	1 6x, last at Rutgers, 2015	1.0 at Rutgers	1 2x, last at Rutgers, 2015
Givens Price	1 vs. S. Alabama	Same		Same		Same
Logan Rath		4 vs. Florida Atlantic, 2014		1 vs. Florida Atlantic, 2014		Same
Antonio Reed	1 6x, last vs. Iowa	Same		Same		Same
Michael Rose-Ivey	10 vs. S. Alabama	17 vs. Iowa, 2013	1 3x, last vs. Northwestern	4 vs. Iowa, 2013		Same
Jonathan Rose	8 vs. S. Alabama; at Minnesota	Same	1 vs. S. Alabama	Same		Same
Brad Simpson	1 vs. Southern Miss; at Minnesota	1 3x, last vs. Southern Miss		Same		Same
Mick Stollenberg	1 2x, last vs. Iowa	Same	1 vs. S. Alabama	Same	1.0 vs. S. Alabama	Same
Aaron Williams	7 at Purdue	Same	1 at Illinois; at Purdue	Same		Same
Kevin Williams	1 2x, last vs. Iowa	6 at Iowa, 2014		3 at Northwestern, 2014		2.5 at Northwestern, 2014
Kieron Williams	1 5x, last vs. Iowa	2 vs. McNeese St., 2014; vs. Purdue 2014		1 vs. Illinois, 2014		Same
Vincent Valentine	3 vs. Wisconsin	6 vs. Miami; at Iowa, 2014	2 vs. Wisconsin	3 at Fresno State, 2014	1.0 3x, last at Rutgers	2.0 at Fresno State, 2014
Chris Weber	17 at Illinois	Same	3 at Illinois	Same		Same
Dedrick Young	11 at Illinois	Same	2 at Illinois	Same		Same



# Nebraska Statistical Highs and Lows

NEBRASKA TOTALS	HIGHS	LOWS
Points Scored	48 vs. South Alabama; at Minnesota	13 at Illinois
First Downs	31 vs. South Alabama; vs. UCLA	12 at Illinois
Rushing Attempts	62 vs. UCLA	29 at Purdue
Rushing Yards	326 vs. UCLA	77 at Purdue
Passes Attempted	48 vs. Northwestern; at Purdue	19 vs. UCLA
Passes Completed	29 at Purdue	10 at Illinois
Had Intercepted	4 at Purdue; vs. Iowa	0 vs. Wisconsin; at Minnesota; vs. UCLA
Passing Yards	407 at Purdue	105 at Illinois
Total Plays	86 vs. Northwestern	59 at Rutgers
Total Yards	610 vs. Southern Miss	292 at Illinois
Possession Time	38:52 vs. Northwestern	27:35 vs. Michigan State
Fumbles	2 vs. Southern Miss, at Rutgers	0 vs. South Alabama; at Miami; vs. Northwestern; vs. Michigan State, vs. Iowa
Fumbles Lost	1 vs. BYU; Southern Miss, at Illinois; vs. Wisconsin; at Purdue	0, seven times
Turnovers	5 at Purdue	0 at Minnesota
Turnover Margin	+3 at Minnesota	-5 at Purdue
Penalties	12 vs. BYU; at Miami; vs. Southern Miss	2 at Minnesota; at Rutgers
Yards Penalized	98 at Miami	15 at Rutgers
Sacks By-Yards Lost	6-41 at Rutgers	0-0 vs. Michigan State, 0-0 vs. Iowa; 0-0 vs. UCLA
Team Tackles for Loss-Yards	12-51 at Rutgers	3-15 at Miami; 3-3 at Purdue; 3-6 vs. Michigan State

OPPONENT TOTALS	HIGHS	LOWS
Points Scored	55 at Purdue	8 vs. South Alabama
First Downs	26 vs. Wisconsin	11 vs. Iowa
Rushing Attempts	39 at Rutgers	16 vs. UCLA
Rushing Yards	183 at Purdue	19 vs. South Alabama
Passes Attempted	50 vs. Wisconsin	16 vs. Iowa
Passes Completed	28 vs. BYU; at Purdue	9 vs. Iowa
Had Intercepted	2 at Minnesota; at Rutgers; vs. UCLA	0 at Illinois; vs. Wisconsin; vs. Northwestern; at Purdue, vs. Iowa
Passing Yards	379 vs. BYU; at Miami	97 vs. Iowa
Total Plays	84 vs. Wisconsin	44 vs. Iowa
Total Yards	511 vs. BYU; at Miami	250 vs. Iowa
Possession Time	32:25 vs. Michigan State	21:02 vs. Northwestern
Fumbles	4 vs. South Alabama	0 vs. BYU; at Miami; at Illinois; vs. Wisconsin; vs. Northwestern; at Purdue
Fumbles Lost	2 vs. South Alabama	0, 9 times
Turnovers	3 vs. South Alabama	0 at Illinois; vs. Wisconsin; vs. Northwestern; at Purdue
Turnover Margin	+5 at Purdue	-3 at Minnesota
Penalties	13 at Miami	3 at Illinois
Yards Penalized	114 at Miami	23 at Rutgers
Sacks By-Yards Lost	3-24 vs. BYU	0-0 vs. South Alabama; vs. Wisconsin; 0-0 vs. Michigan State; 0-0 vs. Iowa
Team Tackles for Loss-Yards	9-41 vs. Northwestern; 9-34 at Purdue	2-6 vs. Wisconsin

## NEBRASKA INDIVIDUAL HIGHS

Most Rushing Attempts.....	28; Terrell Newby vs. South Alabama
Most Net Rushing Yards.....	198; Terrell Newby vs. South Alabama
Most Rushing TDs.....	2; Terrell Newby vs. South Alabama; at Minnesota; Tommy Armstrong Jr. vs. Northwestern, vs. Michigan State; Imani Cross vs. Iowa
Longest TD Run.....	69; Terrell Newby at Minnesota
Longest Run, No TD.....	38; Imani Cross at Rutgers
Most Pass Attempts.....	49; Ryker Fyfe at Purdue
Most Completed Passes.....	29; Ryker Fyfe at Purdue
Most Passing Yards.....	407; Ryker Fyfe at Purdue
Most Passing TDs.....	4; Tommy Armstrong Jr. at Miami; Ryker Fyfe at Purdue
Longest TD Pass.....	44; Tommy Armstrong Jr. to Alonzo Moore at Rutgers
Longest Pass, No TD.....	55; Tommy Armstrong Jr. to Cethan Carter at Illinois
Most Pass Receptions.....	11; Jordan Westerkamp vs. Southern Miss
Most Receiving Yards.....	143; Jordan Westerkamp vs. Michigan State
Most TD Receptions.....	1; 27 times
Most Total Offense Attempts.....	60; Tommy Armstrong Jr. vs. Northwestern (12 rush, 48 passes)
Most Total Offense Yards.....	431; Tommy Armstrong Jr. vs. Southern Miss (63 rush, 368 pass)
Most All-Purpose Attempts.....	30; Terrell Newby vs. South Alabama (28 rushes, 2 receptions; 0 kickoff returns)
Most All-Purpose Yards.....	236; Terrell Newby vs. South Alabama
Most Touchdowns Scored.....	3; Terrell Newby vs. South Alabama
Most Field Goals Attempted.....	7; Drew Brown vs. Southern Miss (Tied school record)
Most Field Goals Made.....	5; Drew Brown vs. Southern Miss
Longest Field Goal Made.....	50; Drew Brown vs. Southern Miss
Longest Field Goal Attempted.....	52; Drew Brown vs. Wisconsin
Most Interceptions.....	1; 10 times
Longest Interception TD Return.....	41; Joshua Kalu at Minnesota
Longest Interception Return, No TD.....	43; Nate Gerry vs. BYU
Longest Fumble TD Return.....	None
Longest Fumble Return, No TD.....	1; Kevin Williams vs. Southern Miss
Longest Punt Return, TD.....	None
Longest Punt Return, No TD.....	42; De'Mornay Pierson-El at Minnesota
Most Punt Return Yardage.....	33; Jordan Westerkamp at Miami
Longest Kickoff Return, TD.....	None
Longest Kickoff Return, No TD.....	42; Stanley Morgan Jr. at Purdue
Longest Blocked Punt, TD.....	None
Longest Blocked Field Goal Return.....	None
Most Kickoff Return Yardage.....	89; Stanley Morgan Jr. vs. Michigan State (3 returns)
Most Punts.....	9; Sam Foltz at Illinois (46.9 avg.); vs. Wisconsin (43.8 avg.)
Highest Punting Average.....	50.7; Sam Foltz vs. Northwestern (6 punts)
Longest Punt.....	67; Sam Foltz vs. BYU



# Nebraska Statistical Highs and Lows

## NEBRASKA INDIVIDUAL HIGHS...(CONTINUED)

Most Total Tackles.....17; Chris Weber vs. Southern Miss (5 solo, 12 asst.)  
 Most Solo Tackles.....9; Nate Gerry vs. Michigan State  
 Most Tackles for Loss .....3; Maliek Collins at Illinois (17 yards); Chris Weber at Illinois (8 yards); Greg McMullen at Rutgers (11 yards)  
 Most Yards Lost.....17; Freedom Akinmoladun vs. Southern Miss (2 TFL); Maliek Collins at Illinois (3 TFL)  
 Most Quarterback Sacks.....2; Freedom Akinmoladun vs. Southern Miss; Greg McMullen at Rutgers  
 Most Yards Lost.....17; Freedom Akinmoladun vs. Southern Miss (2.0 sack)  
 Most Pass Breakups .....4; Marcus Newby vs. Wisconsin (position record); Joshua Kalu vs. Wisconsin  
 Most Blocked Field Goals .....None  
 Most Blocked Punts.....1; Andy Janovich vs. Northwestern  
 Most Blocked PAT .....1; Joshua Kalu at Purdue

## OPPONENT INDIVIDUAL HIGHS

Most Yards Rushing .....140; Jordan Canzeri (Iowa)  
 Most Rushing Attempts.....24; Ke'Shawn Vaughn (Illinois)  
 Most Yards Passing .....447; Nick Mullens (Southern Miss)  
 Most Passing Attempts.....50; Joel Stave (Wisconsin)  
 Most Pass Completions .....28; David Blough (Purdue)  
 Most Pass Receptions.....11; KJ Maye (Minnesota)  
 Most Yards Receiving.....164; Aaron Burbridge (Michigan State)

## OPPONENT INDIVIDUAL LONGEST PLAYS

Rush.....68; Clayton Thorson (Northwestern), Jordan Canzeri (Iowa)  
 Pass.....83; David Blough to DeAngelo Yancey (Purdue)  
 Field Goal.....46; Rafael Gaglianone (Wisconsin); Michael Geiger (Michigan State)  
 Punt Return .....28; V'Angelo Bentley (Illinois)  
 Kickoff Return.....33; R.J. Shelton (Michigan State)  
 Fumble Return.....27; Garrett Hudson (Purdue)  
 Interception Return.....72; Nick VanHoose (Northwestern)  
 Punt.....77; Jonny Linehan (BYU)

# Nebraska Starting Lineups

## HUSKER OFFENSIVE STARTERS GAME-BY-GAME

Opponent	WR	WR	TE	RT	RG	C	LG	LT	QB	IB	FB	PK
BYU	Moore	Hovey	Sutton	Gates	Kondolo	Reeves	Utter	Lewis	Armstrong	Newby	Janovich	D. Brown
South Alabama	Morgan	Reilly	Cotton	Gates	Kondolo	Reeves	Utter	Lewis	Armstrong	Newby	Janovich	D. Brown
Miami	Hovey	Reilly	Carter	Gates	Kondolo	Reeves	Utter	Lewis	Armstrong	Newby	Westerkamp #	D. Brown
Southern Miss	Morgan	Reilly	Carter	Gates	Kondolo	Reeves	Utter	Lewis	Armstrong	Newby	Westerkamp #	D. Brown
Illinois	Moore	Reilly	Carter	Gates	Kondolo	Reeves	Utter	Lewis	Armstrong	Newby	Cotton ^	D. Brown
Wisconsin	Pierson-El	Morgan	Carter	Gates	Kondolo	Reeves	Utter	Lewis	Armstrong	Westerkamp#	Janovich	D. Brown
Minnesota	Moore	Allen	Carter	Sterup	Kondolo	Reeves	Utter	Lewis	Armstrong	Newby	Cotton ^	D. Brown
Northwestern	Moore	Allen	Carter	Sterup	Kondolo	Reeves	Utter	Lewis	Armstrong	Newby	Cotton ^	D. Brown
Purdue	Hovey	Reilly	Carter	Sterup	Kondolo	Reeves	Utter	Lewis	Fyfe	Newby	Janovich	D. Brown
Michigan State	Moore	Westerkamp	Carter	Gates	Sterup	Reeves	Utter	Lewis	Armstrong	Cross	Cotton ^	D. Brown
Rutgers	Hovey	Cotton ^	Carter	Gates	Sterup	Reeves	Utter	Lewis	Armstrong	Cross	Janovich	D. Brown
Iowa	Hovey	Reilly	Carter	Gates	Sterup	Reeves	Utter	Lewis	Armstrong	Cross	Janovich	D. Brown
UCLA	Turner	Allen	Carter	Gates	Sterup	Reeves	Utter	Lewis	Armstrong	Cross	Cotton ^	D. Brown

#-opened in three wide receiver formation; %-NU opened in a four-receiver set (three receivers and a tight end); ^-NU opened in two tight end set; \$-NU opened in four receiver set (no tight end)

## HUSKER DEFENSIVE STARTERS GAME-BY-GAME

Opponent	DE	DT	DT	DE	LB	LB	LB	LCB	FS	SS	RCB	P
BYU	McMullen	Collins	Valentine	Gangwish	Young	Banderas	A. Williams*	Davie	Gerry	Cockrell	Kalu	Foltz
South Alabama	McMullen	Collins	Valentine	Akinmoladun	Rose-Ivey	Weber	M. Newby	Davie	Gerry	Cockrell	Kalu	Broekmeier
Miami	McMullen	Collins	Williams	Akinmoladun	Rose-Ivey	Banderas	Young	Davie	Gerry	Cockrell	Kalu	Foltz
Southern Miss	McMullen	Collins	Williams	Akinmoladun	Young	Weber	M. Newby	J. Rose	Gerry	Cockrell	Kalu	Foltz
Illinois	McMullen	Collins	Maurice	Akinmoladun	Young	Weber	Jones*	J. Rose	Gerry	Cockrell	Kalu	Foltz
Wisconsin	Dzuris	Collins	McMullen	Gangwish	Young	Weber	M. Newby	J. Rose	Gerry	Cockrell	Kalu	Foltz
Minnesota	Dzuris	Collins	McMullen	Gangwish	Young	Banderas	M. Newby	J. Rose	Gerry	Cockrell	Kalu	Foltz
Northwestern	Dzuris	Collins	McMullen	Gangwish	Young	Banderas	Jones*	Davie	Gerry	Cockrell	Kalu	Foltz
Purdue	Dzuris	Valentine	McMullen	Gangwish	Young	Banderas	Jones*	Davie	Gerry	A. Williams	Kalu	Foltz
Michigan State	McMullen	Collins	Valentine	Gangwish	Young	Banderas	M. Newby	Jones	Gerry	A. Williams	Kalu	Foltz
Rutgers	McMullen	Collins	Valentine	Gangwish	Young	Banderas	J. Rose*	Jones	Gerry	Cockrell	Kalu	Foltz
Iowa	McMullen	Collins	Valentine	Gangwish	Young	Banderas	Newby	Jones	Gerry	Cockrell	Kalu	Foltz
UCLA	McMullen	Collins	Valentine	Gangwish	Rose-Ivey	Banderas	Williams @	Jones	Gerry	Cockrell	Kalu	Foltz

\* - NU opened with nickel package # - NU opened with dime packages; %-NU opened with five defensive linemen; @-NU opened with three safeties; I-NU opened with 3 defensive ends

# Overall Participation

## PLAYER (GAMES):

Armstrong Jr, Tommy (12/12); Akinmoladun, Freedom (11/4); Allen, Taariq (13/3); Bailey, Christian (5/0); Banderas, Josh (9/9); Broekemeier, Tyson (2/-); Brown, Drew (13/-); Carter, Cethan (11/11); Cockrell, Byerson (12/12); Collins, Maliek (13/12); Cotton, Sam (13/7); Cross, Imani (12/4); Davie, Daniel (6/5); Dzuris, Ross (13/4); Ferguson, Tyrin (11/-); Finnan, Matt (5/-); Foltz, Sam (12/-); Foster, Jerald (13/-); Foster, Trey (10/-); Fyfe, Ryker (2/1); Gangwish, Jack (10/9); Gates, Nick (10/10); Gerry, Nate (13/13); Gifford, Luke (6/-); Hahn, Sam (3/-); Hovey, Lane (13/5); Jackson, Charles (1/-); Janovich, Andy (13/6); Jones, Chris (13/7); Jordan, Harrison (3/-); Joseph, Boaz (11/-); Kalu, Joshua (13/13); King, Sedrick (2/-); Knevel, David (8/-); Kondolo, Chongo (13/9); Lewis, Alex (13/13); Lindsay, Spencer (1/-); Long, Chris (1/-); Maurice, Kevin (10/1); McMullen, Greg (13/13); McNiitt, Luke (5/-); Moore, Alonzo (12/5); Morgan Jr., Stanley (13/3); Mosley, Trai (8/-); Nabity, Graham (12/-); Natter, A.J. (3/-); Nelson, Jordan (12/-); Newby, Marcus (10/6); Newby, Terrell (13/8); Ober, Jordan (13/-); Ozigbo, Devine (11/-); Pierson-El, De'Mornay (5/1); Price, Givens (2/-); Reed, Antonio (13/-); Reeves, Ryne (13/13); Reilly, Brandon (13/6); Rose, Jonathan (9/5); Rose-Ivey, Michael (7/2); Simpson, Brad (12/-); Sterup, Zach (9/7); Stevenson, Jordan (3/-); Stollenberg, Mick (8/-); Sutton, David (6/1); Taylor, Adam (13/-); Thurston, Paul (12/-); Turner, Jamal (13/1); Utter, Dylan (13/13); Valentine, Vincent (10/7); Weber, Chris (10/4); Westerkamp, Jordan (13/4); Whitaker, Corey (3/-); Wilbon, Mikale (4/-); Williams, Aaron (13/3); Williams, Kevin (8/2); Williams, Kieron (12/-); Young, Dedrick (12/11).



## Game 1 | BYU 33, Nebraska 28

SCORE BY QUARTERS	1	2	3	4	FINAL
BYU	7	17	0	9	33
Nebraska	14	0	14	0	28

**Lincoln (Sept. 5)** --- Tanner Mangum's 42-yard Hail Mary pass to Mitch Mathews on 4th-and-3 as time expired gave BYU a 33-28 win over Nebraska in the season opener for both teams.

Nebraska erased a 10-point halftime deficit and took a 28-24 lead after Trey Foster's nine-yard touchdown pass from Tommy Armstrong Jr. midway through the third quarter, as Armstrong completed 24-of-41 passes for 319 yards with three touchdowns.

BYU closed to within 28-27 after Trevor Samson's 35-yard field goal with 7:57 left. The Huskers were unable to convert on the ground on a pair of 3rd-and-1 runs late in the game, but Armstrong led Nebraska into field goal position on its final drive with less than a minute left. However Drew Brown missed a 41-yard field goal with 48 seconds left to give BYU a final chance.

Mangum, who replaced an injured Taysom Hill, guided the Cougars to past midfield before his heave to Mathews, who caught the ball over two Husker defenders and fell into the end zone for the game winner, snapping Nebraska's 29-yard winning streak in season openers.

Hill finished with 268 yards passing and one touchdown while rushing for two scores before leaving the game with a season-ending foot injury. Mangum completed 7-of-11 passes for 111 yards and a TD.

Nebraska got off to a 14-7 lead in the first quarter, as Armstrong connected on scoring passes to Jordan Westerkamp and Alonzo Moore. Westerkamp, who caught seven passes for 107 yards, opened the game on a nifty catch and run, escaping several would-be tacklers en route to the score.

Hill and the Cougars controlled the second quarter, beginning with a 21-yard Hill touchdown run to tie the game at 14 with 13:13 left in the half. After Samson's first field goal gave the Cougars the lead, Hill connected with Mathews for a 15-yard passing touchdown to push BYU's edge to 24-14 heading to the half.

Nebraska's defense turned the tide in the third quarter, as safety Nate Gerry picked off Hill and returned it 43 yards to the BYU 35. The Huskers capitalized three plays later as Terrell Newby went the final 10 yards to pull the Huskers within 24-21.

The Blackshirts shut down the Cougars on the next two drives to set up an eight-play, 62-yard march capped by Armstrong's nine-yard touchdown pass to tight end Foster to give the hosts a four-point lead.



## Game 2 | Nebraska 48, S. Alabama 9

SCORE BY QUARTERS	1	2	3	4	FINAL
South Alabama	0	0	3	6	9
Nebraska	14	10	7	17	48

**Lincoln (Sept. 12)** --- Nebraska used a balanced offense and a stingy defense in posting a 48-9 win over South Alabama, giving Mike Riley his first win as head coach of the Huskers.

Terrell Newby raced to career highs of 198 yards and a pair of scores, while also catching an eight-yard touchdown grab, as the Huskers took a 24-0 halftime lead and cruised to the win.

Nebraska was opportunistic on defense, forcing three turnovers that led to 17 Husker points, while holding South Alabama to just 19 rushing yards.

Tommy Armstrong Jr. orchestrated a Nebraska passing game that accounted for 303 yards and three touchdowns, as he finished 21-of-30 for 270 yards and two scores.

Newby, who carried a then-career-high 17 times for a career-high 118 yards in the first half alone, accounted for all three Husker touchdowns in the first half, as the Big Red raced to a 24-0 lead. Newby capped NU's first drive with a 13-yard scoring run before his eight-yard TD reception four minutes later staked the Huskers to a 14-0 cushion. Newby tacked on his third score of the half midway through the second stanza, scoring from eight yards to put NU ahead 21-0.

Nebraska took advantage of a South Alabama turnover in the final seconds of the half, as the Huskers recovered a muffed punt and capitalized three plays later as Drew Brown added a 42-yard field goal as time expired to send Nebraska to the locker room up 24-0.

While Newby controlled the ground game, Brandon Reilly and Lane Hovey were the primary targets for Armstrong, as NU rolled up 561 yards of total offense. Reilly notched five receptions for 71 yards, while Hovey pulled down career highs of five receptions for 68 yards.

The Blackshirts held South Alabama scoreless for nearly three quarters and didn't allow a touchdown until 3:36 left in the fourth quarter.

Michael Rose-Ivey, making his first appearance since the 2014 Gator Bowl, led NU with 10 tackles, while Jonathan Rose added a career-high eight tackles.



### SCORING SUMMARY

QTR	TIME	TEAM	SCORE
1st	08:10	NEB	Westerkamp 14 yd pass from Armstrong (Brown kick)
1st	02:50	BYU	Hill 3 yd run (Samson kick)
1st	00:16	NEB	Moore 22 yd pass from Armstrong (Brown kick)
2nd	13:13	BYU	Hill 21 yd run (Samson kick)
2nd	05:42	BYU	Samson 41 yd field goal
2nd	03:48	BYU	Mathews 15 yd pass from Hill (Samson kick)
3rd	10:39	NEB	Newby 10 yd run (Brown kick)
3rd	05:31	NEB	Foster 9 yd pass from Armstrong (Brown kick)
4th	07:57	BYU	Samson 35 yd field goal
4th	00:00	BYU	Mathews 42 yd pass from Mangum (no kick)

### TEAM STATISTICS

	BYU	NEB
FIRST DOWNS	21	25
RUSHES-YARDS (NET)	26-132	37-126
PASSING YDS (NET)	379	319
Passes Att-Comp-Int	46-28-1	41-24-1
TOTAL OFFENSE PLAYS-YARDS	72-511	78-445
Fumble Returns-Yards	0-0	0-0
Punt Returns-Yards	1-11	1-5
Kickoff Returns-Yards	1-19	1-19
Interception Returns-Yards	1-0	1-43
Punts (Number-Avg)	5-51.0	6-44.2
Fumbles-Lost	0-0	1-1
Penalties-Yards	4-30	12-90
Possession Time	27:07	32:53
Third-Down Conversions	3 of 14	6 of 13
Fourth-Down Conversions	2 of 4	0 of 0
Red-Zone Scores-Chances	4-4	3-3
Sacks By: Number-Yards	3-24	3-11

**RUSHING: BYU-** Hill, Taysom 9-72; Hine, Adam 4-37; Mangum, Tanner 5-26; Juergens, Mitch 1-7; Brown, Algonson 3-1; Carter, Nate 4-minus-11. **Nebraska-** Newby, Terrell 10-43; Cross, Imani 7-34; Moore, Alonzo 2-24; Wilbon, Mikale 6-14; Reilly, Brandon 1-11; Armstrong Jr., Tommy 9-2; Turner, Jamal 2-minus-2

**PASSING: BYU-** Hill, Taysom 21-34-1-268-1; Mangum, Tanner 7-11-0-111-1; **TEAM** 0-1-0-0-0. **Nebraska-** Armstrong Jr., Tommy 24-41-1-319-3

**RECEIVING: BYU-** Kurtz, Nick 5-123; Blackmon, Devon 5-43; Houk, Terrence 4-59; Juergens, Mitch 4-30; Mathews, Mitch 3-69; Pearson, Colby 3-28; Brown, Algonson 2-9; Laulu-Pututau, Moroni 1-10; Henderson, Kurt 1-8. **Nebraska-** Westerkamp, Jordan 7-107; Reilly, Brandon 5-70; Moore, Alonzo 3-48; Wilbon, Mikale 2-28; Turner, Jamal 2-21; Morgan Jr., Stanley 2-19; Hovey, Lane 2-17; Foster, Trey 1-9.

**INTERCEPTIONS: BYU-** Hannemann, Micah 1-0. **Nebraska-** Gerry, Nate 1-43

**FUMBLES: BYU-** None. **Nebraska-** Armstrong Jr., Tommy 1-1

**SACKS (Sacks-Yds): BYU-** Langi, Harvey 1-2; Taelle, Logan 1-8; Kaufusi, Bronsen 1-14. **Nebraska-** Akinmoladun, Freedom 1-3; McMullen, Greg 1-7; Gangwish, Jack 1-1.

**TACKLE LEADER (UA-A):** BYU-Pikula, Manoa 3-4. **Nebraska-** Kalu, Joshua 8-1.

### SCORING SUMMARY

QTR	TIME	TEAM	SCORE
1st	10:02	NEB	Newby 13 yd run (Brown kick)
1st	06:05	NEB	Newby 8 yd pass from Armstrong Jr. (Brown kick)
2nd	07:06	NEB	Newby 8 yd run (Brown kick)
2nd	00:00	NEB	Brown 42 yd field goal
3rd	08:04	NEB	Cross 9 yd run (Brown kick)
3rd	06:04	USA	Sunanon 36 yd field goal
4th	14:51	NEB	Brown 25 yd field goal
4th	10:11	NEB	Westerkamp 21 yd pass from Armstrong Jr. (Brown kick)
4th	08:30	NEB	Moore 2 yd pass from Fyfe (Brown kick)
4th	03:36	USA	Magee 36 yd pass from Davis (rush failed)

### TEAM STATISTICS

	USA	NEB
FIRST DOWNS	18	31
RUSHES-YARDS (NET)	24-19	37-258
PASSING YDS (NET)	313	303
Passes Att-Comp-Int	45-26-1	38-26-1
TOTAL OFFENSE PLAYS-YARDS	69-332	75-561
Fumble Returns-Yards	0-0	0-0
Punt Returns-Yards	1-1	0-0
Kickoff Returns-Yards	5-91	0-0
Interception Returns-Yards	1-0	1-21
Punts (Number-Avg)	5-30.6	3-34.7
Fumbles-Lost	4-2	0-0
Penalties-Yards	7-67	7-80
Possession Time	26:26	33:34
Third-Down Conversions	7 of 16	5 of 9
Fourth-Down Conversions	0 of 2	0 of 0
Red-Zone Scores-Chances	1-2	6-6
Sacks By: Number-Yards	0-0	2-17

**RUSHING: USA-** Johnson, Xavier 7-28; Ayoola, Dami 5-15; Thomas, Tyreis 4-5; Timmons, Terrence 3-3; Garrett, Claude 1-minus-6; Clements, Cody 2-minus-9; Davis, Dallas 2-minus-17. **Nebraska-** Newby, Terrell 28-198; Wilbon, Mikale 3-21; Moore, Alonzo 1-19; Cross, Imani 1-9; Reilly, Brandon 1-5; Armstrong Jr., Tommy 2-4; Ozigbo, Devine 1-2.

**PASSING: USA-** Clements, Cody 23-40-1-271-0; Davis, Dallas 3-5-0-42-1. **Nebraska-** Armstrong Jr., Tommy 21-30-0-270-2; Fyfe, Ryker 5-7-1-33-1; Turner, Jamal 0-1-0-0-0.

**RECEIVING: USA-** Magee, Josh 6-147; Kutchera, Kevin 3-48; Everett, Gerald 3-39; Shinn, Marvin 3-27; Johnson, Xavier 3-22; Lewis, Chris 3-10; Thomas, Tyreis 2-1; Timmons, Terrence 1-14; Garrett, Claude 1-6; Vinson, D.J. 1-minus-1. **Nebraska-** Reilly, Brandon 5-71; Hovey, Lane 5-68; Moore, Alonzo 5-39; Westerkamp, Jordan 3-31; Morgan Jr., Stanley 3-29; Newby, Terrell 2-38; Allen, Tairiq 2-21; McNitt, Luke 1-6.

**INTERCEPTIONS: USA-** May, E.J. 1-0. **Nebraska-** Gerry, Nate 1-21

**FUMBLES: USA-** Thompson, Jalen 1-1; Davis, Dallas 1-1; Clements, Cody 1-0; Timmons, Terrence 1-0. **Nebraska-** None

**SACKS (Sacks-Yds): USA-** None. **Nebraska-** Maurice, Kevin 1-1; Stoltenberg, Mick 1-6

**TACKLE LEADER (UA-A):** USA-Buchanan, Roman 4-7. **Nebraska-** Rose-Ivey, Michael 2-8.



## Game 3 | Miami 36, Nebraska 33 (OT)

SCORE BY QUARTERS	1	2	3	4	OT	FINAL
Nebraska	0	3	7	23	0	33
Miami	17	3	10	3	3	36

**Miami Gardens, Fla. (Sept. 19)** -- Tommy Armstrong Jr. and the Huskers orchestrated the greatest fourth-quarter comeback in Nebraska history, erasing a 23-point deficit, but Miami escaped with a 36-33 overtime win on Saturday at Sun Life Stadium.

Trailing 33-10 with 11:14 left, Armstrong led Nebraska to 23 unanswered points to send the game to overtime. The Huskers' comeback included a trio of fourth-quarter touchdown passes from Armstrong to Alonzo Moore, Brandon Reilly and Stanley Morgan Jr., and a pair of two-point conversion passes to Cethan Carter and Jordan Westerkamp, the last coming with 33 seconds remaining.

Morgan caught four passes for 78 yards and a TD, while Reilly also had four receptions for 83 yards, including a 41-yard catch to set up Nebraska's game-tying score.

The Huskers had the ball first in the overtime session, but Armstrong, who completed 21-of-45 passes for 309 yards and four scores, was intercepted by Corn Elder on NU's first play of the extra period. Miami won the game moments later as Michael Badgley's fifth field goal of the game provided the Hurricanes with a three-point win.

Brad Kaaya completed 25-of-42 passes for 379 yards and two touchdowns, as Miami scored touchdowns on its first two possessions and built a 20-3 halftime lead. Rashawn Scott led UM with 151 yards on nine catches.

Joe Yearby added 125 yards rushing on 17 carries, including a 41-yard yard run to put Miami up 27-3 early in the third quarter. Armstrong led the Huskers back, finding Westerkamp for a 22-yard score for NU's first touchdown to begin the comeback.

Miami got off to a blistering start, as Kaaya guided the Hurricanes to touchdowns on their first two possessions, going 65 and 60 yards to give the hosts a 14-0 lead. Trailing 17-0 Nebraska got on the board midway through the second quarter, going 60 yards in eight plays before Drew Brown's career-long 49-yard field goal pulled NU within 17-3.



## Game 4 | Nebraska 36, Southern Miss 28

SCORE BY QUARTERS	1	2	3	4	FINAL
Southern Miss	0	0	7	21	28
Nebraska	10	12	7	7	36

**Lincoln (Sept. 26)** -- Nebraska relied on the arm of Tommy Armstrong Jr. and the leg of Drew Brown to take a 22-0 lead and hold on for a 36-28 win over Southern Miss.

Armstrong accounted for all three scores, throwing a pair of touchdown strikes, while his 16-yard scoring run with 9:30 left provided the Huskers with the winning margin. Armstrong accounted for a career-high 431 yards of total offense, including 23-of-35 passing for 368 yards through the air.

Brown connected on five first-half field goals, including a career-long 50-yarder as time expired in the first half, matching an NCAA record for field goals in a half done on two previous occasions, including by NU's Dale Klein in 1985. Brown's kick also tied the Memorial Stadium record for field goals in a game.

Nebraska got off to a quick start, going 71 yards on eight plays on its first series as Armstrong found Jordan Westerkamp for a six-yard TD catch. It was the start of a big day for Westerkamp, who finished with a career-high 11 receptions for 118 yards.

The Huskers scored on all six of their first-half possessions, as Brown kicked field goals of 29, 27, 40, 22 and 50 yards to stake the Huskers to a 22-0 lead.

Two other Huskers enjoyed career afternoons, as Brandon Reilly went over 100 receiving yards with three catches for 112 yards, while fullback Andy Janovich rushed for 68 yards on five carries hauled in a 53-yard pass in the first half to set up a Brown field goal.

Nebraska extended its lead to 29-7 as Armstrong found Taaqir Allen for a 10-yard scoring strike with 27 seconds in the third quarter.

The Huskers withstood a strong performance by USM's Nick Mullens, who finished the day 26-of-41 for 447 yards and two touchdowns. Mullens connected on a pair of scoring strikes to Casey Martin within a 1:08 span in the fourth quarter to cut the Huskers' lead to 29-21 before Armstrong's TD run pushed the lead back to 15 points.

Trailing 36-28, Southern Miss blocked Brown's seventh field goal attempt with 30 seconds left and had a chance to send the game into overtime. The Golden Eagles flew to the Huskers' 40-yard line, but Freedom Akinmoladun sealed the win, sacking Mullens as time expired.



### SCORING SUMMARY

1st	12:49	UM	Herndon 10 yd pass from Kaaya (Badgley kick)
1st	08:04	UM	Brady 11 yd pass from Kaaya (Badgley kick)
1st	01:11	UM	Badgley 23 yd field goal
2nd	08:37	NEB	Brown 49 yd field goal
2nd	06:05	UM	Badgley 27 yd field goal
3rd	13:50	UM	Yearby 41 yd run (Badgley kick)
3rd	09:03	NEB	Westerkamp 22 yd pass from Armstrong Jr. (Brown kick)
3rd	03:42	UM	Badgley 41 yd field goal
4th	11:14	UM	Badgley 28 yd field goal
4th	08:36	NEB	Moore 10 yd pass from Armstrong Jr. (Carter pass)
4th	03:46	NEB	Reilly 21 yd pass from Armstrong Jr. (Brown kick)
4th	00:33	NEB	Morgan Jr., 8 yd pass from Armstrong Jr. (Westerkamp pass)
OT	15:00	UM	Badgley 28 yd field goal

### TEAM STATISTICS

	NEB	MIAMI
FIRST DOWNS	24	24
RUSHES-YARDS (NET)	32-153	33-132
PASSING YDS (NET)	309	379
Passes Att-Comp-Int	45-21-3	42-25-1
TOTAL OFFENSE PLAYS-YARDS	77-462	75-511
Fumble Returns-Yards	0-0	0-0
Punt Returns-Yards	2-33	3-44
Kickoff Returns-Yards	3-71	3-44
Interception Returns-Yards	1-0	3-47
Punts (Number-Avg)	7-39.7	5-52.0
Fumbles-Lost	0-0	0-0
Penalties-Yards	12-98	13-114
Possession Time	31:38	28:22
Third-Down Conversions	6 of 15	3 of 14
Fourth-Down Conversions	1 of 1	0 of 0
Red-Zone Scores-Chances	3-4	7-8
Sacks By: Number-Yards	1-12	2-23

**RUSHING: Miami**- Yearby, Joe 17-125; Walton, Mark 10-23; Rosier, Malik 1-minus-2; Team 2 -minus-5; Kaaya, Brad 3-minus-9. **Nebraska**- Newby, Terrell 14-82; Armstrong Jr., Tommy 11-49; Reilly, Brandon 2-14; Cross, Imani 4-11; Moore, Alonzo 1-minus-3.

**PASSING: Miami**-Kaaya, Brad 25-42-1-379-2. **Nebraska**-Armstrong Jr., Tommy 21-45-3-309-4.

**RECEIVING: Miami**-Scott, Rashawn 9-151; Waters, Herb 4-82; Herndon, Chris 3-32; Brady, Tyre 2-45; Njoku, David 2-23; Cager, Lawrence 2-16; Walton, Mark 1-13; Dobard, Standish 1-12; Yearby, Joe 1-5. **Nebraska**-Westerkamp, Jordan 5-95; Reilly, Brandon 4-83; Morgan Jr., Stanley 4-78; Newby, Terrell 4-16; Allen, Taaqir 1-12; Moore, Alonzo 1-10; Cotton, Sam 1-8; Carter, Cethan 1-7.

**INTERCEPTIONS: Miami**-Bush, Deon 1-0; Elder, Corn 1-47; Burns, Artie 1-0. **Nebraska**-Kalu, Joshua 1-0

**FUMBLES: Miami**-None **Nebraska**-None

**SACKS (Sacks-Yds): Miami**-Harris, Trent 1-21; Moten, Anthony 1-1. **Nebraska**-Akinmoladun, Freedom 1-12

**TACKLE LEADER (UA-A): Miami**-Kirby, Raphael 4-6. **Nebraska**-Gerry, Nate 7-2

### SCORING SUMMARY

QTR	TIME	TEAM	SCORE
1st	09:57	NEB	Westerkamp 6 yd pass from Armstrong (Brown kick)
1st	04:24	NEB	Brown 29 yd field goal
2nd	10:49	NEB	Brown 27 yd field goal
2nd	05:31	NEB	Brown 40 yd field goal
2nd	01:34	NEB	Brown 22 yd field goal
2nd	00:00	NEB	Brown 50 yd field goal
3rd	13:19	USM	Smith 17 yd run (Shaunfield kick)
3rd	00:27	NEB	Allen 10 yd pass from Armstrong (Brown kick)
4th	13:34	USM	Martin 21 yd pass from Mullens (Shaunfield kick)
4th	12:26	USM	Martin 19 yd pass from Mullens (Shaunfield kick)
4th	09:30	NEB	Armstrong 16 yd run (Brown kick)
4th	06:55	USM	Richard 1 yd run (Shaunfield kick)

### TEAM STATISTICS

	USM	NEB
FIRST DOWNS	19	25
RUSHES-YARDS (NET)	23-11	39-242
PASSING YDS (NET)	447	368
Passes Att-Comp-Int	42-26-0	35-23-1
TOTAL OFFENSE PLAYS-YARDS	65-458	74-610
Fumble Returns-Yards	0-0	1-1
Punt Returns-Yards	0-0	1-17
Kickoff Returns-Yards	4-81	3-31
Interception Returns-Yards	1-30	0-0
Punts (Number-Avg)	4-40.5	1-44.0
Fumbles-Lost	2-1	2-1
Penalties-Yards	9-80	12-98
Possession Time	25:59	34:01
Third-Down Conversions	4 of 14	4 of 13
Fourth-Down Conversions	1 of 3	1 of 1
Red-Zone Scores-Chances	4-7	7-8
Sacks By: Number-Yards	1-12	4-30

**RUSHING: USM**- Smith, Ito 7-29; Richard, Jalen 11-22; Martin, Casey 1-minus-5; Team 1-minus-10 Mullens, Nick 3-minus-25. **Nebraska**-Newby, Terrell 18-76; Janovich, Andy 5-68; Armstrong Jr., Tommy 7-63; Reilly, Brandon 2-12; Cross, Imani 4-9; Moore, Alonzo 1-9; Turner, Jamal 1-3; Oziqbo, Devine 1-2.

**PASSING: USM**- Mullens, Nick 26-41-0-447-2; Sarrazin, Tyler 0-1-0-0-0. **Nebraska**-Armstrong Jr., Tommy 23-35-1-368-2.

**RECEIVING: USM**- Martin, Casey 8-102; Thomas, Michael 5-121; Smith, Ito 5-72; Richard, Jalen 4-60; Thompson, D.J. 2-78; Davis, Daythan 2-14. **Nebraska**-Westerkamp, Jordan 11-118; Reilly, Brandon 3-112; Morgan Jr., Stanley 2-32; Moore, Alonzo 2-27; Janovich, Andy 1-53; Cotton, Sam 1-13; Allen, Taaqir 1-10; Newby, Terrell 1-4; Carter, Cethan 1-minus-1

**INTERCEPTIONS: USM**- Antoine, D'Nerius 1-30. **Nebraska**-None

**FUMBLES: USM**-Richard, Jalen 1-1, Team 1-0. **Nebraska**-Cross, Imani 1-1; Westerkamp, Jordan 1-0

**SACKS (Sacks-Yds): USM**-Thigpen, Xavier 1-12. **Nebraska**-Akinmoladun, Freedom 2-17; Jones, Chris 1-5; Kalu, Joshua 1-8.

**TACKLE LEADER (UA-A): USM**-Antoine, D'Nerius 3-5 **Nebraska**-Weber, Chris 5-7



## Game 5 | Illinois 14, Nebraska 13

SCORE BY QUARTERS	1	2	3	4	FINAL
Nebraska	0	10	3	0	13
Illinois	0	0	0	14	14

**Champaign, Ill. (Oct. 3)** -- For the fourth time in five contests, the outcome of Nebraska's football game was not decided until the opponent's final offensive play, as Illinois' Wes Lunt found Geronimo Allison for a one-yard touchdown pass with 10 seconds left, lifting the Fighting Illini to a 14-13 victory.

Lunt's touchdown pass and Taylor Zalewski's ensuing extra point allowed Illinois to rally from a 13-point fourth-quarter deficit. Nebraska had the ball with 3rd-and-7 at the Illinois 27-yard line, but to run out the clock, as NU threw a pair of incompletions to give the Fighting Illini 51 seconds to work with.

Lunt, who threw for 251 yards and a pair of TDs, hit Sam Mays for a 15-yard completion before he connected with Malik Turner on a 50-yard strike to get to the NU 7 with 40 seconds left. A pair of pass interference calls put the ball at the 1-yard line before Allison's diving catch tied the game.

Nebraska outgained Illinois on the ground, 187-131, thanks to a career-high 70 yards on just seven carries from Devine Ozigbo. The freshman scored the game's first points in the second quarter with his first career touchdown, a nifty 19-yard run to put Nebraska up 7-0 with 12:35 left in the first half.

Armstrong, who completed just 10-of-31 passes for 105 yards with one interception, helped stake the Big Red to a 13-0 lead through three quarters. Early in the second quarter, Armstrong's 32-yard run put the Huskers in Illinois territory before Ozigbo scored two plays later.

The Huskers extended the lead to 10-0 in the final seconds of the half, going 57 yards in eight plays, including a career-long 55-yard catch by Cethan Carter, to set up Drew Brown's 39-yard field goal with 11 seconds left in the half.

Brown's second field goal of the day, this one from 28 yards, extended NU's lead to 13-0 with 2:55 left in the third quarter as the Blackshirts held the Illini off the scoreboard. Sophomore Chris Weber keyed the defensive effort with a career-high 17 tackles, including three tackles for loss, while Maliek Collins added a career-high nine tackles, including 1.5 sacks.



### SCORING SUMMARY

QTR	TIME	TEAM	SCORE
2nd	12:35	NEB	Ozigbo 19 yd run (Brown kick)
2nd	00:11	NEB	Brown 39 yd field goal
3rd	02:55	NEB	Brown 28 yd field goal
4th	13:21	ILL	Murdock 22 yd pass from Lunt (Zalewski kick)
4th	00:10	ILL	Allison 1 yd pass from Lunt (Zalewski kick)

### TEAM STATISTICS

	NEB	ILL
FIRST DOWNS	12	17
RUSHES-YARDS (NET)	34-187	32-131
PASSING YDS (NET)	105	251
Passes Att-Comp-Int	31-10-1	45-23-0
TOTAL OFFENSE PLAYS-YARDS	65-292	77-382
Fumble Returns-Yards	0-0	0-0
Punt Returns-Yards	2--1	2-40
Kickoff Returns-Yards	3-59	0-0
Interception Returns-Yards	0-0	1-18
Punts (Number-Avg)	9-46.9	9-37.1
Fumbles-Lost	2-1	0-0
Penalties-Yards	6-42	3-35
Possession Time	28:52	31:08
Third-Down Conversions	4 of 17	7 of 20
Fourth-Down Conversions	0 of 1	0 of 2
Red-Zone Scores-Chances	3-3	1-3
Sacks By: Number-Yards	2-16	1-15

**RUSHING:** Ill.-Vaughn, Ke'Shawn 24-98; Ferguson, Josh 4-50; Crouch, Chayce 1-minus-3; Lunt, Wes 3-minus-14. **Nebraska**-Ozigbo, Devine 7-70; Janovich, Andy 11-43; Armstrong Jr., Tommy 8-38; Moore, Alonzo 3-21; Newby, Terrell 5-15

**PASSING:** Ill.-Lunt, Wes 23-45-0-251-2. **Nebraska**-Armstrong Jr., Tommy 10-31-1-105-0

**RECEIVING:** Ill.-Allison, Geronimo 8-91; Turner, Malik 4-70; Cain, Desmond 4-40; Murdock, Marchie 2-28; Mays, Sam 2-21; Ferguson, Josh 1-4; Echard, Nathan 1-0 Vaughn, Ke'Shawn 1-minus-3. **Nebraska**-Carter, Cethan 3-63; Newby, Terrell 2-11; Reilly, Brandon 1-16; Pierson-El, De'Mornay 1-6; Ozigbo, Devine 1-5; Janovich, Andy 1-5; Westerkamp, Jordan 1-minus-1.

**INTERCEPTIONS:** Ill.-Fejedelem, Clayton 1-18. **Nebraska**-None

**FUMBLES:** Ill.-None. **Nebraska**-Pierson-El, De'Mornay 1-1; Ozigbo, Devine 1-0

**SACKS (Sacks-Yds):** Ill. - Smoot, Dawuane 1-15. **Nebraska**-Collins, Maliek 1.5-12; Akinmoladun, Freedom 0.5-4

**TACKLE LEADER (UA-A):** Ill.-Neal Jr., TJ 2-8; Monheim, Mason 1-0 **Nebraska**-Weber, Chris 5-12

## Game 6 | Wisconsin 23, Nebraska 21

SCORE BY QUARTERS	1	2	3	4	FINAL
Wisconsin	0	7	3	13	23
Nebraska	0	14	0	7	21

**Lincoln (Oct. 10)** --- Rafael Gaglianone's 46-yard field goal with four seconds remaining gave Wisconsin a 23-21 win over Nebraska at Memorial Stadium Saturday.

The Huskers, whose four losses have all come on the opponent's final offensive play, fell to 2-4, while Wisconsin improved to 4-2. It marked the seventh time in NU's past eight games dating to last season, that Nebraska's outcome has been decided by a single score.

Gaglianone's field goal, which followed his 39-yard miss that hit the right upright with 1:26 left in the game, spoiled a fourth-quarter comeback by the Huskers.

Trailing 20-14 after Gaglianone's 42-yard field goal with 6:17 left, Nebraska put together its best drive of the second half to regain the lead. On 3rd-and-15 from the NU 20, Tommy Armstrong Jr. scrambled for a 16-yard gain to spark the offense. Two plays later, Andy Janovich turned a 3rd-and-1 into a touchdown, breaking two tackles and going a career-high 55 yards to tie the game at 20. Drew Brown then gave NU a one-point lead with 3:38 left on his extra point.

Nebraska rushed for 196 yards against a stingy Badger rush defense, as Janovich and Terrell Newby had 59 yards apiece. Armstrong added 50 more on eight carries, including a 7-yard TD run.

Wisconsin outgained Nebraska, 469-325 in total offense on the day, as UW's Joel Stave completed 24-of-50 passes for 322 yards, including a seven-yard touchdown pass to Troy Fumagalli to open the scoring in the second quarter for Wisconsin.

Despite Wisconsin's yardage advantage, the Huskers appeared to have the game in hand when Gaglianone missed his second field goal of the game, a 39-yarder that hit the right upright, with 1:26 left. However, the Badgers had all three of their timeouts remaining, and forced the Huskers to a three-and-out while spending just 12 seconds on the game clock.

Wisconsin took over after Sam Foltz's 47-yard punt against the wind pushed the Badgers to their own 30 to start their final drive with 1:03 left. In 54 seconds, Stave moved UW to the NU 28 when Gaglianone booted the decisive field goal.

Trailing 7-0, the Huskers took the lead in the final minutes before the half. NU went 77 yards on 14 plays, taking 6:56 of the clock before Armstrong's TD tied the game at seven. After holding Wisconsin to three-and-out, NU struck quickly, going 62 yards on five plays as Armstrong found Alonzo Moe for a leaping catch in the endzone to put NU up 14-7 at the break.

Wisconsin pulled within 14-10 on a 45-yard field goal by Gaglianone before scoring 10 early fourth quarter points to a take a 20-14 advantage. Dare Ogunbowale led the Badger ground game with 18 carries for 117 yards, as his work on the ground sparked the Badger offense late. Alec Ingold's one yard TD run made it 17-14 with 10:08 left before Gaglianone's second field goal gave the Badgers a 20-14 advantage.



### SCORING SUMMARY

QTR	TIME	TEAM	SCORE
2nd	09:45	WIS	Fumagalli 7 yd pass from Stave (Gaglianone kick)
2nd	02:40	NEB	Armstrong 7 yd run (Brown kick)
2nd	00:31	NEB	Moore 41 yd pass from Armstrong (Brown kick)
3rd	01:06	WIS	Gaglianone 45 yd field goal
4th	10:08	WIS	Ingold 1 yd run (Gaglianone kick)
4th	06:17	WIS	Gaglianone 42 yd field goal
4th	03:38	NEB	Janovich 55 yd run (Brown kick)
4th	00:04	WIS	Gaglianone 46 yd field goal

### TEAM STATISTICS

	WIS	NEB
FIRST DOWNS	26	13
RUSHES-YARDS (NET)	34-147	37-196
PASSING YDS (NET)	322	129
Passes Att-Comp-Int	50-24-0	28-11-0
TOTAL OFFENSE PLAYS-YARDS	84-469	65-325
Fumble Returns-Yards	0-0	0-0
Punt Returns-Yards	3-12	0-0
Kickoff Returns-Yards	1-8	2-4
Interception Returns-Yards	0-0	0-0
Punts (Number-Avg)	6-38.5	9-43.8
Fumbles-Lost	0-0	1-1
Penalties-Yards	6-45	9-89
Possession Time	31:56	28:04
Third-Down Conversions	5 of 16	8 of 18
Fourth-Down Conversions	1 of 1	0 of 0
Red-Zone Scores-Chances	2-2	1-1
Sacks By: Number-Yards	0-0	1-7

**RUSHING:** WIS-Ogunbowale, Dare 18-117; Ingold, Alec 8-14; Deal, Taiwan 4-8; Stave, Joel 3-7; Love, Reggie 1-1. **Nebraska**-Janovich, Andy 3-59; Newby, Terrell 15-59; Armstrong Jr., Tommy 8-50; Cross, Imani 6-21; Ozigbo, Devine 3-9; Moore, Alonzo 1-1; Pierson-El, De'Mornay 1-minus-3

**PASSING:** WIS- Stave, Joel 24-50-0-322-1. **Nebraska**-Armstrong Jr., Tommy 11-28-0-129-1

**RECEIVING:** WIS- Erickson, Alex 7-113; Fumagalli, Troy 6-60; Wheelwright, Robert 5-81; Peavy, Jazz 4-44; Steffes, Eric 1-15; Fredrick, Jordan 1-9. **Nebraska**-Carter, Cethan 3-23; Pierson-El, De'Mornay 2-31; Westerkamp, Jordan 2-17; Morgan Jr., Stanley 2-12; Moore, Alonzo 1-41; Newby, Terrell 1-5.

**INTERCEPTIONS:** WIS- None. **Nebraska**-None

**FUMBLES:** WIS- None. **Nebraska**-Team 1-1

**SACKS (Sacks-Yds):** WIS- None. **Nebraska**-Valentine, Vincent 1-7

**TACKLE LEADER (UA-A):** WIS- Edwards, T.J. 5-4. **Nebraska**-Cockrell, Byerson 4-6



## Game 7 | Nebraska 48, Minnesota 25

SCORE BY QUARTERS	1	2	3	4	FINAL
Nebraska	14	10	7	17	48
Minnesota	7	7	0	11	25

Minneapolis, Minn. (Oct. 17) -- Tommy Armstrong Jr. threw three touchdown passes while Terrell Newby picked up his second 100-yard effort of the season, as Nebraska snapped a two-game losing streak against Minnesota with a 48-25 victory. Nebraska's win, the first Big Ten win under Coach Mike Riley, was sparked by 21 unanswered points after Minnesota pulled within 17-14.



Armstrong completed 18-of-26 passes for 261 yards on the day, including touchdown strikes to Alonzo Moore, Cethan Carter and De'Mornay Pierson-El. Newby rushed for 116 yards and two scores on just 13 carries, including a career-long 69-yard touchdown.

After falling behind 7-0, the Huskers needed just three plays to tie the score as Newby went untouched.

Nebraska's defense turned the first of three turnovers midway through the first quarter, as Nathan Gerry forced a fumble and Jack Gangwish recovered at the Gopher 29-yard line. Three plays later, Armstrong turned the Gopher gaffe into points with a 32-yard touchdown strike to Moore to give the Big Red a 14-7 lead. Moore finished the day with four receptions for a career-high 84 yards.

The teams traded scores before the Huskers found paydirt late in the half to take a 10-point lead. NU went 75 yards in eight plays, as Newby's second score of the day came on a nine-yard run to make it 24-14.

Nebraska dominated the third quarter, outgaining Minnesota 142-9. The Blackshirts all but shut down the Gopher offense in the period, while Armstrong's 10-yard touchdown pass to Carter with 4:16 left in the period capped a 10-play, 99-yard march to put the Huskers up 31-14.

The lead grew even more when Pierson-El made a highlight-reel, 14-yard touchdown grab just 39 seconds into the final quarter to give NU a 38-14 cushion. Minnesota fought back, scoring a touchdown and a two-point conversion to cut the deficit to 38-22 before a 39-yard field goal with 6:49 left cut the margin to 38-25.

Newby secured Minnesota's on-side kick attempt, and Armstrong connected with Westerkamp on a gutsy 27-yard completion on 3rd-and-6 at the NU 42 to put Nebraska within scoring range at the Minnesota 31. That set up Drew Brown's 41-yard field goal to push the lead back to 16.

Joshua Kalu sealed the game on Minnesota's next possession, picking off a Mitch Leidner pass and returning it 41 yards for the score. The touchdown capped a fine performance by the sophomore, who also had seven tackles in the win.

### SCORING SUMMARY

1st	10:14	MINN	Carter 24 yd pass from Leidner (Santoso kick)
1st	08:52	NEB	Newby 69 yd run (Brown kick)
1st	03:50	NEB	Moore 32 yd pass from Armstrong (Brown kick)
2nd	09:46	NEB	Brown 45 yd field goal
2nd	06:02	MINN	Maye 7 yd run (Santoso kick)
2nd	01:55	NEB	Newby 9 yd run (Brown kick)
3rd	04:16	NEB	Carter 10 yd pass from Armstrong (Brown kick)
4th	14:21	NEB	Pierson-El 14 yd pass from Armstrong (Brown kick)
4th	11:52	MINN	Leidner 1 yd run (Maye pass from Leidner)
4th	06:49	MINN	Santoso 39 yd field goal
4th	03:06	NEB	Brown 41 yd field goal
4th	02:10	NEB	Kalu 41 yd interception return (Brown kick)

### TEAM STATISTICS

	NEB	MINN
FIRST DOWNS	23	18
RUSHES-YARDS (NET)	39-203	26-65
PASSING YDS (NET)	261	301
Passes Att-Comp-Int	26-18-0	40-26-2
TOTAL OFFENSE PLAYS-YARDS	65-464	66-366
Fumble Returns-Yards	0-0	0-0
Punt Returns-Yards	2-49	1-14
Kickoff Returns-Yards	2-33	6-98
Interception Returns-Yards	2-43	0-0
Punts (Number-Avg)	2-43.5	5-51.0
Fumbles-Lost	1-0	1-1
Penalties-Yards	2-25	6-55
Possession Time	31:43	28:17
Third-Down Conversions	7 of 13	6 of 15
Fourth-Down Conversions	0 of 0	1 of 2
Red-Zone Scores-Chances	4-5	3-3
Sacks By: Number-Yards	2-14	1-12

**RUSHING:** Minn.- Brooks, Shannon 8-25; Maye, KJ 2-21; Smith, Rodney 8-20; Leidner, Mitch 8-minus-1. **Nebraska-** Newby, Terrell 13-116; Armstrong Jr., Tommy 8-38; Janovich, Andy 7-27; Ozigbo, Devine 4-13; Cross, Imani 2-9; Moore, Alonzo 2-7; TEAM 3-minus-7.

**PASSING:** Minn.-Leidner, Mitch 26-40-2-301-1. **Nebraska-**Armstrong Jr., Tommy 18-26-0-261-3

**RECEIVING:** Minn.-Maye, KJ 11-94; Wolitarsky, Drew 7-54; Carter, Eric 4-91; Lingen, Brandon 3-54; Thomas, Miles 1-8. **Nebraska-**Westerkamp, Jordan 6-76; Moore, Alonzo 4-84; Pierson-El, De'Mornay 3-31; Reilly, Brandon 2-40; Newby, Terrell 2-20; Carter, Cethan 1-10

**INTERCEPTIONS:** Minn.-None. **Nebraska-**Kalu, Joshua 1-42; Gerry, Nate 1-2

**FUMBLES:** Minn.-Brooks, Shannon 1-1 **Nebraska-**Janovich, Andy 1-0

**SACKS (Sacks-Yds):** Minn.-Cockran, Theiren 1-12. **Nebraska-**McMullen, Greg 1-3; Valentine, Vincent 1-11

**TACKLE LEADER (UA-A):** Minn.-Celestin, Jonathan 6-2. **Nebraska-**Banderas, Josh 8-2

## Game 8 | Northwestern 30, Nebraska 28

SCORE BY QUARTERS	1	2	3	4	FINAL
Northwestern	7	10	3	10	30
Nebraska	5	7	7	9	28

**Lincoln (Oct. 24)** -- Nebraska's fourth-quarter comeback bid fell just short, as the Huskers lost to Northwestern, 30-28, at Memorial Stadium.

The Huskers trailed 30-22 with 7:27 left before Tommy Armstrong Jr. orchestrated a nine-play, 75-yard scoring drive that culminated with Armstrong's second touchdown run of the day with 4:23 left. The Huskers went for the two-point conversion to try and tie the score, but the pass fell incomplete, as Nebraska suffered its fifth loss by five points or less.

The incompletion left the game in the hands of the Blackshirts, who were unable to get off the field against the Wildcats, who ran out the final 4:23. Nebraska's best chance to force a Northwestern punt came on 3rd-and-3 at the Wildcat 32, but Clayton Thorson hit Justin Jackson on a short pass that Jackson turned into a 28-yard completion. Jackson carried the next two plays, picking up another first down with an eight-yard run to seal the Wildcat victory.

Jackson finished with 14 carries for 40 yards while adding two receptions for 55 yards, but it was Thorson who did the most damage. The Wildcat quarterback carried nine times for 126 yards and one score. His 68 yard run set up Northwestern's first score while he added a 49-yard run on the final minute of the first half to set up a field goal and give Northwestern a 17-12 halftime lead.

Those two long plays accounted for nearly all of Northwestern's 128 first-half yards, but a 72-yard interception return for a touchdown by Nick VanHoose with 7:17 left in the half was the biggest play of the game.

The Huskers trailed 14-5 after the interception, but Nebraska answered back, as Armstrong found Reilly for a 10-yard touchdown to pull the Huskers within 14-12. Reilly finished with four receptions for 83 yards

Armstrong struggled through the air in the first half, but finished 24-of-48 for 291 yards on the day. Jordan Westerkamp led the Husker receivers with five receptions for 92 yards, while De'Mornay Pierson-El added five catches for 31 yards.

Thorson finished with 303 yards of total offense for Northwestern, including 177 yards on 13-of-28 passing. His 37-yard touchdown pass to Dan Vitale with 9:53 left in the fourth quarter gave the lead back to Northwestern at 27-22, after the Huskers had taken a 22-20 lead on the first play of the quarter with Drew Brown's 48-yard field goal.

After trailing 17-12 at half, Nebraska regained the lead on its opening drive of the third quarter with a massive 15-play, 75-yard march, capped by Armstrong's four-yard TD run.

Northwestern answered with an 18-yard field goal by Mitchell on its only drive of the third quarter to take a 20-19 lead to the final quarter.

### SCORING SUMMARY

QTR	TIME	TEAM	SCORE
1st	10:26	NEB	Brown 43 yd field goal
1st	08:45	NU	Thorson 1 yd run (Mitchell kick)
1st	05:19	NEB	TEAM safety
2nd	07:17	NU	VanHoose 72 yd interception return (Mitchell kick)
2nd	01:07	NEB	Reilly 10 yd pass from Armstrong (Brown kick)
2nd	00:00	NU	Mitchell 28 yd field goal
3rd	08:59	NEB	Armstrong 4 yd run (Brown kick)
3rd	05:18	NU	Mitchell 18 yd field goal
4th	14:55	NEB	Brown 48 yd field goal
4th	09:53	NU	Vitale 37 yd pass from Thorson (Mitchell kick)
4th	07:27	NU	Mitchell 27 yd field goal
4th	04:23	NEB	Armstrong 3 yd run (pass failed)

### TEAM STATISTICS

	NW	NEB
FIRST DOWNS	15	22
RUSHES-YARDS (NET)	28-156	38-82
PASSING YDS (NET)	177	291
Passes Att-Comp-Int	28-13-0	48-24-1
TOTAL OFFENSE PLAYS-YARDS	56-333	86-373
Fumble Returns-Yards	0-0	0-0
Punt Returns-Yards	2-27	1--1
Kickoff Returns-Yards	5-120	3-38
Interception Returns-Yards	1-72	0-0
Punts (Number-Avg)	5-38.4	6-50.7
Fumbles-Lost	0-0	0-0
Penalties-Yards	5-58	6-64
Possession Time	21:02	38:58
Third-Down Conversions	5 of 13	9 of 20
Fourth-Down Conversions	0 of 0	1 of 1
Red-Zone Scores-Chances	4-5	3-3
Sacks By: Number-Yards	2-18	2-13

**RUSHING:** NW- Thorson, Clayton 9-126; Jackson, Justin 14-40; Vault, Solomon 2-2; TEAM 3-minus-12. **Nebraska-**Newby, Terrell 16-52; Cross, Imani 7-14; Armstrong Jr., Tommy 12-13; Janovich, Andy 2-4; Pierson-El, De'Mornay 1-minus-1

**PASSING:** NW-Thorson, Clayton 13-28-0-177-1. **Nebraska-**Armstrong Jr., Tommy 24-48-1-291-1.

**RECEIVING:** NW-Vitale, Dan 5-55; Jackson, Justin 2-55; Vault, Solomon 2-12; McHugh, Mike 1-22; Carr, Austin 1-15; Dickerson, Garrett 1-14; Roberts, Jelani 1-4. **Nebraska-**Westerkamp, Jordan 5-92; Pierson-El, De'Mornay 5-31; Reilly, Brandon 4-83; Newby, Terrell 3-18; Carter, Cethan 2-17; Turner, Jamal 1-20; Hovey, Lane 1-15; Moore, Alonzo 1-7; Morgan Jr., Stanley 1-6; Cross, Imani 1-2.

**INTERCEPTIONS:** NW-- VanHoose, Nick 1-72. **Nebraska-**None

**FUMBLES:** NW-- None. **Nebraska-**None

**SACKS (Sacks-Yds):** NW- Lowery, Dean 2-18. **Nebraska-** Gerry, Nate 1-9; Dzuris, Ross, 0.5-2; Gangwish 0.5-2.

**TACKLE LEADER (UA-A):** NW-Walker, Anthony 8-5. **Nebraska-**Banderas, Josh 7-3.



## Game 9 | Purdue 55, Nebraska 45

SCORE BY QUARTERS	1	2	3	4	FINAL
Nebraska	3	6	7	29	45
Purdue	7	14	21	13	55

**West Lafayette (Oct. 31)** -- An injury-riddled Nebraska team turned the ball over five times and suffered a 55-45 loss to Purdue at Ross-Ade Stadium.

The Huskers, who slipped to 3-6 overall and 1-4 in the Big Ten, played without injured starting quarterback Tommy Armstrong Jr., as Ryker Fyfe took the loss in his first career start despite throwing for 407 yards and four touchdowns. He also threw four interceptions and lost one fumble, and those five turnovers were converted into 28 points by the Boilermakers.

The Huskers, who were also without the services of injured wide receiver Alonzo Moore, took an additional hit to the receiving corps with a first-half injury to De'Mornay Pierson-El. The Big Red offense took another hit in the first half with the loss of starting running back Terrell Newby.

Purdue capitalized on Nebraska's injuries and turnovers to give Coach Darrell Hazell his first home Big Ten Conference victory in three seasons. The Boilermakers improved to 2-6 on the year and 1-3 in the Big Ten.

Despite the personnel challenges on offense and the turnovers, the Huskers outgained Purdue, 484-457 in total yards on the day. The Big Red trailed 42-16 entering the fourth quarter, but refused to quit.

Behind 199 passing yards from Fyfe, who completed 10-of-14 passes in the final period, the Huskers rallied for 29 points in the fourth - the second-best point total in the quarter in school history, trailing only 30 points at Hawaii on Dec. 4, 1982.

Wide receivers Brandon Reilly and Jordan Westerkamp had big days for the Big Red. Westerkamp hauled in nine receptions for 123 yards, including a 35-yard touchdown catch with 30 seconds left to make the final margin.

Even after that score, Nebraska kept battling, recovering an on-side kick to regain another possession, before watching time run out.



### SCORING SUMMARY

1st	07:53	NEB	Brown 41 yd field goal
1st	05:06	PUR	Blough 56 yd run (Griggs kick)
2nd	13:48	PUR	Anthrop 3 yd pass from Blough (Griggs kick)
2nd	11:52	NEB	Morgan 20 yd pass from Fyfe (kick blocked)
2nd	04:12	PUR	Young 4 yd run (Griggs kick)
3rd	12:04	NEB	Cross 9 yd run (Brown kick)
3rd	07:42	PUR	Jurasevich 5 yd pass from Blough (Griggs kick)
3rd	05:19	PUR	Yancey 83 yd pass from Blough (Griggs kick)
3rd	02:34	PUR	Yancey 9 yd pass from Blough (Griggs kick)
4th	14:56	NEB	Hovey 17 yd pass from Fyfe (Brown kick)
4th	11:39	NEB	Janovich 1 yd run (Westerkamp pass from Fyfe)
4th	05:51	PUR	Jones 6 yd run (Griggs kick)
4th	03:27	NEB	Reilly 8 yd pass from Fyfe (Brown kick)
4th	01:02	PUR	Jones 8 yd run (kick blocked)
4th	00:30	NEB	Westerkamp 35 yd pass from Fyfe (Brown kick)

### TEAM STATISTICS

	NEB	PUR
FIRST DOWNS	28	20
RUSHES-YARDS (NET)	29-77	37-183
PASSING YDS (NET)	407	274
Passes Att-Comp-Int	48-29-4	43-28-0
TOTAL OFFENSE PLAYS-YARDS	77-484	80-457
Fumble Returns-Yards	0-0	1-27
Punt Returns-Yards	0-0	0-0
Kickoff Returns-Yards	8-163	4-86
Interception Returns-Yards	0-0	4-46
Punts (Number-Avg)	3-48.0	5-41.6
Fumbles-Lost	1-1	0-0
Penalties-Yards	7-40	6-58
Possession Time	29:26	30:34
Third-Down Conversions	7 of 12	8 of 17
Fourth-Down Conversions	0 of 0	2 of 3
Red-Zone Scores-Chances	6-6	6-6
Sacks By: Number-Yards	1-1	2-18

**RUSHING:** Purdue- Jones, Markell 23-92; Blough, David 10-82; Phillips, Gregory 1-5; Young, Domonique 1-4; Monteroso, Dan 1-2; Anthrop, Danny 1-minus-2. **Nebraska-** Newby, Terrell 1 0-56; Cross, Imani 8-39; Reilly, Brandon 1-20; Janovich, Andy 2-2; Pierson-El, De'Mornay 1-minus-5; Fyfe, Ryker 7-minus-35.

**PASSING:** Purdue- Blough, David 28-43-0-274-4 **Nebraska-**Fyfe, Ryker 29-48-4-407-4.

**RECEIVING:** Purdue-Anthrop, Danny 10-40; Yancey, DeAngelo 5-111; Jones, Markell 5-51; Posey, Cameron 3-16; Herdman, Cole 2-23; Jurasevich, Jordan 2-5; Phillips, Gregory 1-8; Burgess, Jarrett 0-20. **Nebraska-**Westerkamp, Jordan 9-123; Reilly, Brandon 5-88; Carter, Cethan 3-45; Ozigbo, Devine 3-42; Morgan Jr., Stanley 3-26; Hovey, Lane 2-33; Turner, Jamal 1-17; Newby, Terrell 1-13; Pierson-El, De' Mornay 1-12; Cross, Imani 1-8

**INTERCEPTIONS:** Purdue-Brown, Anthony 3-4; Williams, Frankie 1-42. **Nebraska-**None

**FUMBLES:** Purdue-None **Nebraska-**Fyfe, Ryker 1-1

**SACKS (Sacks-Yds):** Purdue-Panfil, Evan 1-12; Hudson, Garrett 0.5-3; Robinson, Galen 0.5-3. **Nebraska-**Dzuris, Ross 1-1

**TACKLE LEADER (UA-A):** Purdue-Celestin, Jonathan 6-2. **Nebraska-**Banderas, Josh 8-2

## Game 10|Nebraska 39, No. 6 Michigan St. 38

SCORE BY QUARTERS	1	2	3	4	FINAL
Michigan State	3	14	14	7	38
Nebraska	10	3	7	19	39

**Lincoln (Nov. 7)** --- Tommy Armstrong's 30-yard touchdown pass to Brandon Reilly with 17 seconds left lifted Nebraska to a 39-38 win over No. 6 Michigan State.

Trailing 38-33 and with the ball at its nine-yard line with 55 seconds left, Armstrong led the Huskers 91 yards in four plays. He opened the drive with consecutive completions of 28 and 33 yards to Jordan Westerkamp to move the Huskers quickly down the field. Two plays later, he found Reilly, who was pushed out of bounds but recovered for the game-winning score. The win snapped MSU's 12-game win streak as well as the Spartans 12-game Big Ten road winning streak. The victory was the first by an unranked NU team over a top-10 team since 1977.

Armstrong guided the Huskers back from a 12-point deficit in the final two minutes, finishing the night by completing 19-of-33 passes for 320 yards while passing for two touchdowns and rushing for two more. Westerkamp finished with nine catches for 143 yards, while Reilly had three catches for 87 yards, as NU's 12-point comeback matched the largest fourth-quarter comeback in school history.

Nebraska's ground attack was crucial in the upset, as Imani Cross carried 18 times for 98 yards, while the Huskers rushed for 179 yards against a Spartan defense that was in the top-20 nationally against the run entering the game.

Nebraska had pulled to within 38-33 on Armstrong 1-yard run with 1:47 left, but Michigan State recovered the onside kick. The Huskers, who had two timeouts left, forced the Spartans to a three-and-out, giving themselves one final opportunity.

Michigan State had one last chance, driving to the NU 41-yard line with seven seconds left, but the Husker defense forced Connor Cook to throw an incompletion as time expired. Cook completed 22-of-35 passes for 318 yards and four TDs in the losing effort for MSU.



### SCORING SUMMARY

QTR	TIME	TEAM	SCORE
1st	07:10	NEB	Brown 44 yd field goal
1st	02:07	NEB	Westerkamp 38 yd pass from Armstrong (Brown kick)
1st	00:30	MSU	Geiger 46 yd field goal
2nd	11:35	MSU	Kings 34 yd pass from Cook (Geiger kick)
2nd	04:21	NEB	Brown 43 yd field goal
2nd	00:17	MSU	Kings 18 yd pass from Cook (Geiger kick)
3rd	12:31	NEB	Cross 1 yd run (Brown kick)
3rd	09:13	MSU	Burbridge 33 yd pass from Cook (Geiger kick)
3rd	02:14	MSU	Lyles 16 yd pass from Cook (Geiger kick)
4th	13:06	NEB	Armstrong 2 yd run (Pass failed)
4th	04:16	MSU	Holmes 1 yd run (Geiger kick)
4th	01:47	NEB	Armstrong 1 yd run (Brown kick)
4th	00:17	NEB	Reilly 30 yd pass from Armstrong (Pass failed)

### TEAM STATISTICS

	MSU	NEB
FIRST DOWNS	25	24
RUSHES-YARDS (NET)	34-143	36-179
PASSING YDS (NET)	348	320
Passes Att-Comp-Int	39-24-1	33-19-2
TOTAL OFFENSE PLAYS-YARDS	73-491	69-499
Fumble Returns-Yards	0-0	0-0
Punt Returns-Yards	1-9	0-0
Kickoff Returns-Yards	4-66	5-123
Interception Returns-Yards	2-31	1-12
Punts (Number-Avg)	3-45.0	2-35.0
Fumbles-Lost	1-0	0-0
Penalties-Yards	8-76	5-55
Possession Time	32:25	27:35
Third-Down Conversions	8 of 14	6 of 12
Fourth-Down Conversions	1 of 2	1 of 1
Red-Zone Scores-Chances	3-3	3-4
Sacks By: Number-Yards	0-0	0-0

**RUSHING:** MSU-Holmes, Gerald 22-117; Shelton, R.J. 2-10; Cook, Connor 4-7; Scott, LJ 3-5; Terry, Damion 1-3; Williams, Delton 1-1; Lyles, Jamal 1-0. **Nebraska-**Cross, Imani 18-98; Janovich, Andy 4-26; Armstrong Jr., Tommy 7-19; Reilly, Brandon 1-17; Moore, Alonzo 1-13; Newby, Terrell 4-8; **TEAM** 1-minus-2

**PASSING:** MSU- Cook, Connor 23-37-1-335-4; Terry, Damion 1-2-0-13-0. **Nebraska-**Armstrong Jr., Tommy 19-33-2-320-2

**RECEIVING:** MSU- Burbridge, Aaron 10-164; Kings, Macgarrett 4-97; Shelton, R.J. 4-41; Price, Josiah 2-21; Pendleton, Trevon 2-8; Lyles, Jamal 1-16; Holmes, Gerald 1-1. **Nebraska-**Westerkamp, Jordan 9-143; Reilly, Brandon 3-87; Moore, Alonzo 3-65; Morgan Jr., Stanley 3-27; Allen, Tairiq 1-minus-2

**INTERCEPTIONS:** MSU- Cox, Demetrious 1-14; Bullough, Riley 1-17. **Nebraska-** Rose, Jonathan 1-12

**FUMBLES:** MSU- Shelton, R.J. 1-0 **Nebraska-**None

**SACKS (Sacks-Yds):** MSU- None. **Nebraska-**None

**TACKLE LEADER (UA-A):** MSU- Harris, Darien 10-3. **Nebraska-**Gerry, Nate 9-5





## Game 11 | Nebraska 31, Rutgers 14

SCORE BY QUARTERS	1	2	3	4	FINAL
Nebraska	14	7	7	3	31
Rutgers	0	7	7	0	14

**Piscataway, N.J. (Nov. 14)** -- Nebraska jumped to a 21-0 lead in the first half and never looked back in a 31-14 victory over Rutgers at High Point Solutions Stadium.

With their second straight win, the Huskers improved to 5-6 overall and 3-4 in the Big Ten, while Rutgers slipped to 3-7 and 1-6 in the conference.

The Huskers wasted little time taking control of the game, marching 78 yards in eight plays capped by Cethan Carter's 32-yard touchdown dash on a tight end reverse on his first career carry.

The Blackshirt defense, which played arguably its most complete game of the season, forced Rutgers to three-and-outs on its first two possessions and gave the offense a chance to strike again in the first quarter.

Tommy Armstrong Jr. put the Huskers up 14-0 when he found Jordan Westerkamp on a 15-yard touchdown pass to end a five-play drive with 2:39 left in the opening quarter.

The Blackshirts, which held Rutgers to just 259 yards of total offense on the day, pitched a shutout in the first quarter and the offense struck again early in the second quarter. Taking over on a short field at the 50, Armstrong delivered a home run to Alonzo Moore with a touchdown pass covering 44 yards to put the Big Red up 21-0 with 11:49 left in the half.

The defense continued to play well through the first half, until the offense made a pair of mistakes in the final three minutes to allow the Scarlet Knights to stay in the game. With Nebraska driving, Armstrong overthrew Lane Hovey, and Anthony Cioffi returned the interception 51 yards to the NU 6. Three plays later, Rutgers was on the board to cut the Husker lead to 21-7.

Two offensive plays later, Armstrong threw a second interception in three passes, which allowed Rutgers to attempt a Hail Mary pass to end the half. The play was defended well by the Big Red and the Huskers went to the locker room up 14.

Leading 28-14 heading into the fourth quarter, Drew Brown pushed Nebraska's margin to three scores with his 44-yard field goal. It was Brown's eighth consecutive made field goal, with all eight coming from at least 40 yards.

The Blackshirts did the rest, notching six big sacks of Laviano on the day, while Nate Gerry's fourth interception of the season sealed the win with just under a minute left.

SCORING SUMMARY			
1st	10:56	NEB	Carter 32 yd run (Brown kick)
1st	02:39	NEB	Westerkamp 15 yd pass from Armstrong Jr. (Brown kick)
2nd	11:49	NEB	Moore 44 yd pass from Armstrong Jr. (Brown kick)
2nd	01:17	RU	Martin 1 yd run (Federico kick)
3rd	06:03	RU	Laviano 5 yd pass from Grant (Federico kick)
3rd	1:58	NEB	Carter 11 yd pass from Armstrong Jr. (Brown kick)
4th	14:50	NEB	Brown 44 yd field goal

TEAM STATISTICS	NEB	RU
FIRST DOWNS	16	15
RUSHES-YARDS (NET)	38-174	39-89
PASSING YDS (NET)	188	170
Passes Att-Comp-Int	14-21-3	14-28-2
TOTAL OFFENSE PLAYS-YARDS	59-362	67-259
Fumble Returns-Yards	0-0	0-0
Punt Returns-Yards	1-4	1-5
Kickoff Returns-Yards	2-35	4-79
Interception Returns-Yards	2-24	3-61
Punts (Number-Avg)	5-40.4	6-37.5
Fumbles-Lost	2-0	2-0
Penalties-Yards	2-15	4-23
Possession Time	30:01	29:59
Third-Down Conversions	5 of 11	3 of 14
Fourth-Down Conversions	0 of 0	0 of 4
Red-Zone Scores-Chances	2-2	2-2
Sacks By: Number-Yards	6-41	1-14

**RUSHING:** Rutgers-Hicks, Josh 12-61; Martin, Robert 12-40; Laviano, Chris 13-3; Cioffi, Anthony 1-0; Goodwin, Justin 1-(-15). **Nebraska**-Cross, Imani 20-90; Ozigbo, Devine 2-33; Carter, Cethan 1-32; Moore, Alonzo 1-7; Janovich, Andy 2-5; Newby, Terrell 1-4; Armstrong Jr, Tommy 7-2; Reilly, Brandon 1-2; Lewis, Alex 0-4; Team 3-(-5).

**PASSING:** Rutgers-Laviano, Chris 13-27-2-165; Grant, Janarion 1-1-0-5. **Nebraska**-Armstrong Jr., Tommy 14-21-3-188.

**RECEIVING:** Rutgers-Carroo, Leonte 4-62; Grant, Janarion 4-58; Scarff, Charles 3-24; Patton, Andre 2-21; Laviano, Chris 1-5. **Nebraska**-Carter, Cethan 4-57; Westerkamp, Jordan 3-32; Reilly, Brandon 2-16; Newby, Terrell 2-11; Moore, Alonzo 1-44; Hovey, Lane 1-19; Turner, Jamal 1-9.

**INTERCEPTIONS:** Rutgers-Cioffi, Anthony 1-51; Wilkins, Kevin 1-10; Hampton, Saquan 1-0. **Nebraska**-Gerry, Nate 1-24; Jones, Chris 1-0.

**FUMBLES (total-lost):** Rutgers-Martin, Robert 1-0; Goodwin, Justin 1-0. **Nebraska**-Hovey, Lane 1-0; Armstrong Jr., Tommy 1-0.

**SACKS (Sacks-Yds):** Rutgers-Longa, Steve 1-14. **Nebraska**-McMullen, Greg 2-10; Collins, Maliek 1-10; Newby, Marcus 1-8; Dzuris, Ross 1-7; Valentine, Vincent 1-6.

**TACKLE LEADER (UA-A):** Rutgers-Lewis, Kaiwan 9-4. **Nebraska**-Gerry, Nate 7-1

## Game 12 | No. 3 Iowa, 28, Nebraska 20

SCORE BY QUARTERS	1	2	3	4	FINAL
Iowa	0	14	14	0	28
Nebraska	0	10	7	3	20

**Lincoln (Nov. 27)** -- The Nebraska football team (5-7, 3-5) dropped its final game of the 2015 regular season with a 28-20 loss to the No. 3 Iowa Hawkeyes. The Hawkeyes improved to 12-0 on the year with the win, marking their first undefeated regular season since 1922.

Nebraska's defense did its best to hold Iowa's offense in check, as the Blackshirts held Iowa to 0-for-9 on third down, but NU was unable to overcome four turnovers.

While Iowa quarterback CJ Beathard was 9-for-16 for 97 yards and one touchdown on the day, Tommy Armstrong Jr. was 25-for-45 for 296 yards, but didn't throw for a touchdown and threw career-high four interceptions.

Iowa had its biggest advantage on the ground, as Jordan Canzeri rushed 17 times for 140 yards and two scores. His biggest rush was a 68-yard score in the third quarter that came after Nebraska had cut Iowa's lead to 21-17.

With the game scoreless late in the first quarter, Iowa took over at its own 34 and on second down Freedom Akinmoladun forced a fumble that was recovered by Nate Gerry that would have given the Huskers the ball to NU inside the 40, but the turnover was erased by a Husker penalty prior to the turnover.

Iowa took advantage of the second chance and ended a six-play scoring drive with a 10-yard touchdown pass from Beathard to George Kittle and after the PAT the Hawkeyes held a 7-0 lead with 13:50 left in the first half. The Hawkeyes never trailed the rest of the game.

Drew Brown added his 10th straight field goal late in the fourth quarter, a 42-yard try that made it a one-score game, but NU was unable to recover the ensuing onside kick and Iowa ran out the clock to secure the win

SCORING SUMMARY			
2nd	13:40	IOWA	Kittle 10 yd pass from Beathard (KoeHN kick)
2nd	10:18	NEB	Cross 4 yd run (Brown kick)
2nd	06:38	IOWA	Hesse 4 yd interception return (KoeHN kick)
2nd	00:03	NEB	Brown 39 yd field goal
3rd	12:17	IOWA	Canzeri 29 yd run (KoeHN kick)
3rd	07:00	NEB	Cross 4 yd run (Brown kick)
3rd	06:43	IOWA	Canzeri 68 yd run (KoeHN kick)
4th	01:17	NEB	Brown 42 yd field goal

TEAM STATISTICS	NEB	IOWA
FIRST DOWNS	16	15
RUSHES-YARDS (NET)	38-174	39-89
PASSING YDS (NET)	188	170
Passes Att-Comp-Int	14-21-3	14-28-2
TOTAL OFFENSE PLAYS-YARDS	59-362	67-259
Fumble Returns-Yards	0-0	0-0
Punt Returns-Yards	1-4	1-5
Kickoff Returns-Yards	2-35	4-79
Interception Returns-Yards	2-24	3-61
Punts (Number-Avg)	5-40.4	6-37.5
Fumbles-Lost	2-0	2-0
Penalties-Yards	2-15	4-23
Possession Time	30:01	29:59
Third-Down Conversions	5 of 11	3 of 14
Fourth-Down Conversions	0 of 0	0 of 4
Red-Zone Scores-Chances	2-2	2-2
Sacks By: Number-Yards	6-41	1-14

**RUSHING:** Iowa-Canerzi, Jordan 17-140; VandeBerg, Matt 1-9; Beathard, C.J. 3-5; Daniels, LeShun 5-2; Team 2-(-3). **Nebraska**-Cross, Imani 19-55; Armstrong Jr., Tommy 9-46; Newby, Terrell 9-34; Reilly, Brandon 1-2.

**PASSING:** Iowa-Beathard, C.J. 9-16-0-97. **Nebraska**-Armstrong Jr., Tommy 25-45-4-296.

**RECEIVING:** Iowa-VandeBerg, Matt 3-31; Kittle, George 2-35; Krieger-Coble, Henry 2-24; Plewa, Macon 1-4; Smith, Tevaun 1-3. **Nebraska**-Newby, Terrell 5-22; Carter, Cethan 4-76; Turner, Jamal 4-26; Reilly, Brandon 3-50; Morgan Jr., Stanley 3-44; Westerkamp, Jordan 2-41; Moore, Alonzo 2-17; Cotton, Sam 1-14; Hovey, Lane 1-6.

**INTERCEPTIONS:** Iowa-Mabin, Greg 1-26; Fisher, Cole 1-10; Hesse, Park 1-4; Jewell, Josey 1-25. **Nebraska**-None.

**FUMBLES (total-lost):** Iowa-McCarron, Riley 1-0; Daniels, LeShun 1-0; King, Desmond 1-1. **Nebraska**-None.

**SACKS (Sacks-Yds):** Iowa-None. **Nebraska**-None.

**TACKLE LEADER (UA-A):** Iowa-Fisher, Cole 7-4; Lomax, Jordan 4-7. **Nebraska**-Kalu, Joshua 3-3; Cockrell, Byerson 2-4



# Game 13 | Nebraska 37, UCLA 29

SCORE BY QUARTERS	1	2	3	4	FINAL
UCLA	7	14	0	8	29
Nebraska	7	14	9	7	37

**Santa Clara, Calif. (Dec. 26)** -- Nebraska rolled for a season-high 326 rushing yards and 500 yards of total offense to ground UCLA's high-powered passing attack and claim a 37-29 win over the Bruins in the Foster Farms Bowl.

Nebraska stuck with a smash-mouth game plan all night, scoring 30 unanswered points after falling behind 21-7 in the second quarter at Levi's Stadium. Quarterback Tommy Armstrong Jr. accounted for 250 yards of total offense, including 76 rushing yards on 10 carries with one touchdown. He was also efficient through the air, completing 12-of-19 passes for 174 yards and another score to earn offensive MVP honors in the game.



Armstrong was one of four Huskers to score rushing touchdowns on the night after Christmas, joining seniors Imani Cross and Andy Janovich and Los Angeles native Terrell Newby.

Devine Ozigbo didn't hit paydirt, but he did rush for a career-high 87 yards on a career-best 21 carries to lead three Huskers who each rushed for more than 50 yards. Cross added 55 yards on 15 totes. Overall, nine different Huskers recorded rushes in the bowl game, including 31 yards on six carries by Janovich, a nifty 22-yard run by Jamal Turner in the first half, and a game-clinching 16-yard tight end reverse by Cethan Carter for Nebraska's final first down.

The Big Red notched their sixth win of the season to finish 6-7 with wins in three of their last four games, beginning with handing Michigan State its only loss of the regular season. Six of Nebraska's losses were by one possession and the first five were by a total of just 13 points. UCLA ended its season 8-5.

The Huskers outgained UCLA, 500-386 in the game, holding the Bruins to just 67 yards rushing. Josh Rosen did pass for 319 yards, completing 26-of-41 attempts, but he threw a pair of interceptions as Nebraska finished plus-one in the turnover department. Nebraska ran 81 plays compared to just 57 by the Bruins, and the Huskers held possession for 38:15 on the night.

While Nebraska dominated the final statistics, UCLA jumped to a 21-7 lead midway through the second quarter, which set up the largest bowl comeback in NU's illustrious 52-game bowl history.

### SCORING SUMMARY

1st	10:17	UCLA	Perkins 1 yd run (Fairbairn kick)
1st	03:50	NEB	Cross 1 yd run (Brown kick)
2nd	11:04	UCLA	Walker 60 yd pass from Rosen (Fairbairn kick)
2nd	07:55	UCLA	Starks 26 yd pass from Rosen (Fairbairn kick)
2nd	06:23	NEB	Newby 3 yd run (Brown kick)
2nd	00:52	NEB	Janovich 1 yd run (Brown kick)
3rd	10:37	NEB	Morgan 22 yd pass from Armstrong (Brown failed)
3rd	04:50	NEB	Brown 20 yd field goal
4th	14:11	NEB	Armstrong 3 yd run (Brown kick)
4th	11:29	UCLA	Payton 9 yd pass from Rosen (Duarte pass from Rosen)

### TEAM STATISTICS

	UCLA	NEB
FIRST DOWNS	17	31
RUSHES-YARDS (NET)	16-67	62-326
PASSING YDS (NET)	319	174
Passes Att-Comp-Int	26-41-2	12-19-0
TOTAL OFFENSE PLAYS-YARDS	57-386	81-500
Fumble Returns-Yards	1-0	0-0
Punt Returns-Yards	0-0	1-8
Kickoff Returns-Yards	6-131	2-28
Interception Returns-Yards	0-0	2-0
Punts (Number-Avg)	4-41.8	3-41.7
Fumbles-Lost	2-0	1-1
Penalties-Yards	7-56	6-38
Possession Time	21:45	38:15
Third-Down Conversions	5 of 12	7 of 11
Fourth-Down Conversions	1 of 2	0 of 0
Red-Zone Scores-Chances	2-3	5-6
Sacks By: Number-Yards	1-7	0-0

**RUSHING:** UCLA-Perkins, Paul 12-68; Starks, Nate 2-6; Johnson, Stephan 1-4; Rosen 1-(-11). **Nebraska**-Ozigbo, Devine 21-87; Armstrong Jr., Tommy 10-76; Cross, Imani 15-55; Janovich, Andy 6-31; Newby, Terrell 4-22; Turner, Jamal 1-22; Carter, Cethan 1-16; Reilly, Brandon 1-13; Moore, Alonzo 1-8; Team 2-(-4).

**PASSING:** UCLA-Rosen, Josh 26-40-2-319. **Nebraska**-Armstrong Jr., Tommy 12-19-0-174.

**RECEIVING:** UCLA-Andrews, Darren 5-24; Duarte, Thomas 4-52; Walker, Kenneth 3-88; Payton, Jordan 3-37; Johnson, Stephen 3-23; Perkins, Paul 3-8; Starks, Nate 2-29; Jamabo, Soso 1-36; Judge, Cameron 1-14; Massington, Eldridge 1-8. **Nebraska**-Reilly, Brandon 3-38; Westerkamp, Jordan 2-44; Carter, Cethan 2-32; Morgan Jr., Stanley 2-31; Ozigbo, Devine 1-15; Moore, Alonzo 1-13; Newby, Terrell 1-1.

**INTERCEPTIONS:** UCLA-None. **Nebraska**-Kalu, Joshua 1-0; Jones, Chris 1-0.

**FUMBLES (total-lost):** UCLA-Rosen, Josh 2-0. **Nebraska**-Armstrong Jr., Tommy 1-1.

**SACKS (Sacks-Yds):** UCLA-Clark, Kenny 1-7. **Nebraska**-Nonoe.

**TACKLE LEADER (UA-A):** UCLA-Clark, Kenny 8-3. **Nebraska**-Kalu, Joshua 7-1

# 2015 SENIOR BIOS



## TAARIQ ALLEN

#7

Senior | Receiver | 6-3 | 200 | Four Letters | Weston, Mass. | The Rivers School

- » Academic All-Big Ten (2012, 2013, 2015)
- » Four-Time Nebraska Scholar-Athlete Honor Roll
- » Pat Clare Award (2013)

Taariq Allen was a four-year contributor in the Nebraska receiving corps, closing out his Husker career in 2015. As a senior, the 6-3, 200-pound Allen was counted on for leadership in one of the Big Ten's best group of wideouts.

In addition to seeing significant playing time at receiver for four seasons, Allen also made regular contributions on special teams. Off the field, Allen was a three-time Academic All-Big Ten selection and played his final season as a graduate student after earning his degree in child, youth and family science in May of 2015.

### 2015 (SENIOR)

Allen completed his career by playing in all 13 games with starts against Minnesota, Northwestern and UCLA. Allen had five receptions for 41 yards on the season and caught a 10-yard touchdown pass against Southern Miss. Allen also had season highs with two catches and 21 receiving yards against South Alabama and added single catches vs. Southern Miss, Miami and Michigan State. Allen made two tackles on special teams.

### 2014 (JUNIOR)

Allen played in all 13 games and had eight catches for 73 yards. He caught a 34-yard touchdown pass in the third quarter at Iowa to kickstart the Huskers' rally from a 17-point deficit. Allen had a season-high three catches against both McNeese State and Michigan State and added a single reception against Florida Atlantic.

### 2013 (SOPHOMORE)

Allen played in 10 games, including all eight Big Ten Conference games, seeing action at receiver and on special teams. He had three catches for 22 yards, all coming against Michigan State.

### 2012 (REDSHIRT FRESHMAN)

Allen played in the first eight games, before a knee injury on kickoff coverage against Michigan ended his season. He caught two passes for 11 yards at Northwestern, highlighted by an eight-yard touchdown reception in the fourth quarter, helping Nebraska rally from a 12-point deficit for a victory.

### 2011 (REDSHIRT)

Allen redshirted in his first season in 2011.

### CAREER STATS

Year	G/S	No.	Yds.	Y/R	Y/G	Long	TDs
2011	Redshirt						
2012	8/0	2	11	5.5	1.4	8 at NW	1
2013	10/0	3	22	7.3	2.2	8 vs. Michigan St.	0
2014	13/0	8	73	9.1	6.1	34 at Iowa	1
2015	13/3	5	41	8.2	3.2	14 vs. So. Ala.	1
Totals	44/3	18	147	8.2	3.3	34 at Iowa	3

### SINGLE-GAME HIGHS

- » Receptions–3, vs. Michigan St. (2013), vs. McNeese St., Michigan St. (2014)
- » Receiving Yards–34 at Iowa (2014)
- » Long Reception–34 at Iowa (2014)
- » Touchdowns–1, three times



## TYSON BROEKEMEIER

Senior | Punter | 6-1 | 200 | One Letter | Aurora, Neb. | Aurora HS

- » Five-Time Nebraska Scholar-Athlete Honor Roll
- » Brook Berringer Citizenship Team (2015)
- » Tom Osborne Citizenship Team (2015)

Tyson Broekemeier completed his Nebraska career in 2015 by making a position switch and contributing to the Huskers' special teams. After four seasons as a reserve quarterback, Broekemeier switched to punter in 2015 where he served as the backup to All-Big Ten punter Sam Foltz.

Broekemeier earned his degree in business administration in December of 2015. Broekemeier was a four-time Nebraska Scholar-Athlete Honor Roll selection.

### 2015 (SENIOR)

Broekemeier moved to punter in the fall and appeared in the first two games after Foltz was injured midway through the season opener. Broekemeier punted five times with an average of 37.0 yards, with a long of 48 yards against BYU. He pinned the opponents inside the 20 on two of his five punts.

### CAREER

Broekemeier added depth at quarterback during the first four years of his Nebraska career, but did not appear in a game. He played a key role in preparing the Huskers for games through his outstanding work on the scout team.

### CAREER STATS

- » Games Played– 2 in 2015
- » Punting– 5 punts, 187 yards, 37.0 average, long-48



## BYERSON COCKRELL

#28

Senior | Safety | 6-0 | 185 | Two Letters | Columbus, Miss. | Columbus HS | East Mississippi CC

- » Academic All-Big Ten (2015)
- » Nebraska Scholar-Athlete Honor Roll (Spring, 2014, Fall, 2015)
- » Nebraska Student-Athlete HERO Leadership Award (2015)
- » Brook Berringer Citizenship Team (2015)
- » Tom Osborne Citizenship Team (2015)

Byerson Cockrell was a key member of the Nebraska secondary during his two years in the Cornhusker program. As a senior, Cockrell was one of the Huskers' starting safeties and helped solidify a secondary that featured several young players. A versatile performer, Cockrell spent his first year at Nebraska working in various positions in the defensive backfield.

A transfer from East Mississippi Community College, Cockrell earned his degree in sociology in December of 2015.

### 2015 (SENIOR)

Cockrell started all 12 games he played at safety, missing only the Purdue contest for personal reasons. Cockrell ranked third on the team with 70 tackles, including 39 solo stops. He also had four tackles for loss and was fourth on the team with six pass breakups.

Cockrell had a career-high 10 tackles against Wisconsin, including a tackle for loss and added a pass breakup against the Badgers. He had a season-high two pass breakups against both South Alabama and Minnesota. Cockrell made at least five tackles in eight of 12 games, including seven or more in five straight games at mid-season.

### 2014 (JUNIOR)

Cockrell primarily played nickel back as a junior, playing in all 13 games with six starts. His play helped Nebraska rank among the nation's leaders in opponent pass completion percentage and pass efficiency defense. Cockrell made 29 tackles, including 18 solo stops. He also had an interception and ranked second on the team with seven pass breakups.



Cockrell had a season-high five tackles each against Minnesota and Iowa. He had his only interception of the season against Purdue in a contest when he also had a season-high two pass breakups. He recovered a fumble at Michigan State.

**CAREER STATS**

Year	G/S	-----Tackles-----				Fum.			QB		
		UT	AT	TT	TFL	Sacks	C-R	BK	PBU	INT	Hry.
2014	13/6	18	11	29	1-5	0.0-0	2-1	0	7	1	1
2015	12/12	39	31	70	4-5	0.0-0	0-0	0	6	0	0
Totals	25/18	57	42	99	5-10	0.0-0	2-1	0	13	1	1

**SINGLE-GAME HIGHS**

- » Tackles—10 vs. Wisconsin (2015)
- » Tackles for Loss—1, three times
- » Interceptions—1 vs. Purdue (2014)
- » Pass Breakups—2, three times



**IMANI  
CROSS**

#32

Senior | I-Back | 6-1 | 240 | Four Letters |  
Gainesville, Ga. | North Hall HS

- » Academic All-Big Ten (2013)
- » Nebraska Scholar-Athlete Honor Roll (Fall, 2012)
- » Big Ten Freshman of the Week (vs. Idaho State, 2012)
- » Brook Berringer Citizenship Team (2013, 2014, 2015)
- » Tom Osborne Citizenship Team (2014, 2015)
- » Nebraska Student-Athlete HERO Leadership Award (2013)

I-back Imani Cross was a standout performer throughout his Nebraska career, and closed his time as a Husker with a strong performance down the stretch in his senior season. The 6-1, 240-pound Cross was a powerful short-yardage option for the Huskers each of his four seasons and also showed the ability to be an every-down performer.

Cross capped his career with 1,606 rushing yards to rank 34th in school history. Cross ran for more than 300 yards in each of his four seasons and also had at least five rushing touchdowns each year. Cross finished his career with 28 rushing touchdowns to tie for 14th in school history. Cross reached 25 career rushing touchdowns in less than 300 carries, and is the only Husker to reach the 25-TD mark in less than 300 carries. He finished his career with seven games with multiple rushing touchdowns.

An ethnic studies major, Cross is on track to earn his degree in May of 2016.

**2015 (SENIOR)**

Cross was one of three I-backs to see extensive playing time in 2015, and played in 12 games with starts in the season's final four contests. Cross finished second on the team with 451 rushing yards and was also second on the team with six rushing touchdowns.

Cross did the majority of his work in the final five games of the season while fellow back Terrell Newby was limited with an ankle injury. Cross ran for at least 55 yards in each of the final four games, beginning with 18 carries for 98 yards and a touchdown in a win over Michigan State.

He carried 20 times for 90 yards, including a season-long 38-yard run at Rutgers. Against Big Ten West champ Iowa, Cross had 19 carries for 55 yards and a pair of rushing touchdowns. He closed his Nebraska career with 16 carries for 62 yards and a touchdown in a win over UCLA in the Foster Farms Bowl. Cross also topped 30 yards against BYU and at Purdue.

**2014 (JUNIOR)**

Cross played in all 12 regular-season games before missing the bowl game with a knee injury. Cross had 75 carries for 384 yards and five rushing touchdowns, and topped 30 rushing yards five times. He had a career-high 109 rushing yards on 22 carries against Illinois, including a four-yard TD run. Cross saw extensive action against Purdue, carrying the ball 20 times and scoring two touchdowns following an injury to Ameer Abdullah.

Cross had a 25-yard run against Florida Atlantic and scored the first of his five touchdowns. He had a career-long 62-yard touchdown run at Fresno State and finished the night with 69 rushing yards. He also had six carries for 31 yards against Minnesota.

**2013 (SOPHOMORE)**

Cross was NU's second-leading rusher, with 85 carries for 447 yards and 10 touchdowns. Cross had 10 or more carries in four games and rushed for at least 50 yards five times, including a season-high 105 yards in the opener against Wyoming. Cross reached the end zone twice against the Cowboys, scoring on runs of one and 31 yards.

Against South Dakota State, he posted his second two-TD game of the year, and rushing for 60 yards on 10 carries. Cross carried 15 times for 76 yards and a touchdown against Illinois. He then carried a career-high 16 times for 56 yards and two touchdowns at Purdue, giving him three straight games with 50 or more rushing yards. Against Michigan State, Cross had a season-long 51-yard touchdown run in the third quarter.

**2012 (FRESHMAN)**

Cross played in all 14 games as a true freshman and had 55 carries for 324 yards. He was one of four I-backs to top 300 rushing yards and average better than 5.0 yards per carry. Cross was third on the team in rushing touchdowns with seven, including five in Big Ten play.

Cross rushed 11 times for 62 yards in his debut against Southern Miss. Against Arkansas State, Cross scored his first career touchdown on a two-yard run in the fourth quarter. He finished with 66 yards against the Red Wolves, including a season-long 44-yard run. Cross had his first 100-yard day with 100 yards on 12 carries vs. Idaho State.

Against Penn State, Cross rushed for 22 yards and two third-quarter touchdowns. He added a pair of touchdowns a week later against Minnesota, and had a 26-yard touchdown run in the fourth quarter of the Big Ten title game against Wisconsin.

**CAREER STATS**

Year	G/S	Att.	Gain	Loss	Net	Y/A	Y/G	Long	TDs
2012	14/0	55	329	5	324	5.9	24.9	44 vs. Arkansas St.	7
2013	13/0	85	458	11	447	5.3	34.4	51 vs. Michigan St.	10
2014	12/0	75	397	13	384	5.1	32.0	62 at Fresno St.	5
2015	12/4	112	477	26	451	4.0	37.6	38 at Rutgers	6
Totals	51/4	327	1,661	55	1,606	4.9	31.5	62 at Fresno St.	28

**SINGLE-GAME HIGHS**

- » Rushes—20 vs. Purdue (2014), at Rutgers (2015)
- » Rushing Yards—109 vs. Illinois (2014)
- » Rushing Touchdowns—2 seven times



**DANIEL  
DAVIE**

#23

Senior | Cornerback | 6-1 | 190 | Four Letters |  
Beatrice, Neb. | Beatrice HS

- » Brook Berringer Citizenship Team (2015)
- » Tom Osborne Citizenship Team (2015)

Cornerback Daniel Davie completed his Nebraska career in 2015, once again playing a key role for the Blackshirts in the secondary. Davie earned four letters during his time with the Huskers, contributing heavily in the secondary in his final two seasons, while also seeing significant action on special teams.

Davie was limited during his senior season by injury, but played a key role as a veteran in a secondary that saw several young players contribute. Davie was born and raised in Michigan before moving to Beatrice, Neb., during his high school years. A criminology and criminal justice major, Davie graduated in December of 2015.

**2015 (SENIOR)**

Davie season was limited by a pair of injuries, first a groin injury and later a hand injury. He played in six games with five starts. Davie totaled 18 tackles, including 17 solo stops, while breaking up five passes. Davie had a season-high six tackles against South Alabama and had five tackles each against BYU and Purdue. He had a season-high two breakups against BYU.

**2014 (JUNIOR)**

Davie helped Nebraska rank among the national leaders in opponent completion percentage, pass efficiency defense and third-down defense. He started all 13 games and recorded 41 tackles, including 25 solo stops and six tackles for loss. He was second on the team with two interceptions



and had five pass breakups. Davie had four games with five or more tackles, including a career-high eight against Purdue.

Davie made his first career start in the opener against FAU and made five solo stops. Davie snared a pair of interceptions in the Big Ten opener against Illinois, the first a diving pick in the end zone to stop an Illini drive in the first quarter. Davie added two pass breakups to his career-high tackle total against Purdue. Davie had five tackles and a tackle for loss against both Iowa and USC to close the season.

**2013 (SOPHOMORE)**

Davie played in the first 10 games, seeing action as a reserve cornerback and several of the Huskers' special teams units. Davie had an unassisted tackle at Purdue. He suffered a season-ending knee injury on kickoff coverage against Michigan State.

**2012 (REDSHIRT FRESHMAN)**

Davie played in 13 games, primarily on special teams. He had seven tackles, including six on special teams. Davie had a season-high two tackles and a breakup against Idaho State.

**2011 (REDSHIRT)**

Davie redshirted in his first season in 2011.

**CAREER STATS**

Year	G/S	-----Tackles-----				Fum.			QB			
		UT	AT	TT	TFL	Sacks	C-R	BK	PBU	INT	Hry.	
2011												
Redshirt												
2012	13/0	3	4	7	0-0	0.0-0	0-0	0	1	0	0	0
2013	10/0	1	0	1	0-0	0.0-0	0-0	0	0	0	0	0
2014	13/13	25	16	41	6-8	0.0-0	0-0	0	5	2	0	0
2015	6/5	17	1	18	0-0	0.0-0	0-0	0	5	0	1	1
Totals	42/18	46	21	67	6-8	0.0-0	0-0	0	11	2	1	1

**SINGLE-GAME HIGHS**

- » Tackles—8 vs. Purdue (2014)
- » Tackles for Loss—2 at Fresno State (2014)
- » Pass Breakups—2 vs. Purdue (2014), vs. BYU (2015)
- » Interceptions—2 vs. Illinois (2014)



**JACK GANGWISH**

#95

Senior | Defensive End | 6-2 | 265 | Two Letters | Wood River, Neb. | Wood River HS

- » Chamberlin Trophy Winner (2015)
- » Team Captain (2015)
- » Nebraska Lifter of the Year (2014)
- » Nebraska Scholar-Athlete Honor Roll (Spring 2014)

Jack Gangwish completed his Nebraska career in 2015 as a key leader for the Nebraska Blackshirt defense. A team captain, Gangwish earned a starting spot at defensive end as a senior, completing a true Husker success story.

Gangwish joined the program as a walk-on in 2011 and spent his first three seasons on the scout team. He earned playing time in 2014 after being placed on scholarship, before becoming a leader on and off the field during his senior campaign.

**2015 (SENIOR)**

Gangwish played in 10 games with nine starts at defensive end, helping Nebraska rank among the national leaders in rushing defense. He recorded 15 tackles, including four tackles for loss and 1.5 sacks, while adding seven quarterback hurries. Gangwish was slowed by a dislocated elbow in the first half of the season, an injury that caused him to miss the final three non-conference games.

Gangwish had a season-high four tackles against Northwestern, including teaming with Ross Dzuris for a first-quarter safety. Gangwish had three tackles at Minnesota, when he also recorded his first career fumble recovery. He opened the year with two tackles for loss and a sack against BYU before suffering the elbow injury on the game's final play. Gangwish had a career-high three hurries against Wisconsin.

**2014 (JUNIOR)**

Gangwish played in 12 games, with starts against McNeese State, Iowa and USC. He made 19 tackles, including seven solo stops and four tackles for loss. He shared a sack against Northwestern and forced a fumble on the play.

Gangwish had a career-high five tackles against McNeese State, including a tackle for loss. He had two tackles and a pass breakup at Fresno State, and made two tackles and a TFL against Rutgers. He capped the regular season by tying his career high with five tackles at Iowa, including a tackle for loss and a quarterback hurry.

**2013 (SOPHOMORE)**

Gangwish added depth at defensive end in 2013, but did not play.

**2012 (REDSHIRT FRESHMAN)**

Gangwish was a reserve linebacker but did not see game action.

**2011 (REDSHIRT)**

He redshirted and worked on the scout team defense in 2011.

**CAREER STATS**

- » Games Played: 22 (12 in 2014; 10 in 2015)
- » Games Started: 12 (3 in 2014; 9 in 2015)
- » Tackles: 34 (19 in 2014; 15 in 2015)
- » Tackles for Loss: 8 (4 in 2014; 4 in 2015)
- » Sacks: 2 (0.5 in 2014; 1.5 in 2015)



**ANDY JANOVICH**

#35

Senior | Fullback | 6-1 | 230 | Four Letters | Gretna, Neb. | Gretna HS

- » Honorable-Mention All-Big Ten (Coaches, 2015)
- » Tom Novak Award Winner (2015)
- » Nebraska Lifter of the Year (2015)
- » Lunch Bucket Award (2015)
- » Nebraska Scholar-Athlete Honor Roll (Spring 2013)

Nebraska native Andy Janovich had a breakthrough senior season in 2015, bringing the fullback back into the forefront of the Husker offense. The Gretna High product continued to be a powerful lead blocker for the offense, while also showing his ability as a runner and a pass-catching threat for one of the Big Ten's top offenses.

In addition to his stellar work on offense, Janovich earned the respect of his teammates and coaches for being one of the Huskers' top special teams performers. His play earned Janovich honorable-mention all-conference accolades from the Big Ten coaches.

One of the Huskers' hardest workers on and off the field, Janovich was also named Nebraska's 2015 Lifter of the Year. He joined the program as a walk-on, but earned a scholarship before his sophomore season in 2013.

**2015 (SENIOR)**

Janovich became an integral part of the Nebraska offense during his senior season. He finished fourth on the team with 265 rushing yards, while averaging an impressive 6.3 yards per carry. Janovich also scored three rushing touchdowns on the season. He also caught two passes for 58 yards, including a 53-yard reception against Southern Miss. Janovich was also Nebraska's leader in special teams tackles, notching 13 stops, including 11 solo tackles.

Janovich did not have an offensive touch in the first three games, before breaking out against Southern Miss. He ran five times for 68 yards against the Golden Eagles, including a 28-yard run and added the 53-yard catch. The 68 rushing yards were the most by an NU fullback in 12 seasons, and the reception was the longest by an NU fullback in at least 36 years. Janovich had a career-high 11 carries for 43 yards at Illinois, the most carries for a Husker fullback since 2001.

Against Wisconsin, Janovich had a team-high 59 rushing yards on three carries. He ignited Memorial Stadium with a 55-yard fourth-quarter touchdown that gave the Huskers a 21-20 lead. He added 27 rushing yards at Minnesota, had 26 rushing yards against No. 7 Michigan State and closed the year with six carries for 31 yards and a touchdown against UCLA.

Janovich had a season-high three tackles at Miami, and had a pair of tackles in four other games.

**2014 (JUNIOR)**

Janovich played in all 13 games and started the final two games against Iowa and USC. He played in the opener despite undergoing minor knee surgery during fall camp. Janovich's blocking helped Ameer Abdullah to his third straight 1,000-yard rushing season. Janovich caught his only pass of the season with a 16-yard catch at Michigan State.

**2013 (SOPHOMORE)**

Janovich played in all 13 games and alternated time at fullback with Zimmerer. Janovich did not have a carry on the season.

**2012 (FRESHMAN)**

Janovich did not play in the first three games, but became a regular contributor in the final 11 games. He started against Idaho State and Ohio State and finished with three carries for six yards, all against Idaho State. He also caught two passes for 13 yards, with one reception each against Idaho State and Ohio State.

**CAREER STATS**

- » Games Played– 50 (11 in 2012; 13 in 2013; 13 in 2014; 13 in 2015)
- » Games Started– 10 (2 in 2012; 2 in 2014; 6 in 2015)
- » Rushing– 45 rushes, 271 yards, 6.1 ypc, 3 TD  
(3-6-0 in 2012; 42-271-3 TD in 2015; long-55 vs. Wisconsin, 2015)
- » Receiving– 5 receptions, 87 yards  
(2 for 13 yards in 2012; 1 for 16 yards in 2014;  
2 for 58 yards in 2015; long-53 vs. Southern Miss, 2015)
- » Tackles– 11 UT, 2 AT, 13 TT, all in 2015



**CHONGO  
KONDOLO**

Senior | Off. Guard | 6-4 | 300 | Two Letters |  
Carrollton, Texas | Creekview HS | Fresno City

- » Brook Berringer Citizenship Team (2014, 2015)
- » Tom Osborne Citizenship Team (2014, 2015)

Offensive guard Chongo Kondolo served a key role on the Nebraska offensive line the past two seasons. A reserve guard in 2014, Kondolo started nine games at right guard as a senior.

Kondolo helped the Nebraska offensive line power the Huskers to being one of the Big Ten's top offenses in 2015. The Huskers ranked among the league leaders in scoring, passing and total offense. Kondolo came to Nebraska from Fresno City College earned his degree in sociology in August of 2015.

**2015 (SENIOR)**

Kondolo played in all 13 games while starting the first nine contests at right guard. The Husker offense averaged 32.8 points, 266.9 passing yards and 446.9 yards of total offense per game, ranking in the top three in the conference in each category.

The Husker offensive line allowed just 14 sacks in 13 games, ranking ninth in the nation in fewest sacks allowed per game. The offensive line also provided the pass protection for quarterback Tommy Armstrong Jr. to throw for better than 3,000 yards and 22 touchdown passes.

**2014 (JUNIOR)**

Kondolo played in every game, helping power Nebraska to top-20 national rankings in scoring and rushing offense. The line helped Ameer Abdullah top 1,000 rushing yards for the third consecutive season.


Kondolo saw his most extensive action against Northwestern and Rutgers. NU dominated the line of scrimmage in the second half at Northwestern, while Abdullah topped 200 rushing yards against Rutgers. Kondolo also saw action on kicking units.

**2013 (REDSHIRT)**

Kondolo joined Nebraska in 2013, but sat out the season as a redshirt.

**CAREER STATS**

- » Games Played– 26 (13 in 2014, 13 in 2015)
- » Games Started– 9, all in 2015



**ALEX  
LEWIS**

Senior | Off. Tackle | 6-6 | 290 | Two Letters |  
Tempe, Ariz. | Mountain Pointe HS | Colorado

- » 2015 Team Captain
- » Second-Team All-Big Ten (Coaches, 2015)
- » Third-Team All-Big Ten (Media, 2015)
- » Honorable-Mention All-Big Ten (Media, Coaches, 2014)
- » Academic All-Big Ten (2014)
- » Nebraska Scholar-Athlete Honor Roll (Spring 2014)

Alex Lewis was a fixture on the offensive line in his two seasons in the Husker program, manning the left tackle position for 26 consecutive games in 2014 and 2015.

A transfer from Colorado, Lewis helped the NU offense to an impressive showing in 2015. The Huskers ranked among the conference leaders in scoring offense, total offense and passing offense. Lewis was recognized for his contributions, earning second-team All-Big Ten honors from the conference coaches, and third-team accolades from the media.

Lewis was a second-generation Husker, following in the footsteps of his father, Bill, who was an All-America center at Nebraska in the mid 1980s. Like his father, the younger Lewis also served as a team captain, becoming only the third family in Nebraska history to have a father-son combination both serve as Cornhusker captains.

The younger Lewis earned his degree in sociology in August of 2015.



**JOE  
KEELS**

**#95**

Senior | Defensive End | 6-3 | 265 | One Letter |  
Kenosha, Wis. | Bradford HS | Highland CC

- » Nebraska Scholar-Athlete Honor Roll (Spring, 2014; Fall, 2015)

Defensive end Joe Keels joined the Nebraska program in 2014 after being a standout at Highland (Kan.) Community College. Keels provided depth on the defensive line in 2014, however his career was cut short due to season-ending shoulder surgery in 2015.

Keels earned his degree in sociology in December of 2015.

**2015 (SENIOR)**

Keels was sidelined by a shoulder injury and did not see action in 2015.

**2014 (JUNIOR)**

Keels played in five games, seeing action in the first three games, and also against Illinois and Rutgers. Keels had an unassisted tackle at Fresno State.

**CAREER STATS**

- » Games Played–5 in 2014
- » Tackles–1 UT in 2014

**2015 (SENIOR)**

Lewis was the most veteran returnee on the offensive line and played a key role, starting all 13 games at the left tackle spot. Lewis earned second-team all-conference honors for his work in helping an offense that averaged 32.8 points, 266.9 passing yards and 446.9 yards of total offense per game, to rank in the top three in the conference in each category.

Lewis was strong in pass protection, as the Husker offensive line allowed just 14 sacks in 13 games, ranking ninth in the nation in fewest sacks allowed per game. The offensive line also provided the pass protection for quarterback Tommy Armstrong Jr. to throw for better than 3,000 yards and 22 touchdown passes.

**2014 (JUNIOR)**

Lewis started all 13 games at left tackle and was a key part of an offensive line that powered several record-setting performances and helped NU rank in the top 20 nationally in rushing and scoring offense. The Nebraska offense opened the season with a Big Ten modern-era record of 784 yards of total offense, including 498 rushing yards.

The line pounded the defenses of both Miami and Illinois as the Huskers rushed for 343 and 458 yards, respectively, and Ameer Abdullah topped 200 yards in both contests. The line paved the way for Abdullah's fourth 200-yard rushing game against Rutgers.

**NEBRASKA CAREER STATS**

- » Games Played– 26 (13 in 2014, 13 in 2015)
- » Games Started– 26 (13 in 2014, 13 in 2015)



**CHRIS LONG**

#75

Senior | Offensive Guard | 6-4 | 300 |  
One Letter | Blair, Neb. | Blair HS

- » Academic All-Big Ten (2015)
- » Six-Time Nebraska Scholar-Athlete Honor Roll
- » Nebraska Student-Athlete HERO Leadership Award (2015)
- » Tom Osborne Citizenship Team (2014, 2015)
- » Brook Berringer Citizenship Team (2013, 2014, 2015)
- » Brook Berringer Citizenship Team Honorable Mention (2012)

Offensive guard Chris Long provided quality depth on the offensive line throughout his Nebraska career. The 6-4, 300-pound Long was poised to earn playing time during his senior season, but a knee injury sidelined him for the majority of the 2015 campaign.

Long was a leader off the field during his time in Lincoln, being honored for his work in the classroom and the community. Long was an Academic All-Big Ten choice in 2015, and will earn his degree in child, youth and family sciences in May of 2016.

**CAREER**

Long provided depth throughout his career. As a senior, he worked his way to second on the depth chart and saw action against South Alabama, before a knee injury sidelined him for the season. Long did not see action the three previous years, but was a valuable practice contributor. A walk-on Long redshirted in his first season in the program in 2012.

**CAREER STATS**

- » Games Played– 1 in 2015



**GIVENS PRICE**

Senior | Defensive Tackle | 6-4 | 310 |  
Two Letters | Houston, Texas | Alief Taylor HS

- » Academic All-Big Ten (2012, 2013, 2014)
- » Five-Time Nebraska Scholar-Athlete Honor Roll

Givens Price was a valuable performer on both lines for Nebraska during his career in Lincoln. The Houston native spent his first four years in the program working on the offensive line, seeing time at both guard and tackle. Prior to his senior season, Price moved to the defensive line and added depth at tackle for one of the nation's best run defenses.

Price saw his most extensive action at Nebraska during his junior season, when he was a part-time starter at right tackle. Price excelled off the field, being named to the Academic All-Big Ten team three times during his career. Price earned his degree in accounting/management in May of 2015, and played his final season as a graduate student.

**2015 (SENIOR)**

Price switched to defensive line in fall camp and added depth. He appeared in NU wins over South Alabama and Minnesota and had an assisted tackle against the Jaguars.

**2014 (JUNIOR)**

Price saw action in 12 games on the offensive line, with starts at right tackle against Florida Atlantic, Iowa and USC. Price's play in his first career start against Florida Atlantic helped Nebraska set a Big Ten modern era record for total offense with 784 yards, including 498 rushing yards. The line powered running back Ameer Abdullah's record-setting season, as he became NU's career leader in all-purpose yards while ranking second in rushing.

**2013 (SOPHOMORE)**

Price played in eight games as a reserve guard. His role increased late in the season with numerous injuries on the line, and he became a regular on the Huskers' PAT and field goal units.

**2012 (REDSHIRT FRESHMAN)**

Price added depth, and played in wins over Southern Miss, Arkansas State and Idaho State.

**2011 (REDSHIRT)**

Price redshirted in his first season in 2011.

**CAREER STATS**

- » Games Played– 25 (3 in 2012, 8 in 2013, 12 in 2014, 2 in 2015)
- » Games Started– 3 (3 in 2014)



## RYNE REEVES

#65

Senior | Center | 6-3 | 300 | Four Letters | Crete, Neb. | Crete HS

- » Academic All-Big Ten (2012, 2013, 2014, 2015)
- » Native Son Award Winner (2015)
- » Pat Clare Award Winner (2015)
- » Six-Time Nebraska Scholar-Athlete Honor Roll

Ryne Reeves was the leader of the Nebraska offensive line in 2015, starting every game at center during his senior season. The Crete, Neb., native helped the Nebraska offense rank among the Big Ten's best in scoring, passing and total offense.

Reeves battled injuries throughout his Husker career, but was a regular contributor each year, earning four letters as a Husker. In addition to his on-field success, Reeves excelled off the field as a four-time Academic All-Big Ten selection. He earned his degree in economics/management in December of 2015.

### 2015 (SENIOR)

Reeves was one of three players on the offensive line to start every game in 2015. The Husker offense averaged 32.8 points, 266.9 passing yards and 446.9 yards of total offense per game, ranking in the top three in the conference in each category.

The Husker offensive line allowed just 14 sacks in 13 games, ranking ninth in the nation in fewest sacks allowed per game. The offensive line also provided the pass protection for quarterback Tommy Armstrong Jr. to throw for better than 3,000 yards and 22 touchdown passes.

### 2014 (JUNIOR)

Reeves played in 11 games, including a start in the regular-season finale at Iowa. The line helped Nebraska to a Big Ten modern-era record 784 yards of total offense in the opener against Florida Atlantic, and helped senior I-back Ameer Abdullah to a record-setting season. Abdullah rushed for more than 200 yards four times in 2014. The offensive line also ranked among the Big Ten's best units in protecting the quarterback.

### 2013 (SOPHOMORE)

Reeves play in 10 games as one of the Huskers' top reserves at offensive guard. He helped the Nebraska offense excel against strong Michigan State and Penn State defenses, as I-back Ameer Abdullah topped 100 yards in both of those games. Reeves was also a regular on PAT and field-goal units as a blocker.

### 2012 (REDSHIRT FRESHMAN)

Reeves was a reserve guard and appeared in Nebraska's wins over Southern Miss, Arkansas State, Idaho State and Minnesota.

### 2011 (REDSHIRT)

Reeves redshirted in his first season and was a standout on the scout team line.

### CAREER STATS

- » Games Played—38 (4 in 2012; 10 in 2013; 11 in 2014; 13 in 2015)
- » Games Started—14 (1 in 2014; 13 in 2015)



## ANTHONY RIDDER

#22

Senior | Safety | 6-2 | 205 | One Letter | West Point, Neb. | Central Catholic HS

- » Academic All-Big Ten (2015)
- » Six-Time Nebraska Scholar-Athlete Honor Roll

Anthony Ridder joined the Nebraska program as a walk-on and added depth in the secondary throughout his time with the Huskers. Ridder began his career as a quarterback before switching to defense in 2012. His father, Dave, also played for Nebraska lettering as a defensive end from 1981 to 1983.

Ridder earned his degree in psychology in December of 2015, and was an Academic All-Big Ten selection.

### CAREER

Ridder added depth at safety in his final four seasons, but did not appear in a game. Ridder redshirted and worked on the scout team at quarterback in 2011.



## JONATHAN ROSE

#14

Senior | Cornerback | 6-1 | 195 | Three Letters | Leeds, Ala. | Leeds HS | Auburn

Cornerback Jonathan Rose was a key member of the Nebraska defense and special teams for each of his final three seasons in Lincoln. At 6-1, 195, Rose had the ability to match up with taller opposing receivers.

In addition to his work at cornerback, Rose excelled on coverage units, particularly in 2014 when he helped Nebraska rank among the Big Ten's best in those areas. Rose began his college career at Auburn in 2011, before transferring to Nebraska before the 2012 season.

### 2015 (SENIOR)

Rose played in nine games and made five starts at cornerback. He totaled 42 tackles, including 30 solo stops and had a tackle for loss. Rose ranked among the Huskers' team leaders with seven pass breakups, including a career-best three PBU at Rutgers. He had his only career interception against Michigan State, returning the pick 12 yards. Rose had at least five tackles three times, including a career-high eight stops against both South Alabama and Minnesota.

### 2014 (JUNIOR)

Rose played in all 13 games and finished with 18 tackles, including 13 solo stops and a pass breakup. Rose had a season-high three tackles four times (Florida Atlantic, Fresno State, Miami and Wisconsin). He had his first career break-up at Fresno State. Rose was one of NU's top tacklers on special teams, notching eight stops on coverage units.

### 2013 (SOPHOMORE)

Rose played in 10 games as a reserve cornerback and on special teams, including action in each of the final six games. Rose had a fumble recovery against South Dakota State.

### 2012 (REDSHIRT)

Rose sat out the 2012 season as a transfer after beginning his career at Auburn in 2011.

### CAREER STATS

Year	G/S	(-----Tackles-----)					Fum.			QB	
		UT	AT	TT	TFL	Sacks	C-R	BK	PBU	INT	Hry.
2012											
2013	10/0	0	0	0	0-0	0-0	0	0	0	0	0
2014	13/0	13	5	18	0-0	0-0	0	1	0	0	0
2015	9/5	30	12	42	1-1	0-0	0	7	1	0	0
Totals	32/5	43	17	60	1-1	0-0	0	8	0	0	0

### SINGLE-GAME HIGHS

- » Tackles—8 vs. South Alabama, at Minnesota (2015)
- » Pass Breakups—3 at Rutgers (2015)
- » Interceptions—1 vs. Michigan State (2015)



**ZACH  
STERUP**

#57

**Senior | Offensive Line | 6-8 | 320 | Four Letters |  
Hastings, Neb. | Hastings St. Cecilia HS**

- » Academic All-Big Ten (2012, 2013)
- » Husker Pride Award (2015)
- » Nebraska Scholar-Athlete Honor Roll (Spring, 2012; Fall, 2015)

Zach Sterup was a key contributor on the offensive line during his final three seasons in the Nebraska program, helping the Husker offense rank among the Big Ten's best each of those years.

The 6-8, 320-pound Sterup spent the majority of his career at tackle, before moving inside to guard where he started the final four games of the 2015 season and helped Nebraska to a 3-1 finish. Sterup was a two-time Academic All-Big Ten selection and earned his degree in economics/finance in December of 2015.

**2015 (SENIOR)**

Sterup played in nine games during his senior season and made six starts. Sterup started at right tackle against Minnesota and Northwestern when Nick Gates was slowed by an ankle injury. Following Gates' return, Sterup slid inside to guard and started the final four games. His play helped Nebraska to strong offensive showings down the stretch, capped by rushing for 326 against UCLA in a Foster Farms Bowl victory.

**2014 (JUNIOR)**

Sterup started 10 games at right tackle, missing the season opener against Florida Atlantic after minor knee surgery and sat out the final two games following another knee procedure. Sterup was a key part of an offensive line that helped senior running back Ameer Abdullah to a record-setting season, in which Abdullah became Nebraska's career leader in all-purpose yardage. Abdullah had four 200-yard rushing games in 2014. Sterup and his offensive line teammates were also one of the Big Ten's best units at protecting the quarterback.

**2013 (SOPHOMORE)**

Sterup played in 11 games, seeing action both at offensive tackle and on the field goal and PAT units. He saw extensive action at tackle in the final five games when injuries ravaged the offensive line.

**2012 (REDSHIRT FRESHMAN)**


Sterup was a reserve at tackle and appeared in Nebraska's wins over Southern Miss, Arkansas State, Idaho State and Minnesota.

**2011 (REDSHIRT)**

Sterup redshirted in his first season and was a standout on the scout team line.

**CAREER STATS**

- » Games Played— 34 (4 in 2012, 11 in 2013, 10 in 2014, 9 in 2015)
- » Games Started— 16 (10 in 2014, 6 in 2015)

**DAVID  
SUTTON**

#86

**Senior | Tight End | 6-3 | 255 | Two Letters |  
Lincoln, Neb. | Southeast HS**

- » Academic All-Big Ten (2013, 2014, 2015)
- » Six-Time Nebraska Scholar-Athlete Honor Roll

David Sutton provided depth at tight end and contributed on special teams throughout his Nebraska career. The Lincoln native was poised for more extensive action during his senior season, but suffered an ankle injury in the season opener that caused him to miss half of the 2015 campaign.

Sutton was a three-time Academic All-Big Ten selection during his Husker career, and earned his degree in management/marketing in December of 2015.

**2015 (SENIOR)**

Sutton played in six games including a start against BYU. An ankle injury suffered against the Cougars sidelined Sutton for several weeks before he returned to play a limited role in the final five regular-season games.

**2014 (JUNIOR)**

Sutton played in 12 games, both as a reserve tight end and on NU's kickoff return team and PAT and field goal units.

**2013 (SOPHOMORE)**

Sutton added depth at tight end and played in three games, but did not have a catch.

**2012 (REDSHIRT FRESHMAN)**

He played in three games without a reception in 2012.

**2011 (REDSHIRT)**

Sutton redshirted in his first season in 2011.

**CAREER STATS**

- » Games Played—24 (3 in 2012; 3 in 2013; 12 in 2014, 6 in 2015)
- » Games Started—1 (1 in 2015)

**JAMAL  
TURNER**

#10

**Senior | Wide Receiver | 6-1 | 190 | Four Letters |  
Arlington, Texas | Sam Houston HS**

- » Nebraska Scholar-Athlete Honor Roll (Fall, 2011)
- » Big 12 Commissioner's Spring Academic Honor Roll (2011)

Jamal Turner was a playmaker for the Nebraska offense throughout his career in Lincoln. The 6-1, 190-pound receiver spent five years in a Husker uniform after his 2014 season ended because of injury after just two games and he received an additional season of eligibility.

Turner finished his career with 73 receptions for 892 yards and four receiving touchdowns. His 73 receptions rank in a tie for 16th place at Nebraska in career receptions, while his 892 yards are just outside of the top 25. Turner originally joined the Huskers as a quarterback, but immediately switched to receiver in his first spring practice in Lincoln. Turner also saw action as both a kickoff and punt returner in his Nebraska career.

Turner played his final season as a graduate student after earning his degree in criminology and criminal justice in December of 2014.

**2015 (SENIOR)**

Turner played in all 13 games and earned a start against UCLA in the Foster Farms Bowl. Turner caught nine passes for 93 yards, including two catches in the opener against BYU and a season-high four catches in the regular-season finale against Iowa. He also had three rushing attempts.

**2014 (REDSHIRT)**

Turner had four catches for 37 yards before suffering a ruptured Achilles tendon in the second game. Turner had three catches for 28 yards against McNeese State and one catch for nine yards against Florida Atlantic. He received a medical redshirt season.

**2013 (JUNIOR)**

Turner played in eight games, missing the final five games of the regular season with a leg injury. He had 13 catches for 102 yards and a touchdown, and also saw action as a punt returner. Turner opened the year with four catches for 43 yards and a touchdown against Wyoming and had a season-high five catches for 23 yards against UCLA. He returned to action against Georgia in the Gator Bowl.

**2012 (SOPHOMORE)**

Turner played in all 14 games with four starts, making 32 catches for 417 yards, an average of 13.0 yards per reception. Turner had six games with three or more catches, including a career-high six receptions against Minnesota. Eighteen of his catches and all three touchdowns came in the final six games.

His first touchdown came on a six-yard TD catch with six seconds remaining to give NU a 28-24 win at Michigan State. The second came in the fourth quarter a week later against Penn State, giving Nebraska its first lead in a comeback victory. He averaged 5.7 yards on six punt returns and 22.1 yards on seven kickoff returns.

Turner had a season-long 36-yard catch against Southern Miss. He caught a career-high six passes for 83 yards against Minnesota, one yard shy of his



career high. Turner led NU with 63 yards on five catches against Wisconsin, highlighted by a 32-yard third-quarter catch. Turner capped the season with a 14-yard TD reception in the first quarter against Georgia.

**2011 (FRESHMAN)**

Turner played in 12 games and had 15 receptions for 243 yards. He caught three passes for 63 yards, including a career-long 43-yard catch against Fresno State. Turner had a season-high five receptions for a career-high 84 yards at Wisconsin, with two catches of at least 25 yards.

**CAREER STATS**

Year	G/S	No.	Yds.	Y/R	Y/G	Long	TDs
2011	12/0	15	243	16.2	20.2	43 vs. Fresno State	0
2012	14/4	32	417	13.0	29.8	36 vs. Southern Miss	3
2013	8/0	13	102	7.8	12.8	17 vs. Wyoming	1
2014*	2/2	4	37	9.2	18.5	17 vs. McNeese State	0
2015	13/1	9	93	10.3	7.2	20 vs. Northwestern	0
Totals	49/7	73	892	12.2	22.2	43 vs. Fresno State	4

\*-Medical Redshirt

**SINGLE-GAME HIGHS**

- » Receptions—6 vs. Minnesota (2012)
- » Yards—89 at Wisconsin (2011)
- » Touchdowns—1 four times (most recently vs. Wyoming in 2013)

**Rushing:** Career: 10 carries, 1 yards, 0 TDs, 0.1 average, long of 6 vs. UCLA (2012)  
 2015: 3 carries, 1 yard, 0 TD, 0.3 average, long 3  
 2013: 1 carries, 2 yards, 0 TDs, 2.0 average, long 2  
 2012: 4 carries, 1 yards, 0 TDs, 0.3 average, long of 6  
 2011: 2 carries, -3 yards, 0 TDs, minus- 1.5 average, long 4

**Kickoff Returns:** Career: 8 returns, 172 yds, 0 TDs, 21.5 average, long of 35 vs. Idaho St. (2012)  
 2012: 7 returns, 155 yards, 0 TDs, 22.1 average, long of 35 vs. Idaho State  
 2011: 1 return, 17 yards, 0 TDs, 17.0 average, long of 17 vs. Washington

**Punt Returns:** 6 returns, 34 yards, 0 TDs, 5.7 average, long of 22 vs. Idaho State (all in 2012)

# OTHERS DEPARTING HUSKER PROGRAM DECLARED FOR NFL DRAFT



**MALIEK  
COLLINS**

**#7**

Junior | Defensive Tackle | 6-2 | 300 |  
 Three Letters | Kansas City, Mo. | Center HS

- » Nebraska Team Captain (2015)
- » Second-Team All-Big Ten (Coaches, AP, 2015)
- » Third-Team All-Big Ten (Media, Phil Steele, 2015)
- » Lombardi, Outland, Nagurski, Bednarik Watch List (2015)
- » Second-Team All-Big Ten (Coaches, 2014)
- » Honorable-Mention All-Big Ten (Media, 2014)
- » Academic All-Big Ten (2014, 2015)
- » Nebraska Defensive co-MVP (2014)
- » Nebraska Scholar-Athlete Honor Roll (Spring, 2015)
- » Brook Berringer Citizenship Team (2015)
- » Tom Osborne Citizenship Team (2015)

Defensive tackle Maliek Collins emerged as a dominant presence on the Nebraska defensive line during both the 2014 and 2015 seasons. The Kansas City product was a two-time second-team All-Big Ten selection before he chose to bypass his senior season of eligibility and declare for the NFL Draft.

Collins was a powerful run-stopper, while showing the athleticism to harass opposing passers as well. Collins finished his three-year career with eight sacks and 23 tackles for loss along with 19 quarterback hurries. During his junior season, Collins' play helped Nebraska rank ninth nationally in rushing defense, allowing less than 110 yards per game.

Collins was well respected by his teammates as evidenced by his election as one of six captains for the 2015 season. He was also successful off the field, twice being named an Academic All-Big Ten pick, while earning a spot on the 2015 Brook Berringer Citizenship Team.

**2015 (JUNIOR)**

Collins played in every game in 2015 and made 12 starts as the anchor of a strong defensive line. Despite facing two or more blockers much of the time, Collins made 29 tackles, including seven tackles for loss and 2.5 sacks. He also had six quarterback hurries on the year.

Collins had three or more tackles four times during the season. His best game came in the Big Ten opener at Illinois when Collins had a career-high nine tackles, including three tackles for loss and 1.5 sacks. He had four solo stops at Miami, with three tackles each against Wisconsin and Purdue. Collins had a 10-yard sack at Rutgers and closed the year with two quarterback hurries in the Foster Farms Bowl victory over UCLA.

**2014 (SOPHOMORE)**

Collins started every game and led the Huskers in tackles for loss with 14, while ranking second on the team with 4.5 sacks and 13 quarterback hurries. Collins totaled 45 tackles, including 17 solo stops. Collins made 12 of his 14 TFL in Big Ten play or the bowl game and posted five or more tackles four times in the final six games.

Collins had a season-high seven tackles against both Rutgers and Iowa. He also had three quarterback hurries each in back-to-back weeks against Rutgers and Purdue and closed the year with five tackles, a sack and two tackles for loss against USC in the Holiday Bowl.

Collins had four tackles, two tackles for loss and two hurries against Miami to close non-conference play. After his seven-tackle effort against Rutgers, Collins had five tackles, a nine-yard sack and three hurries against Purdue. He had a sack and two tackles for loss in the regular-season finale at Iowa.

**2013 (FRESHMAN)**

Collins played in 12 games with a start against Georgia in the Gator Bowl. He had 12 tackles with all of his stops coming in either the first three games or the final four games.

Collins registered NU's first sack of the season for 10 yards against Southern Miss. He totaled three tackles in that contest. He added a tackle for loss against UCLA. Collins made eight tackles in the final four games, tying his season high with three tackles at Penn State, adding two each vs. Michigan State and Iowa, and then making one stop in the Gator Bowl.

**CAREER STATS**

Year	G/S	Tackles					Sacks	Fum.			QB Hry.
		UT	AT	TT	TFL	C-R		BK	PBU	INT	
2013	12/1	6	6	12	2-10	1.0-10	1-0	0	0	0	0
2014	13/13	17	28	45	14-47	4.5-33	0-0	0	0	0	13
2015	13/12	14	15	29	7-30	2.5-22	0-0	0	1	0	6
Totals	38/26	37	49	86	23-87	8-65	1-0	0	1	0	19

**SINGLE-GAME HIGHS**

- » Tackles—9 at Illinois (2015)
- » Tackles for Loss—3 vs. Rutgers (2014), at Illinois (2015)
- » Sacks—1.5 at Illinois (2015)



# VINCENT VALENTINE #98

Junior | Defensive Tackle | 6-3 | 320 |  
Three Letters | Edwardsville, Ill. | Edwardsville HS

- » Honorable-Mention Big Ten All-Freshman Team (BTN, 2013)
- » Nebraska Scholar-Athlete Honor Roll (Spring, 2013)

Vincent Valentine was a mainstay on the Blackshirt defensive line for three seasons. The 6-3, 320-pound Valentine was an imposing run-stopper, while also showing great athleticism for his size. Valentine made the decision to forgo his final season of eligibility to enter the NFL Draft.

Valentine was limited by injury in 2015, but helped the Huskers rank among the nation's top 10 rushing defenses. His best year was in 2014 as a sophomore, when Valentine tallied more than 40 tackles, and helped Nebraska rank among the nation's best pass and third-down defenses. Despite giving up his final year in Lincoln, Valentine earned his degree in sociology in December of 2015.

## 2015 (JUNIOR)

Valentine was slowed throughout the year by injuries, but played in 10 games with seven starts. Valentine finished with 10 tackles, but still flashed his play-making ability with three sacks and four tackles for loss.

Valentine was injured against South Alabama and missed three games. He returned against Wisconsin and had three tackles, including two tackles for loss and a seven-yard sack. He added an 11-yard sack the following week at Minnesota. He recorded his third sack of the year at Rutgers and made two tackles in the bowl victory over UCLA.

## 2014 (SOPHOMORE)

Valentine played in all 13 games making 11 starts, and totaled 45 tackles, including seven tackles for loss and three sacks. He forced a fumble and added two quarterback hurries and two break ups. Valentine made at least four tackles six times in 2014.

Valentine recorded career highs at Fresno State with two sacks for 12 yards in losses and three tackles for loss. He set a career high with six tackles against Miami, including four solo stops. Valentine had five tackles at Michigan State and had a hand in two Nebraska takeaways. He notched a pass breakup that resulted in a Randy Gregory interception on the game's opening drive and later forced a fumble. Valentine suffered an arm injury at Northwestern that limited him to only a few snaps against Rutgers.

He finished the season by tying his career high with six tackles against both Iowa and USC. Against the Hawkeyes, he had a 10-yard sack and two tackles for loss, then made his seventh tackle for loss of the year in the bowl game.

## 2013 (REDSHIRT FRESHMAN)

Valentine played in all 13 games with six starts, including the first four games and the final two regular-season games. He made 21 tackles, including 11 solo stops, five tackles for loss and a sack.

He made four tackles against Wyoming and had eight tackles combined against Penn State and Iowa in the final two regular-season games, including a season-high five stops against the Hawkeyes. He also had three of his five tackles for loss in the last two games. He had two TFLs against Iowa, including an eight-yard sack.

## 2012 (REDSHIRT)

Valentine redshirted in his first season in the program in 2012.

## CAREER STATS

Year	G/S	(-----Tackles-----)				Fum.			QB		
		UT	AT	TT	TFL	Sacks	C-R	BK	PBU	INT	Hry.
2012											
		Redshirt									
2013	13/6	12	9	21	5-14	1.0-8	0-0	0	0	0	0
2014	13/11	20	25	45	7-28	3.0-22	1-0	0	2	0	2
2015	10/7	4	6	10	4-25	3.0-24	0-0	0	0	0	1
Totals	36/24	36	40	76	16-67	7-54	1-0	0	2	0	3

## SINGLE-GAME HIGHS

- » Tackles-6 vs. Miami, at Iowa, vs. USC (2014)
- » Tackles for Loss-3 at Fresno State (2014)
- » Sacks-2.0 at Fresno State (2014)



# GRADUATE TRANSFER LANE HOVEY #13

Junior | Wide Receiver | 6-4 | 205 | Two Letters |  
Adel, Iowa | Adel-DeSoto-Minburn HS

- » Academic All-Big Ten (2014, 2015)
- » Seven-Time Nebraska Scholar-Athlete Honor Roll
- » Brook Berringer Citizenship Team (2013, 2014, 2015)
- » Tom Osborne Citizenship Team (2014, 2015)

Lane Hovey played a prominent role in the Nebraska receiving corps in both 2014 and 2015, earning significant playing time for the Husker offense. Hovey earned a scholarship prior to his junior season and helped Nebraska feature one of the Big Ten's top passing attacks in 2015.

The Adel, Iowa, native distinguished himself off the field, carrying a perfect 4.0 cumulative grade-point average through the fall 2015 semester. Hovey will earn his degree in finance/pre-medicine in May, and has made the decision to transfer to the University of Montana following his graduation.

Hovey was a two-time Academic All-Big Ten selection during his time in Lincoln. In 2015, he was one of five Big Ten football student-athletes and 21 overall student-athletes to be recognized for having a perfect 4.0 grade-point average. Hovey was also a three-year member of the Brook Berringer Citizenship Team.

## 2015 (JUNIOR)

Hovey played in all 13 games and made five starts in a deep and talented receiving corps. He finished the season with 12 receptions for 158 yards, including a 17-yard touchdown reception at Purdue.

Hovey caught five passes for 68 yards against South Alabama, setting career highs in both categories. He also caught a season-long 25-yard pass against the Jaguars. Hovey also two receptions each against BYU and Purdue and had single receptions in three other games.

## 2014 (SOPHOMORE)

Hovey played in every game and had five receptions for 69 yards. He had three catches for 48 yards at Fresno State, including a career-long 29-yard catch. Hovey had an eight-yard catch at Michigan State and made a 13-yard grab in the fourth quarter against Minnesota.

## 2013 (REDSHIRT FRESHMAN)

Hovey added depth at receiver and played against South Dakota State and Southern Miss.

## 2012 (REDSHIRT)

He redshirted in his first season in 2012.

## CAREER STATS

Year	G/S	No.	Yds.	Y/R	Y/G	Long	TDs
2012							
		Redshirt					
2013	2/0	0	0	0.0	0.0	--	0
2014	13/0	5	69	13.8	5.3	29 at Fresno State	0
2015	13/5	12	158	13.2	12.2	25 vs. So. Alabama	1
Totals	28/5	17	227	13.4	8.1	29 at Fresno State	1

## SINGLE-GAME HIGHS

- » Receptions-5 vs. South Alabama (2015)
- » Yards-68 vs. South Alabama (2015)
- » Touchdowns-1, 17 yards at Purdue (2015)



# SERIES RECORDS VS. 2016 OPPONENTS

## FRESNO STATE SERIES

**Games:** 2  
**Standing:** Nebraska leads, 2-0  
**At Lincoln:** Nebraska leads, 1-0  
**At Memorial Stadium:** Nebraska leads, 1-0  
**At Fresno:** Nebraska leads, 1-0  
**Current win streak (start):** NU, two games (2011)

Date	Site	Rank		Result	Score
		NU/FSU			
9/10/2011	Lincoln	10/		W	42-29
9/13/2014	Fresno	/		W	55-19

Series scoring	Total	Average
Nebraska	97	48.5
Fresno State	48	24.0

**Series Notes:** The 2016 game is the third in a three-game series between the schools. The matchup marks one of two games in 2016 against Mountain West opponents (Wyoming). Nebraska has won 29 straight games against current members of the Mountain West Conference, dating back to 1963. The Huskers are 34-2 overall against Mountain West teams.

## WYOMING SERIES

**Games:** 7  
**Standing:** Nebraska leads, 7-0  
**At Lincoln:** Nebraska leads, 6-0  
**At Memorial Stadium:** Nebraska leads, 6-0  
**At Laramie:** Nebraska leads, 1-0  
**Current win streak (start):** NU, seven games (1934)

Date	Site	Rank		Result	Score
		NU/WYO			
9/29/1934	Lincoln	/		W	50-0
9/14/1968	Lincoln	14/		W	13-10
9/10/1983	Lincoln	1/		W	56-20
9/8/1984	Lincoln	2/		W	42-7
10/1/1994	Lincoln	2/		W	42-32
9/24/2011	Laramie	9/		W	38-14
8/31/2013	Lincoln	18/		W	37-34

Series scoring	Total	Average
Nebraska	278	39.7
Wyoming	117	16.7

**Series Notes:** The 2016 game is the third in a three-game series between the schools. Nebraska will meet two Mountain West teams to open the season, after a Sept. 3 game with Fresno State. Six of Nebraska's seven wins in the series have come in Lincoln. Former Nebraska assistant coach and player Craig Bohl is the Cowboys' head coach. Nebraska is 34-2 all-time against current members of the Mountain West, including 29 straight wins.

## OREGON SERIES

**Games:** 6  
**Standing:** Nebraska leads, 5-1  
**At Lincoln:** Nebraska leads, 4-1  
**At Memorial Stadium:** Nebraska leads, 4-1  
**At Eugene:** Nebraska leads, 1-0  
**Current win streak (start):** NU, four games (1971)

Date	Site	Rank		Result	Score
		NU/ORE			
9/27/1952	Eugene	/		W	28-20
9/19/1953	Lincoln	/		L	12-20
9/11/1971	Lincoln	2/		W	34-7
9/14/1974	Lincoln	7/		W	61-7
9/28/1985	Lincoln	16/		W	63-0
9/27/1986	Lincoln	4/		W	48-14

Series scoring	Total	Average
Nebraska	246	41.0
Oregon	68	11.3

**Series Notes:** Nebraska and Oregon meet in the first game of a home-and-home series that will send NU to Eugene in 2017. The meeting will be the first between the schools in 30 years. Five of the previous six games have come in Lincoln, including four meetings between 1971 and 1986. NU has been ranked in each of the past four meetings, while Oregon has been unranked in each of the six prior meetings. The 1953 game between the schools in Lincoln was the first live college football telecast.

## NORTHWESTERN SERIES

**Games:** 9  
**Standing:** Nebraska leads, 6-3-0  
**At Lincoln:** Nebraska leads, 3-2-0  
**At Memorial Stadium:** Nebraska leads, 2-1-0  
**At Evanston:** Nebraska leads, 2-1-0  
**At Neutral Site:** Nebraska leads, 1-0-0  
**Current win streak (start):** NW, one game (2015)

Date	Site	Rank		Result	Score
		NU/NW			
11/27/1902	Lincoln	/		W	12-0
10/3/1931	Evanston	/		L	7-19
9/28/1974	Lincoln	10/		W	49-7
12/30/2000	San Antonio*	9/18		W	66-17
11/5/2011	Lincoln	9/		L	25-28
10/20/2012	Evanston	/		W	29-28
11/2/2013	Lincoln	/		W	27-24
10/18/2014	Evanston	19/		W	38-17
10/24/2015	Lincoln	/		L	28-30

\*Alamo Bowl

Series scoring	Total	Average
Nebraska	299	33.2
Northwestern	170	18.8

**Highest NU score:** 66 in 2000 (66-17)  
**Widest NU margin:** 49 in 2000 (66-17)  
**Highest NW score:** 30 in 2015 (30-28)  
**Widest NW margin:** 12 in 1931 (19-7)  
**Highest-scoring game:** 83 in 2000 (NU 66, NW 17)  
**Lowest-scoring game:** 12 (NU 12, NW 0, in 1902)  
**Longest NU win streak:** 3 games, twice (2012-14)  
**Shutouts by (last time):** NU 1 (1902)

**Series Notes:** Nebraska and Northwestern will continue to meet each season as members of the Big Ten West Division. Four of the five meetings between the schools since NU joined the Big Ten have been decided by three points or fewer, and by a total of nine points. The teams have split those four close contests, including Northwestern's 30-28 win in Lincoln in 2015. Nebraska won the 2014 matchup in Evanston by 21 points. Nebraska rallied from fourth-quarter deficits in both 2012 and 2013, including winning on a Hail Mary pass at Memorial Stadium in 2013. The Hail Mary game-winning TD was the first such play in Nebraska history. Nebraska won 29-28 at Evanston in 2012, rallying from a 12-point fourth-quarter deficit. The comeback tied the largest fourth-quarter comeback in Nebraska history. The Huskers defeated Northwestern 66-17 in the 2000 Alamo Bowl. The game marked the highest point total by the Huskers in a bowl game. Nebraska's Dan Alexander rushed for 240 yards and two touchdowns to establish the Husker bowl game rushing record. Nebraska has been ranked in the AP top 10 in three of the meetings. Nebraska won the first meeting in series history, 12-0, in Lincoln on Nov. 27, 1902—the only shutout in series history. Northwestern posted a 19-7 victory in the first meeting between the two schools in Evanston on Oct. 3, 1931.

## ILLINOIS SERIES

**Games:** 13  
**Standing:** Nebraska leads, 9-3-1  
**At Lincoln:** Nebraska leads, 7-1-0  
**At Memorial Stadium:** Nebraska leads, 3-1-0  
**At Champaign:** Tied, 2-2-1  
**Current win streak (start):** Illinois, one game (2015)

Date	Site	Rank		Result	Score
		NU/ILL			
10/24/1892	Lincoln	/		W	6-0
11/26/1903	Lincoln	/		W	16-0
11/24/1904	Lincoln	/		W	16-10
11/30/1905	Lincoln	/		W	24-6
10/6/1923	Champaign	/		L	7-24
10/4/1924	Lincoln	/		L	6-9
10/3/1925	Champaign	/		W	14-0
9/26/1953	Champaign	/		T	21-21
9/21/1985	Lincoln	18/		W	52-25
9/20/1986	Champaign	6/		W	59-14
10/5/2013	Lincoln	/		W	39-19
9/27/2014	Lincoln	21/		W	45-14
10/3/2015	Champaign	/		L	13-14

Series scoring	Total	Average
Nebraska	318	24.5
Illinois	156	12.0

**Highest NU score:** 59 in 1986 (59-14)  
**Widest NU margin:** 45 in 1986 (59-14)  
**Highest ILL score:** 25 in 1985 (52-25)  
**Widest ILL margin:** 17 in 1923 (24-7)  
**Highest-scoring game:** 77 in 1985 (NU 52, ILL 25)  
**Lowest-scoring game:** 6 in 1892 (NU 6, ILL 0)  
**Longest NU win streak:** four games, twice  
**Longest ILL win streak:** two games, 1923-24  
**Shutouts by (last time):** NU 3 (1925), ILL none

**Series Notes:** Nebraska opened Big Ten play against Illinois in three straight seasons from 2013 to 2015. Last year's meeting marked Nebraska's first visit to Illinois since a victory in Champaign in 1986, and NU's first trip to Illinois for a Big Ten Conference game. Nebraska won the first two meetings as Big Ten foes, winning 39-19 in 2013 and 45-14 in 2014, with both games in Lincoln. The schools now play every year as both are members of the Big Ten's West Division. Prior to the past three seasons, the only other meetings since 1953 came in 1985 and 1986 when the Huskers easily won both ends of a home-and-home series. One of the more memorable wins in the first half-century of Nebraska football was a 14-0 victory over Red Grange and the Illini on Oct. 3, 1925. It was the only time in Grange's career that he was held scoreless in a home game. NU's second-ever meeting with a Big Ten school came against Illinois with a 6-0 victory on Oct. 24, 1892. NU opened the series with four straight wins in Lincoln from 1892 to 1905. Illinois has never been ranked at game time in 13 meetings with NU.



## INDIANA SERIES

Games: 19

Standing: Indiana leads, 9-7-3

At Lincoln: Indiana leads, 7-5-2

At Memorial Stadium: Indiana leads, 7-5-2

At Bloomington: Series tied, 2-2-1

Current win streak (start): NU, four games (1975)

Date	Site	Rank		Result	Score
		NU/IND			
10/17/1936	Lincoln	/	W		13-9
10/30/1937	Lincoln	11/	W		7-0
10/15/1938	Lincoln	/	T		0-0
9/30/1939	Bloomington	/	T		7-7
10/12/1940	Lincoln	/	W		13-7
10/18/1941	Lincoln	15/	L		13-21
10/10/1942	Lincoln	/	L		0-12
10/9/1943	Lincoln	/	L		13-54
10/14/1944	Bloomington	19t	L		0-54
10/13/1945	Bloomington	8	L		14-54
10/26/1946	Lincoln	/	L		7-27
9/27/1947	Lincoln	/	L		0-17
9/30/1950	Lincoln	/	T		20-20
10/20/1956	Lincoln	/	L		14-19
10/17/1959	Lincoln	/	L		7-23
9/20/1975	Lincoln	6/	W		45-0
9/18/1976	Bloomington	8/	W		45-13
10/11/1977	Lincoln	11/	W		31-13
9/30/1978	Bloomington	12/	W		69-17

Series scoring	Total	Average
Nebraska	318	16.7
Indiana	367	19.3

Highest NU score: 69 in 1978 (69-17)

Widest NU margin: 52 in 1978 (69-17)

Highest IND score: 54 in 1943, 1944, and 1945

Widest IND margin: 54 in 1944 (54-0)

Highest-scoring game: 86 in 1978 (NU 69-17)

Scoreless tie: 1938

Longest NU win streak: four games, 1975-present

Longest IND win streak: seven games, 1941-47

Longest IND unbeaten streak: 10 games, 1941-59

Shutouts by (last time): NU 3 (1975), IND 4 (1947)

**Series Notes:** Indiana and Nebraska will meet for the first time as Big Ten opponents in Bloomington this fall. The schools did not meet in the first five seasons Nebraska was a member of the conference, and Indiana will not make its first trip to Lincoln until 2019. When NU joined the Big Ten, the two schools were originally scheduled to meet for the first time in 2015, but that was changed due to the East-West division setup and subsequent scheduling changes. The Huskers have won four straight games in the series, but the teams have not met since 1978. All four of those meetings came under Coach Tom Osborne, and the Huskers posted a combined margin of 190-43. Those victories snapped a 10-game NU winless streak in the series that dated back to a 13-7 win over Indiana at Memorial Stadium in 1940. Fourteen of the 19 games in the series have been played in Lincoln, as the Hoosiers have made more visits to Memorial Stadium than any other Big Ten team. IU has also enjoyed more success, posting a 7-5-2 record in their trips to Nebraska. In fact, from 1940 to 1959, Indiana went 7-0-1 at Memorial Stadium.

## PURDUE SERIES

Games: 4

Standing: Series tied, 2-2

At Lincoln: Nebraska leads, 1-0

At Memorial Stadium: Nebraska leads, 1-0

At West Lafayette: Purdue leads, 2-1

Current win streak (start): Purdue, one game (2015)

Date	Site	Rank		Result	Score
		NU/PU			
9/27/1958	W. Lafayette	/	L		0-28
10/12/2013	W. Lafayette	/	W		44-7
11/1/2014	Lincoln	17/	W		35-14
10/31/2015	W. Lafayette	/	L		45-55

Series scoring	Total	Average
Nebraska	124	31.0
Purdue	104	26.0

Highest NU score: 45 in 2015 (45-55)

Widest NU margin: 37 in 2013 (44-7)

Highest PU score: 55 in 2015 (55-45)

Widest PU margin: 28 in 1958 (28-0)

Highest-scoring game: 100 in 2015 (PUR 55-45)

Longest NU win streak: two games, 2013-14

Longest PUR win streak: one game, twice

Shutouts by (last time): NU none, Purdue 1 (1958)

**Series Notes:** Nebraska and Purdue meet for the second time at Memorial Stadium this October and for the fifth time overall. Nebraska won the first two meetings as Big Ten foes before a Purdue victory in 2015. Prior to their first meeting as Big Ten foes in 2013, the schools had not met since 1958, when the Boilermakers shut out NU, 28-0, in West Lafayette. The schools are now scheduled to play every season as members of the Big Ten West Division.

## WISCONSIN SERIES

Games: 10

Standing: Wisconsin leads, 6-4

At Lincoln: Nebraska leads, 3-1

At Memorial Stadium: Nebraska leads, 3-1

At Madison: Wisconsin leads, 3-1

At Neutral Sites: Wisconsin leads, 2-0

Current win streak (start): Wisconsin, three games (2012)

Date	Site	Rank		Result	Score
		NU/WIS			
11/2/1901	Milwaukee	/	L		0-18
10/9/1965	Lincoln	2/	W		37-0
10/8/1966	Madison	7/	W		31-3
9/29/1973	Lincoln	2/	W		20-16
9/21/1974	Madison	4/	L		20-21
10/1/2011	Madison	8/7	L		17-48
9/29/2012	Lincoln	22/	W		30-27
12/1/2012	Indianapolis*	14/	L		31-70
11/15/2014	Madison	11/22	L		24-59
10/10/2015	Lincoln	/	L		21-23

\*Big Ten Championship Game

Series scoring	Total	Average
Nebraska	231	23.1
Wisconsin	285	28.5

Highest NU score: 37 in 1965 (37-0)

Widest NU margin: 37 in 1965 (37-0)

Highest WIS score: 70 in 2012 (70-31)

Widest WIS margin: 39 in 2012 (70-31)

Highest-scoring game: 101 in 2012 (WIS 70, NU 31)

Longest NU win streak: Three games, 1965-66, 1973

Longest WIS win streak: Three games, 2012-current

Shutouts by (last time): NU 1 (1965), WIS 1 (1901)

**Series Notes:** Nebraska and Wisconsin play for the Freedom Trophy each season, a new trophy that debuted for the 2014 matchup. The schools now meet every year as members of the Big Ten

West Division. One of the two schools played in the Big Ten Championship game each of the first four years of the league title game. Nebraska played its first-ever game as a member of the Big Ten Conference at Camp Randall Stadium against Wisconsin on Oct. 1, 2011. The teams met twice in 2012. In the regular-season meeting in Lincoln, Nebraska posted the second-largest comeback in school history, twice rallying from a 17-point deficit for a 30-27 victory. Wisconsin defeated Nebraska 70-31 in the Big Ten title game at Lucas Oil Stadium in Indianapolis. The Badgers have won four of five games as Big Ten foes, after a two-point victory in Lincoln in 2015. Nebraska was ranked in the top 25 in eight straight meetings with the Badgers, before entering last year's game unranked. NU was ranked in the top 10 five times entering the UW game from 1965 to 2011. Wisconsin won the first meeting between the two teams, 18-0, on Nov. 2, 1901. The Huskers reeled off three straight wins from 1965 to 1973 by a combined margin of 88-19. The first two meetings came under NU Hall of Fame Coach Bob Devaney, who led his 1965 Huskers to a 37-0 shutout of the Badgers. Nebraska completed a series sweep one year later with a 31-3 victory in Madison. Current Wisconsin A.D. Barry Alvarez was a linebacker on those two NU teams. The two teams met again in Lincoln in 1973, when No. 2 NU, under first-year head coach Tom Osborne, escaped with a 20-16 win. In the final meeting as non-league foes in 1974, Nebraska was edged 21-20 by the Badgers.

## OHIO STATE SERIES

Games: 4

Standing: Ohio State leads, 3-1

At Lincoln: Nebraska leads, 1-0

At Memorial Stadium: Nebraska leads, 1-0

At Columbus: Ohio State leads, 3-0

At Ohio Stadium: Ohio State leads, 2-0

Current win streak (start): OSU, one game (2012)

Date	Site	Rank		Result	Score
		NU/OSU			
9/24/1955	Columbus	76	L		20-28
9/29/1956	Columbus	8	L		7-34
10/8/2011	Lincoln	14/	W		34-27
10/6/2012	Columbus	21/12	L		38-63

Series scoring	Total	Average
Nebraska	99	24.8
Ohio State	152	38.0

Highest NU score: 38 in 2012

Widest NU margin: 7 in 2011 (34-27)

Highest OSU score: 63 in 2012

Widest OSU margin: 27 (34-7) in 1956

Highest-scoring game: 101 in 2012 (OSU 63, NU 38)

Longest NU win streak: One game, 2011

Longest OSU win streak: Two games, 1955-56

**Series Notes:** Nebraska played host to Ohio State in its first-ever Big Ten home game on Oct. 8, 2011. Nebraska traveled to Columbus in 2012, the first meeting in Ohio Stadium in 56 years. The teams have not met the past three seasons, but the 2016 game marks the first of four consecutive years the traditional powers will meet on the gridiron. Nebraska rallied from a 27-6 deficit for a 34-27 victory in 2011, marking the largest comeback in school history. The Buckeyes won the first two games in the series, a pair of meetings in the mid-1950s in Columbus, Ohio. In the first meeting, the No. 6 Buckeyes worked their way to a 28-20 victory over a Bill Glassford-coached Cornhusker club. In the only other meeting, Michigan grad Pete Elliott led his only Nebraska team to Ohio State in a 34-7 loss to the No. 8 Buckeyes.



# MINNESOTA SERIES

Games: 56

Standing: Minnesota leads, 31-23-2

At Lincoln: Nebraska leads, 10-9

At Memorial Stadium: Nebraska leads, 9-8

At Minneapolis: Minnesota leads, 21-13-2

At Neutral Sites: Minnesota leads, 1-0

Current win streak (start): NU, one game (2015)

Date	Site	Rank		Result	Score
		NU/UM	UM/NU		
11/29/1900	Lincoln	/		L	12-20
10/12/1901	Minneapolis	/		L	0-19
10/18/1902	Minneapolis	/	W		6-0
10/29/1904	Minneapolis	/	L		12-16
11/18/1905	Minneapolis	/	L		0-35
11/3/1906	Minneapolis	/	L		0-13
10/19/1907	Minneapolis	/	L		5-8
10/17/1908	Minneapolis	/	T		0-0
10/16/1909	Omaha	/	L		0-14
10/15/1910	Minneapolis	/	L		0-27
10/21/1911	Minneapolis	/	L		3-21
10/19/1912	Minneapolis	/	L		0-13
10/18/1913	Lincoln	/	W		7-0
10/18/1919	Minneapolis	/	T		6-6
10/15/1932	Minneapolis	/	L		6-7
10/3/1934	Minneapolis	/	L		0-20
10/12/1935	Lincoln	/	L		7-12
10/10/1936	Minneapolis	/	L		0-7
10/2/1937	Lincoln	/	W		14-9
10/1/1938	Minneapolis	/	L		7-16
10/7/1939	Lincoln	/	W		6-0
10/5/1940	Minneapolis	/	L		7-13
11/8/1941	Minneapolis	/2	L		0-9
10/17/1942	Lincoln	/14	L		2-15
10/2/1943	Minneapolis	/	L		0-54
9/30/1944	Minneapolis	/	L		0-39
10/6/1945	Lincoln	/	L		7-61
9/28/1946	Minneapolis	/	L		6-33
10/4/1947	Lincoln	/	L		13-28
10/2/1948	Minneapolis	/	L		13-39
10/1/1949	Lincoln	/	L		6-28
10/7/1950	Minneapolis	/	W		32-26
10/20/1951	Minneapolis	/	L		20-39
11/15/1952	Lincoln	/	L		7-13
9/25/1954	Minneapolis	/	L		7-19
9/26/1959	Minneapolis	/	W		32-12
9/24/1960	Lincoln	12/	L		14-26
9/28/1963	Minneapolis	/	W		14-7
9/26/1964	Minneapolis	/	W		26-21
9/30/1967	Lincoln	7/	W		7-0
9/28/1968	Minneapolis	9/17	W		17-14
10/4/1969	Minneapolis	/	W		42-14
10/3/1970	Minneapolis	6/	W		35-10
9/18/1971	Lincoln	1/	W		35-7
3/30/1972	Lincoln	7/	W		49-0
10/6/1973	Minneapolis	2/	W		48-7
10/5/1974	Lincoln	6/	W		54-0
9/17/1983	Minneapolis	1/	W		84-13
9/15/1984	Lincoln	1/	W		38-7
9/23/1989	Minneapolis	3/	W		48-0
9/22/1990	Lincoln	8/	W		56-0
10/22/2011	Minneapolis	13/	W		41-14
11/17/2012	Lincoln	16/	W		38-14
10/26/2013	Minneapolis	/	L		23-34
11/22/2014	Lincoln	21/	L		24-28
10/17/2015	Minneapolis	/	W		48-25

Series scoring	Total	Average
Nebraska	984	17.6
Minnesota	932	16.6

Highest NU score: 84 in 1983  
 Widest NU margin: 71 (84-13) in 1983  
 Highest UM score: 61 in 1945 (61-7)  
 Widest UM margin: 54 (61-7) in 1945  
 Highest-scoring game: 97 in 1983 (NU 84, UM 13)  
 Scoreless tie: 1908  
 Longest NU win streak: 16 games, 1963-2012  
 Longest UM win streak: 10 games, 1940-49  
 Shutouts by (last time): NU 9 (1990), UM 12 (1944)

**Series Notes:** Nebraska posted a victory in Minneapolis in 2015, ending Minnesota's two-game win streak. The Gophers won in Lincoln for the first time since 1960 in 2014, and ended Nebraska's 16-game win streak in the series with a 2013 victory in Minneapolis. The 16-game win streak had dated back to the 1963 season, and included lopsided NU wins in the first two meetings as Big Ten opponents. In the 2011 win, Nebraska scored the first 34 points, giving Nebraska 145 consecutive points against the Gophers in three consecutive meetings. Before joining the Big Ten, Minnesota was Nebraska's most frequent opponent from the conference. NU posted back-to-back shutouts in the final two meetings in non-league games (1989, 1990), winning by a combined margin of 104-0. The first 14 of the wins in the Nebraska 16-game streak came under Hall of Fame coaches Bob Devaney and Tom Osborne by a combined score of 553-100. NU was 8-0 against the Gophers under Devaney (225-73) and 6-0 under Osborne (328-27). Nebraska posted five shutouts in the winning streak. Nebraska defeated the Gophers for eight consecutive seasons from 1967 to 1974, including NU national championship seasons in 1970 (35-10 at Minneapolis) and 1971 (35-7 in Lincoln). Minnesota's 1960 national championship team posted a 26-14 win over Bill Jennings' Huskers in Lincoln in the Gophers' previous victory in the series. The Gophers also beat the Huskers on their way to AP national titles in 1936 (7-0, Minneapolis), 1940 (13-7, Minneapolis) and 1941 (9-0, Minneapolis). Minnesota has never played Nebraska as the nation's No. 1 team, while the Huskers have entered the game with Minnesota as the AP No. 1 on three occasions (1971, 1983, 1984). In 1968, both teams were ranked at game time (NU 9, UM 17) for the only time in series history. Nebraska's 84 points against Minnesota in 1983 are the most scored by the Huskers during the modern era (since WW II). The 1983 offense racked up 790 total offensive yards - the third-highest total in school history, including 595 rushing yards. In the first 37 games in the series, which dates to 1900, Minnesota posted a 29-6-2 record and shut out the Huskers 12 times. The Gophers' last shutout came in 1941, which marked the second win in a 10-game winning streak by Minnesota. NU is 10-9 all-time against Minnesota in Lincoln, including 9-8 at Memorial Stadium.

# MARYLAND SERIES

First Meeting

Scheduled Meetings: Nov. 19, 2016 in Lincoln; Nov. 23, 2019 in College Park, Md.

**Series Notes:** Maryland will be the final Big Ten foe Nebraska will face in football, welcoming the Terps to Lincoln in 2016. The Huskers will travel to College Park in 2109.

# IOWA SERIES

Games: 46

Standing: Nebraska leads, 29-14-3

At Lincoln: Nebraska leads, 14-4-1

At Memorial Stadium: Nebraska leads, 11-3-0

At Iowa City: Nebraska leads, 10-6-0

At Neutral Sites: 4-4-2 (Omaha 3-3-2, Council Bluffs 1-1-0)

Current win streak (start): Iowa, one game (2015)

Date	Site	Rank		Result	Score
		NU/IOWA	IOWA/NU		
11/26/1891	Omaha	/		L	0-22
11/24/1892	Omaha	/		T	10-10
11/30/1893	Omaha	/		W	20-18
11/29/1894	Omaha	/		W	36-0
11/28/1895	Omaha	/		W	6-0

11/26/1896	Omaha	/		T	0-0
11/28/1896	Omaha	/		L	0-6
11/25/1897	Council Bluffs	/		W	6-0
11/24/1898	Council Bluffs	/		L	5-6
11/4/1899	Omaha	/		L	0-30
10/31/1903	Iowa City	/		W	17-6
11/5/1904	Lincoln	/		W	17-6
10/31/1908	Iowa City	/		W	11-8
10/23/1909	Lincoln	/		T	6-6
11/22/1913	Lincoln	/		W	12-0
11/21/1914	Iowa City	/		W	16-7
11/20/1915	Lincoln	/		W	52-7
11/26/1916	Iowa City	/		W	34-17
10/13/1917	Lincoln	/		W	47-0
10/5/1918	Lincoln	/		L	0-12
10/4/1919	Iowa City	/		L	0-18
11/22/1930	Iowa City	/		L	7-12
11/7/1931	Lincoln	/		W	7-0
11/5/1932	Iowa City	/		W	14-13
11/25/1933	Lincoln	/		W	7-6
10/13/1934	Lincoln	/		W	14-13
11/20/1937	Lincoln	11/		W	28-0
11/19/1938	Iowa City	/		W	14-0
11/9/1940	Lincoln	12/		W	14-6
11/22/1941	Lincoln	/		W	14-13
9/26/1942	Iowa City	/		L	0-27
11/20/1943	Lincoln	/		L	13-33
11/4/1944	Iowa City	/		L	6-27
11/24/1945	Lincoln	/		W	13-6
10/12/1946	Iowa City	/		L	7-21
9/22/1979	Iowa City	7/		W	24-21
9/20/1980	Lincoln	6/		W	57-0
9/12/1981	Iowa City	7/		L	7-10
9/11/1982	Lincoln	3/		W	42-7
9/4/1999	Iowa City	5/		W	42-7
9/23/2000	Lincoln	1/		W	42-13
11/25/2011	Lincoln	21/		W	20-7
11/23/2012	Iowa City	17/		W	13-7
11/29/2013	Lincoln	/		L	17-38
11/28/2014	Iowa City	/		W	37-34 (ot)
11/27/2015	Lincoln	/3		L	20-28

Series scoring	Total	Average
Nebraska	774	16.8
Iowa	521	11.3

Highest NU score: 57 in 1980  
 Widest NU margin: 57 in 1980 (57-0)  
 Highest Iowa score: 38 in 2013 (17-38)  
 Widest Iowa margin: 30 in 1899 (30-0)  
 Highest-scoring game: 71 in 2014 (NU 37, IOWA 34)  
 Scoreless tie: 1896  
 Longest NU win streak: eight games, 1931-41  
 Longest Iowa win streak: three games, 1918-30 and 1942-44  
 Shutouts by (last time): NU 10 (1980), Iowa 7 (1942)

**Series Notes:** Nebraska and Iowa began the Heroes Game tradition, with the first meeting as Big Ten opponents in 2011. The road team has won the past four games in the series. Iowa was ranked No. 3 entering the 2015 game in Lincoln, the first time NU has faced a ranked Hawkeye team. In 2014, Nebraska rallied from a 17-point second-half deficit, tying the largest road comeback in school history. The Huskers prevailed 37-34 in overtime, part of NU's 8-2 all-time OT record. Nebraska won the first two games as Big Ten foes, winning 20-7 in Lincoln in 2011 and 13-7 at Iowa City in 2012. The Hawkeyes' 38 points in 2013 were the most points Iowa has scored in 46 meetings with the Huskers. The teams have met on the day after Thanksgiving the past five seasons, and are scheduled to do so through at least 2019. Nebraska has played on the Friday after Thanksgiving each of the past 26 years. No. 1 Nebraska rolled to a 42-13 win at Memorial Stadium in 2000 in the final non-conference meeting, a year after the No. 5 Huskers cruised to a 42-7 victory in Iowa City in 1999. NU had been ranked at game time in each of the previous eight meetings before



2013. The Huskers were 7-1 in those contests, suffering a 10-7 defeat to the Hawkeyes on Sept. 12, 1981. Nebraska held the Hawkeyes to 13 or fewer points in seven straight matchups from 1980 through 2012. NU is 14-4-1 all-time against Iowa in Lincoln, including 11-3 at Memorial Stadium. The first true home game in the series was played at Iowa City on Oct. 31, 1903, with Nebraska coming away with a 17-6 win. The previous 10 meetings had come on neutral fields in the Omaha/Council Bluffs area with the two teams battling to a 4-4-2 deadlock. Iowa has never been ranked at game time with the Huskers.

## OTHER BIG TEN SERIES MICHIGAN SERIES

**Next Meeting:** Sept. 22, 2018 in Ann Arbor  
**Games:** 9

**Standing:** Series tied, 4-4-1  
**At Lincoln:** Nebraska leads, 1-0-1  
**At Memorial Stadium:** Nebraska leads, 1-0-0  
**At Ann Arbor:** Michigan leads, 3-2-0  
**At Neutral Sites:** Series tied, 1-1-0  
**Current win streak (start):** Nebraska, two games (2012-13)

Date	Site	Rank		Result	Score
		NU/MICH	NU/MICH		
10/21/1905	Ann Arbor	/		L	0-31
11/25/1911	Lincoln	/		T	6-6
10/27/1917	Ann Arbor	/		L	0-20
9/29/1962	Ann Arbor	/		W	25-13
1/1/1986	Tempe*	7/5		L	23-27
12/28/2005	San Antonio**/20			W	32-28
11/19/2011	Ann Arbor	17/20		L	17-45
10/27/2012	Lincoln	/20		W	23-9
11/9/2013	Ann Arbor	/		W	17-13

\*Fiesta Bowl; \*\*Alamo Bowl

Series scoring	Total	Average
Nebraska	143	15.9
Michigan	192	21.3

**Highest NU score:** 32 in 2005  
**Widest NU margin:** 14 (23-9) in 2012  
**Highest MICH score:** 31 in 1905  
**Widest MICH margin:** 31 (31-0) in 1905  
**Highest-scoring game:** 60 in 2005 (NU 32, MICH 28)  
**Lowest-scoring game:** 12 in 1911 (NU 6, MICH 6)  
**Longest NU win streak:** two games, 2012-13  
**Longest MICH win streak:** one game, 1905, 1917, 1986, 2011

**Shutouts by (last time):** NU none, MICH 2 (1917)  
**Series Notes:** Nebraska and Michigan have not met since 2013 and are not scheduled to play until 2018. The Huskers won back-to-back games in 2012 and 2013, giving NU the first winning streak in the nine-game series between the schools. Nebraska allowed just one Michigan touchdown in winning the past two meetings. The 2012 game in Lincoln was Michigan's first trip to Lincoln in 101 years and the first-ever game between the schools at Memorial Stadium. Michigan's only other trip to Lincoln came on Nov. 25, 1911, when the teams battled to a 6-6 tie. The 2011 game was the first regular-season meeting between the two teams since first-year Nebraska head coach Bob Devaney led the Cornhuskers to a 25-13 victory over the Wolverines in Ann Arbor on Sept. 29, 1962. Between 1962 and 2011, the two traditional powerhouses split a pair of bowl matchups, with No. 5 Michigan defeating No. 7 Nebraska, 27-23, on Jan. 1, 1986, in the Fiesta Bowl following the 1985 regular season. NU knocked off No. 20 Michigan, 32-28, in 2005 Alamo Bowl, the largest bowl comeback in school history.

## MICHIGAN STATE SERIES

**Next Meeting:** Nov. 17, 2018 in Lincoln  
**Games:** 10  
**Standing:** Nebraska leads, 8-2-0  
**At Lincoln:** Nebraska leads, 5-1-0  
**At Memorial Stadium:** Nebraska leads, 3-1-0  
**At East Lansing:** Nebraska leads, 2-1-0  
**At Neutral Sites:** Nebraska leads, 1-0-0  
**Current win streak (start):** NU, one game (2015)

Date	Site	Rank		Result	Score
		NU/MSU	NU/MSU		
10/24/1914	Lincoln	/		W	24-0
11/20/1920	Lincoln	/		W	35-7
9/9/1995	East Lansing	2/		W	50-10
9/7/1996	Lincoln	1/		W	55-14
12/29/2003	San Antonio**22/			W	17-3
10/29/2011	Lincoln	13/9		W	24-3
11/3/2012	East Lansing	21/		W	28-24
11/16/2013	Lincoln	/14		L	28-41
10/4/2014	East Lansing	19/10		L	22-27
11/7/2015	Lincoln	/6		W	39-38

\*Alamo Bowl

Series scoring	Total	Average
Nebraska	322	32.2
Michigan State	167	16.7

**Highest NU score:** 55 in 1996  
**Widest NU margin:** 41 in 1996 (55-14)  
**Highest MSU score:** 41 in 2013 (28-41)  
**Widest MSU margin:** 13 in 2013 (28-41)  
**Highest-scoring game:** 77 in 2015 (NU 39-38)  
**Longest NU win streak:** Seven games, 1914-2012  
**Longest MSU win streak:** Two games, 2013-14  
**Shutouts by (last time):** NU 1 (1914), MSU none

**Series Notes:** Nebraska's 39-38 win over No. 6 MSU in 2015 marked just the third time in school history an unranked Nebraska team defeated a top-10 opponent. It was also the highest-ranked team NU had defeated in 14 seasons. MSU posted its first two wins in the series in 2013 and 2014. NU trailed by 24 points heading into the fourth quarter in 2014, but a furious rally gave NU a chance to win. The schools were in the same division from 2011 to 2013, but now are in opposite divisions of the Big Ten. NU and MSU are scheduled to meet only one time between 2016 and 2019. Nebraska's rally from a 10-point fourth-quarter deficit marked one of four second-half double-digit comebacks in 2012. The Spartans were held to 14 or fewer points in each of the first six meetings, including three points in consecutive meetings in 2003 and 2011. NU's win over No. 9 Michigan State in 2011 marked the second straight year the Huskers defeated a top-10 team in Lincoln. Second-ranked Nebraska posted a 50-10 victory at Michigan State in 1995, in the Huskers' first trip to East Lansing.

## PENN STATE SERIES

**Next Meeting:** Nov. 18, 2017 in State College  
**Games:** 16  
**Standing:** Nebraska leads, 9-7  
**At Lincoln:** Nebraska leads, 5-2  
**At Memorial Stadium:** Nebraska leads, 5-2  
**At State College:** Penn State leads, 5-3  
**At Neutral Sites:** Nebraska leads 1-0  
**Current win streak (start):** NU, four games (2003)

Date	Site	Rank		Result	Score
		NU/PSU	NU/PSU		
11/6/1920	St. College	/		L	0-20
10/15/1949	St. College	/		L	7-22
10/21/1950	Lincoln	/		W	19-0
10/13/1951	Lincoln	/		L	7-15
10/18/1952	St. College	/19		L	0-10
9/20/1958	Lincoln	/		W	14-7
9/29/1979	Lincoln	6/18		W	42-17
9/27/1980	St. College	3/11		W	21-7
9/26/1981	Lincoln	15/3		L	24-30

9/25/1982	St. College	2/8		L	24-27
8/29/1983	E. Rutherford*1/4			W	44-6
9/14/2002	St. College	8/		L	7-40
9/13/2003	Lincoln	18/		W	18-10
11/12/2011	St. College	19/12		W	17-14
11/10/2012	Lincoln	18/		W	32-23
11/23/2013	St. College	/		W	23-20 (ot)

\*Kickoff Classic

Series scoring	Total	Average
Nebraska	299	18.7
Penn State	268	16.8

**Highest NU score:** 44 in 1983 (44-6)  
**Widest NU margin:** 38 in 1983 (44-6)  
**Highest PSU score:** 40 in 2002 (40-7)  
**Widest PSU margin:** 33 in 2002 (40-7)  
**Highest scoring game:** 59 in 1979 (NU 42, PSU 17)  
**Longest NU win streak:** Four games, 2003-present  
**Longest PSU win streak:** Two games, three times  
**Shutouts by (last time):** NU 1 (1950), PSU 2 (1952)

**Series Notes:** NU and Penn State met as protected division cross-over foes from 2011 to 2013, but do not meet again until 2017. NU has won all three meetings as Big Ten foes and has an overall four-game win streak to take a 9-7 series lead. NU improved to 7-1 all-time in overtime games with its 2013 win in Happy Valley. Nebraska rallied from a two-touchdown halftime deficit for a 32-23 win in Lincoln in 2012. NU's 17-14 win at Penn State in 2011 came in the first game in 46 seasons without Joe Paterno as the Nittany Lions' head coach. Both teams entered the game nationally ranked in five straight meetings between 1979 and 1983, with NU winning three of the five games. In 1982 in Happy Valley, No. 2 Nebraska dropped a 27-24 decision to a Nittany Lion team that went on to win the national title. In 1983, No. 1 NU opened the season with a 44-6 victory over No. 4 Penn State in Kickoff Classic in East Rutherford, N.J. Penn State won four of the first five meetings, including a pair of shutouts in State College in 1920 and 1952. NU claimed its first win with a 19-0 shutout at Memorial Stadium on Oct. 21, 1950.

## RUTGERS SERIES

**Next Meeting:** Sept. 23, 2017 in Lincoln  
**Games:** 3  
**Standing:** Nebraska leads, 3-0  
**At Lincoln:** Nebraska leads, 1-0  
**At Memorial Stadium:** Nebraska leads, 1-0  
**At Piscataway:** Nebraska leads, 1-0  
**At Neutral Site:** Nebraska leads, 1-0  
**Current win streak (start):** NU, two games (1920)

Date	Site	Rank		Result	Score
		NU/RU	NU/RU		
11/2/1920	New York	/		W	28-0
10/25/2014	Lincoln	16/		W	42-24
11/14/2015	Piscataway	/		W	31-14

Series scoring	Total	Average
Nebraska	101	33.7
Rutgers	38	12.7

**Highest NU score:** 42 in 2014 (42-24)  
**Widest NU margin:** 28 in 1920 (28-0)  
**Highest Rutgers score:** 24 in 2014 (24-42)  
**Highest-scoring game:** 66 in 2014 (NU 42-24)  
**Shutouts by (last time):** NU 1 (1920)

**Series Notes:** Nebraska won the first-ever meeting at Rutgers with a 31-14 win in 2015, the second straight season the teams met as Big Ten opponents. The schools are in opposite Big Ten divisions, and are scheduled to play just once between 2016 and 2019. Prior to the 2014 meeting in Lincoln, the schools had not met since a 28-0 NU win at the New York Polo Grounds in 1920.

**Note:** All rankings listed are from the AP Poll.