

NEBRASKA

**NEBRASKA
CORNHUSKERS**
(3-0, 0-0 BIG)



**ILLINOIS
FIGHTING ILLINI**
(3-0, 0-0 BIG)

FRIDAY, SEPT. 20 • 7 P.M. CT • LINCOLN, NEB. • MEMORIAL STADIUM • FIELDTURF

Nebraska opens Big Ten Conference play and finishes a four-game season-opening homestand on Friday night when the Huskers take on 24th-ranked Illinois at Memorial Stadium. The game will mark Nebraska's 400th consecutive sellout at Memorial Stadium, a streak which dates back to 1962. Aside from its traditional Black Friday game, Friday will also mark Nebraska's first weekday home game since 2001. FOX will provide the national television coverage and the game can be heard on the Huskers Radio Network and Huskers App.

The Huskers enter the game with a 3-0 record following a 34-3 victory over Northern Iowa on Saturday night in Lincoln. The Huskers limited the Panthers to just a first-quarter field goal and held a third straight opponent to 10 or fewer points. Offensively, Nebraska showed its explosiveness by averaging nearly nine yards per play and producing points on six of eight drives in the game. The Huskers were not forced to punt in the contest.

Illinois also enters Friday night's game at 3-0 following a 30-9 victory over Central Michigan last Saturday in Champaign. The Illini have relied on an opportunistic defense through three games, producing nine takeaways and a +8 turnover margin, which ranks second in the nation. Coach Bret Bielema's team allows just 277.3 yards and 8.7 points per game. Offensively, Illinois features a balanced attack, rushing for 153.3 yards per game, while producing 225.3 passing yards per contest.

Friday's contest is the Big Ten opener for both teams and marks the 12th straight year Nebraska and Illinois have met on the gridiron. The Huskers have won seven of the 11 meetings between the schools as conference foes, but the Illini have been victorious in their last two trips to Memorial Stadium.

THIS WEEK'S NUMBERS

400

Friday's game will mark the 400th consecutive sellout at Memorial Stadium. The sellout streak began on Nov. 3, 1962, when Nebraska took on Missouri. The Huskers are 324-75 at Memorial Stadium during the sellout streak.

20

Nebraska has allowed just 20 points through three games, its fewest since allowing 16 points through three games in 2005. It also marks the first time since 2009 the Huskers have held each of their first three opponents to 10 or fewer points.

7

Nebraska is playing its Big Ten opener at home for the first time in seven seasons. Nebraska last opened conference play at Memorial Stadium in 2017, when the Huskers defeated Rutgers.

2024 NEBRASKA FOOTBALL SCHEDULE

Aug. 31	UTEP	FOX	W, 40-7	Huskers top 500 yards and 40 points in opener
Sept. 7	Colorado	NBC	W, 28-10	Defense dominates with six sacks, INT for TD
Sept. 14	Northern Iowa	BTN	W, 34-3	Offense averages 8.8 yards per play
Sept. 20	Illinois*	FOX	7 p.m.	400th consecutive sellout at Memorial Stadium
Sept. 28	at Purdue*	TBA	11 a.m.	4th meeting in West Lafayette in the last 6 years
Oct. 5	Rutgers*	TBA	TBA	Lone 2024 FBS game between former NFL head coaches
Oct. 19	at Indiana*	TBA	TBA	NU's 2nd trip to Bloomington since joining Big Ten
Oct. 26	at Ohio State*	TBA	TBA	2 of the last 4 meetings decided by 9 points or less
Nov. 2	UCLA*	TBA	TBA	NU ranked in 10 of the 13 all-time meetings
Nov. 16	at USC*	TBA	TBA	Only team NU has played more than once & not beaten
Nov. 23	Wisconsin*	TBA	TBA	Last 3 matchups all decided by 7 or fewer points
Nov. 29	at Iowa*	NBC	6:30 p.m.	Huskers' 35th straight "Black Friday" game

All times Central; Home games in **bold**; *Big Ten Conference game

NEBRASKA

- **2024 Record:** 3-0, 0-0
- **Last Game:** Def. UNI, 34-3
- **Streak:** Won 3
- **AP Rank:** 22
- **Coaches Rank:** 22
- **Head Coach:** Matt Rhule
- **Nebraska Record:** 8-7 (2nd year)
- **Collegiate Record:** 55-50 (9th year)
- **Record vs. Illinois:** 1-0

ILLINOIS

- **2024 Record:** 3-0, 0-0
- **Last Game:** def. Central Michigan, 30-9
- **Streak:** Won 3
- **AP Rank:** 24
- **Coaches Rank:** RV
- **Head Coach:** Bret Bielema
- **Illinois Record:** 21-19 (4th year)
- **Career Record:** 118-77 (16th year)
- **Record vs. Nebraska:** 4-2

SERIES HISTORY

- **All-Time Series:** Nebraska leads 14-6-1
- **At Lincoln:** Nebraska leads 9-3
- **Last Game:** Nebraska 20-7 (2023)
- **Win Streak:** Nebraska, 1 game

TV INFORMATION



Play-by-Play: Tim Brando
Analyst: Devin Gardner
Sidelines: Josh Sims
Fox Sports App

HUSKERS RADIO NETWORK



Play-by-Play: Greg Sharpe
Analysis: Damon Benning
Sidelines: Jessica Coody
Pre/Post-Game: Matt Coatney, Jessica Coody, Ben McLaughlin & Josh Banderas

Huskers.com & Huskers App

NEBRASKA COMMUNICATIONS

CREDENTIAL REQUESTS

To request a credential for home games visit:
<http://www.huskers.com/media>

FOOTBALL CONTACTS

Associate A.D./Comm......**Keith Mann**
 Phone 402-472-0237
 E-Mail kmann@huskers.com
Sr. Assoc. Comm. Dir......**Shamus McKnight**
 Phone 402-472-7772
 E-Mail smcknight@huskers.com
Associate Director.....**Matt Smith**
 Phone 402-472-7780
 E-Mail msmith@huskers.com
Admin. Assoc. (Credentials) ... Vicki Capazo
 Phone 402-472-2263
 E-Mail vcapazo@huskers.com

MAILING ADDRESS

One Memorial Stadium
 P.O. Box 880123
 Lincoln, NE 68588-0123
 (402) 472-2263
 sportsinfo@huskers.com

Shipping Address: 600 Stadium Drive

NORMAL WEEK AVAILABILITY

MONDAY

Coach Rhule will be available at a press conference in the Hawks Center following morning practice (approximately 11:55 a.m. CT). Live video will be available for free through Nebraska's social media accounts and on Huskers.com. A complete video and transcript will be made available to media in the afternoon.

TUESDAY

Offensive Coordinator Marcus Satterfield, Defensive Coordinator Tony White and selected players will be available after morning practice. Start time will normally be between 11:30 and 11:45 a.m. CT

WEDNESDAY

No post-practice media availability but Coach Rhule or a Husker assistant coach will appear at the Nebraska Football Radio Hour at 6 p.m.

THURSDAY

Coach Rhule available after morning practice. (approx. 11:30 a.m.)

FRIDAY

No media availability.

SATURDAY

Coach Rhule and requested players will be available post-game in the Hawks Center interview room for home games and in a designated area for road games.

GENERAL MEDIA POLICIES

All player and coach interviews must be arranged at least one day in advance through the Nebraska Communications Office. To request an interview, contact Keith Mann, Shamus McKnight or Matt Smith. All post-practice interviews will be conducted in the Hawks Center interview room. Interviews will not be conducted in the new Osborne Legacy Complex, which includes the weight room and locker room. The Nebraska locker room, training room and football office meeting rooms are **OFF LIMITS** to the media.

Student-athlete cell phone numbers will **NOT** be given to the media, and media should not contact or message student-athletes directly through social media platforms. **PRACTICES ARE CLOSED** to the media and to the general public during the season.

After all games, Nebraska's **LOCKER ROOM IS CLOSED**. Head Coach Matt Rhule and requested players will be brought to the postgame interview room in the Hawks Center after a brief cooling off period. On the road, Coach Rhule and requested players will be brought to the designated interview area. **NO INTERVIEWS** will be conducted on the field as the players are returning to the locker room.

MEDIA MAY NOT PROVIDE LIVE COVERAGE OF ANY PRESS CONFERENCE ON ANY DIGITAL PLATFORM OR WEBSITE.

PHONE INTERVIEWS

Media wishing to try to arrange a phone interview with Coach Rhule may contact Keith Mann for availability. Please contact the Communications Office as far in advance as possible. Out-of-town media requesting phone interviews with players should contact Keith Mann or Shamus McKnight with those requests, preferably on Sundays, but no later than 10 a.m. (Central) on Monday of game week. Other than rare exceptions, player interviews will take place on Tuesday.

NEBRASKA FOOTBALL PHOTO REQUESTS

Contact the Nebraska Communications office to request historical photos, facility photos, action photos and head shots.

HUSKERS.COM & COLLEGEPRESSBOX.COM

Huskers.com is the official site of Nebraska Athletics and includes updated stats, game notes, depth charts and extensive quotes and audio and video from Nebraska's Monday press conference. A PDF version of the 2024 Nebraska Media Guide is available on Huskers.com.

Collegepressbox.com is the official media website for Division I football. Access and download game notes, quotes, statistics, media guides, headshots, logos and more for all FBS schools, conferences, postseason games, awards and the College Football Playoff. For access, please register for an account at collegepressbox.com/register.

GAME CREDENTIALS

Media may request credentials for home games at Huskers.com/media. Follow the steps on the website to complete the application. You will receive an e-mail confirming your application and an approval/denial e-mail. Contact Vicki Capazo at (402) 472-2263 with questions. Photo ID will be required to access the stadium on game day and the name on your photo ID and credential must match. Single-game credentials will not be mailed and must be picked up on game day at media will call. Single-game parking passes will be mailed to media (time permitting).

HUSKERS RADIO NETWORK

The Huskers Radio Network brings Nebraska football to fans across the nation and the world. A list of affiliates can be found at www.huskers.com/listen, and all radio broadcasts are available live on Huskers.com and the Official Husker App.

MONDAY, SEPT. 16	TUESDAY, SEPT. 17	WEDNESDAY, SEPT. 18	THURSDAY, SEPT. 19	FRIDAY, SEPT. 20	SATURDAY, SEPT. 21
PRACTICE Morning Practice Coach Rhule Weekly Press Conference • Approx. 11:55 CT Hawks Media Room	PRACTICE Morning Practice Available after practice: • Coordinators • Selected players	PRACTICE Morning Practice Available after practice: • Coach Rhule • Approx. 11:30 a.m.	PRACTICE Morning Practice NO MEDIA ACCESS	GAME DAY Nebraska vs. Illinois 7 p.m. CT (FOX)	OFF
	HRN COACHES SHOW • Ed Foley 6-7 p.m.			POST-GAME Available after game: • Coach Rhule • Selected players	

NEBRASKA VS. ILLINOIS—LAST 5 MEETINGS

DATE	SITE	NEB RANK	ILL RANK	RESULT	SCORE
9/21/2019	Champaign	NR	NR	Win	42-38
11/21/2020	Lincoln	NR	NR	Loss	23-41
8/28/2021	Champaign	NR	NR	Loss	22-30
10/29/2022	Lincoln	NR	17	Loss	9-26
10/7/2023	Champaign	NR	NR	Win	20-7

SERIES HISTORY: NEBRASKA VS. ILLINOIS

Friday's meeting between Nebraska and Illinois will be the 22nd all-time matchup between the schools and the 12th consecutive season the teams have met on the gridiron. Nebraska has a 14-6-1 edge in the all-time series, including a 7-4 advantage since Nebraska joined the Big Ten.

- Nebraska won six of the first seven meetings as conference foes, before Illinois won three straight. Nebraska ended that streak with a 20-7 win last season in Champaign.
- Nebraska owns a 9-3 edge in games played in Lincoln, including 5-3 at Memorial Stadium.
- The Huskers won 54-35 in Lincoln in 2018, marking Nebraska's first 50-point outburst in a Big Ten Conference game.
- The only meetings between 1953 and 2013 came in 1985 and 1986 when Nebraska won both ends of a home-and-home series.
- Nebraska defeated Illinois and Red Grange, 14-0, in 1925, marking the only time in Grange's career he was held scoreless in a home game.

BIG TEN FRIDAY NIGHT LIGHTS

Nebraska will be playing on a Friday night early in the Big Ten season for the third consecutive year and the second straight year against Illinois. Nebraska played at Rutgers on a Friday night in 2022. Overall this is Nebraska's fifth Friday night conference game (non-Black Friday) since 2017, including three games against Illinois.

- Nebraska played Friday night road game at Illinois in 2017 and 2023, winning 28-6 in 2017 and 20-7 last season. Nebraska also won Friday night road games at Rutgers in 2020 and 2022.
- The Huskers do have a long history of playing on the Friday after Thanksgiving. Nebraska has played on Black Friday every year since 1990.
- Aside from its traditional Black Friday games, this Friday's home game is Nebraska's first weekday game in Memorial Stadium since a Sept. 20, 2001 game against Rice. The Rice contest was rescheduled from Saturday, Sept. 15, 2001, following the 9-11 terrorist attacks.

HUSKERS HOPE TO CONTINUE TO SHINE UNDER THE LIGHTS

Nebraska's matchup with Illinois is its third consecutive prime-time game at Memorial Stadium, following victories over Colorado and Northern Iowa.

- This marks just the third time in school history the Huskers have played three straight home night games. Nebraska also hosted three consecutive prime-time games in 2008 (New Mexico State, Virginia Tech, Missouri) and 2002 (Arizona State, Troy, Utah State).
- Nebraska has a strong history of success in night games in Lincoln. The Huskers are 52-10 in home night games at Memorial Stadium, including 2-0 this season.

NEBRASKA SET TO CELEBRATE 400TH CONSECUTIVE SELLOUT

Nebraska will celebrate its 400th consecutive sellout at Memorial Stadium on Friday night. The Huskers have sold out every game at Memorial Stadium for more than six decades, beginning with a game against Missouri on Nov. 3, 1962.

- During the sellout streak, Memorial Stadium has expanded several times and capacity has grown from 31,080 in 1962 to the current capacity of 82,841.
- Nebraska has been victorious in each of the milestone sellout games in the series, defeating Penn State, 42-17, in 1979 in sellout #100, knocking off second-ranked Colorado, 24-7, in 1994 in sellout #200, and shutting out Louisiana-Lafayette, 55-0, in 2009 in the 300th consecutive sellout.
- Nebraska has a record of 324-75 during the sellout streak. Friday's game against No. 24 Illinois is the 89th matchup against a ranked opponent during the sellout streak, with Nebraska owning a 47-39 mark in those games.

BIG TEN STANDINGS

Place	Team	Overall	Big Ten
1.	Michigan State	3-0	1-0
	Indiana	3-0	1-0
3.	Illinois	3-0	0-0
	Nebraska	3-0	0-0
	Oregon	3-0	0-0
	Ohio State	2-0	0-0
	Penn State	2-0	0-0
	Rutgers	2-0	0-0
	USC	2-0	0-0
	Iowa	2-1	0-0
	Michigan	2-1	0-0
	Minnesota	2-1	0-0
	Northwestern	2-1	0-0
	Washington	2-1	0-0
	Wisconsin	2-1	0-0
	Purdue	1-1	0-0
17.	Maryland	1-1	0-1
	UCLA	1-1	0-1

PLAYER OF THE WEEK NOMINEES

OPP.	OFF.	DEF.	SPEC.	FROSH
UTEP	Neyor	Robinson	--	Raiola
CU	R.Johnson Hill		Buschini	Raiola
UNI	Raiola	Bullock	--	Nelson
ILL				
PUR				
RUT				
IND				
OSU				
UCLA				
USC				
WIS				
IOWA				

Bold indicates winner

2024 HUSKER HONORS

JACORY BARNEY JR., WR

- The Jet Award Watch List

BRYCE BENHART, OL

- Outland Trophy Watch List

BRIAN BUSCHINI, P

- Ray Guy Award Watch List

THOMAS FIDONE II, TE

- Mackey Award Watch List

ISAAC GIFFORD, DB

- Wuerffel Trophy Watch List

NASH HUTMACHER, DL

- Bednarik Award Watch List

ISAIAH NEYOR, WR

- Earl Campbell Tyler Rose Award Watch List

DYLAN RAIOLA, QB

- Polynesian Player of the Year Watch List
- Shaun Alexander Award Watch List
- Big Ten Freshman of the Week (vs. UTEP)

BEN SCOTT, OL

- Rimington Trophy Watch List

2024 GAME CAPTAINS

UTEP: OT Turner Corcoran, LS Camden Witucki, S DeShon Singleton, S Derek Branch

CU: OT Bryce Benhart, WR Jahmal Banks, DL Ty Robinson, CB Marques Buford Jr.

UNI: RB Rahmir Johnson, JACK M.J. Sherman, LB John Bullock, P Brian Buschini

LAST GAME

NEBRASKA 34, UNI 3

TEAM STATS	UNI	NU
First Downs	18	22
Rushes-Yards	39-139	22-142
Passes	16-32-1	20-26-1
Passing Yards	162	281
Total Offense	301	423
3rd Downs	6-of-16	4-of-7
Turnovers	1	1
Penalties	9-95	4-44
Time of Possession	38:07	21:53

NU RUSHING LEADERS

Dante Dowdell—6 carries, 55 yards
Emmett Johnson—4 carries, 50 yards, TD

NU PASSING LEADER

Dylan Raiola—17-23-1, 247 yards, 2 TD

NU RECEIVING LEADERS

Carter Nelson—4 receptions, 48 yards, TD
Jacory Barney Jr.—3 rec., 29 yards, Rush TD
Isaiah Neyor—2 receptions, 35 yards, TD

NU DEFENSIVE LEADERS

Isaac Gifford—4 UT, 6 AT, 10 TT, 1.5 TFL
John Bullock—9 tackles, sack, TFL, PBU
DeShon Singleton—2 UT, 4 AT, 6 TT
Stefon Thompson—6 tackles

NU SPECIAL TEAMS LEADERS

Tristan Alvano—2-2 FG, 4-4 PAT

NOTING LAST WEEK'S GAME

- Freshman quarterback **Dylan Raiola** completed 17-of-23 passes for 247 yards and two touchdowns, setting a career best in passing yards and tying his career high in touchdowns.
- Raiola connected on better than 70 percent of his passes for the third straight game. He is the first Husker quarterback to complete at least 70 percent of his passes in three straight games since Jeff Quinn in 1980.
- Freshman receiver **Carter Nelson** scored his first career touchdown on the game's opening series, catching a 24-yard pass from Raiola. Nelson finished the game with four receptions for 48 yards.
- The Raiola to Nelson touchdown pass marked the first TD connection for two Husker freshmen since Adrian Martinez threw a 28-yard TD pass to Maurice Washington at Iowa in 2018.
- True freshman **Jacory Barney Jr.** scored his first career touchdown on a 10-yard rush.
- Jaylen Lloyd** had a 59-yard catch in the second quarter to set up a Husker touchdown. Lloyd's 59-yard catch was his second catch of 36 yards or more this season. Five of Lloyd's eight career receptions have covered at least 36 yards, including four catches of more than 50 yards.
- Safety **Malcolm Hartzog Jr.** intercepted a pass in the third quarter for his second INT of the season and the fifth of his career.
- Linebacker **John Bullock** had a career-high nine tackles, bettering his eight stops last season against Louisiana Tech.

LAST FIVE NEBRASKA BIG TEN OPENERS

DATE	OPPONENT	NEB RANK	OPP RANK	RESULT	SCORE
9/21/2019	at Illinois	NR	NR	Win	42-38
10/24/2020	at Ohio State	NR	5	Loss	17-52
8/28/2021	at Illinois	NR	NR	Loss	22-30
8/27/2022	vs. Northwestern*	NR	NR	Loss	28-31
8/31/2023	at Minnesota	NR	NR	Loss	10-13

* Game played in Dublin, Ireland

HUSKERS SET FOR BIG TEN OPENER

After completing non-conference play with a 3-0 record, Nebraska is set to open Big Ten Conference action on Friday night. In an oddity, Nebraska had played its Big Ten opener in each of the four previous seasons in its first game of the season.

- Since joining the Big Ten in 2011, Nebraska is 6-7 in Big Ten openers. Nebraska was last victorious in its Big Ten opener in 2019 when the Huskers won 42-38 at Illinois. This is the sixth time Nebraska has opened Big Ten play against Illinois with the Huskers holding a 3-2 record in those games.
- Friday's game marks the first time Nebraska has opened Big Ten Conference play at home since 2017 against Rutgers. Each of Nebraska's last six Big Ten openers have come away from Lincoln. The Huskers are 4-0 in Big Ten openers played at Memorial Stadium.

HUSKERS RETURN TO NATIONAL POLLS

Nebraska is 3-0 after completing non-conference play undefeated for the first time since 2016. The Huskers returned to the national polls after their victory over Colorado and are ranked 22nd in both this week's Associated Press Poll and USA Today Coaches poll.

- The national ranking is Nebraska's first since 2019. The Huskers were ranked No. 25 in both polls after the 2019 season opener, but lost the following week at Colorado. The Huskers did not return to the rankings until this year's win over Colorado.
- The last time Nebraska was ranked higher than this week's No. 22 AP ranking was in 2016, when Nebraska was ranked 17th entering the regular-season finale at Iowa.
- With Illinois checking in at No. 24 in the AP poll and just outside of the top 25 in the coaches poll, Friday's game represents the first time Nebraska has played a game involving two ranked teams since Nov. 5, 2016 at Ohio State. It is the first AP ranked vs. ranked game at Memorial Stadium since No. 23 Nebraska hosted 16th-ranked UCLA on Sept. 14, 2013. The last five ranked vs. ranked teams involving Nebraska have been on the road or in a bowl game.
- Friday's game will be the first matchup of AP ranked Big Ten teams at Memorial Stadium since 2011 when 13th-ranked Nebraska defeated No. 9 Michigan State.
- The Huskers' most recent victory against a ranked team was a 35-32 victory over No. 22 Oregon on Sept. 17, 2016.

NEBRASKA CONTROLLING GAMES FROM START TO FINISH

Nebraska has controlled its first three games from start to finish. The Huskers have not trailed in any of their three games, and have out-scored the opposition by a total of 102-20.

- Nebraska has won each of its first three games by at least 18 points. It marks the first time NU has won three straight games by at least 18 points since the middle of the 2014 season, when the Huskers defeated Northwestern (21), Rutgers (18) and Purdue (21).
- Nebraska has scored on its opening drive in each of the first three games. Those scoring drives have covered 72, 49 and 75 yards.
- Nebraska out-scored UNI 14-0 in the second quarter. In three games this season, Nebraska has out-scored the opposition 51-0 in the second quarter. In 2023, Nebraska was out-scored 81-66 in the second quarter.
- Opponents have had very little success early in games. Dating back to 2023, Nebraska has allowed just one first-quarter touchdown in its past 10 games. Nebraska has not allowed an opening drive TD in 10 straight games and has allowed only one opening drive TD in the last 16 games.

BLACKSHIRT DEFENSE OFF TO STRONG 2024 START

The Nebraska defense was one of the nation's most improved units in 2023. The Blackshirts have opened the 2024 season with strong showings in three non-conference victories. Nebraska has allowed just 20 combined points through three games, the fewest through three games since NU allowed 16 points in the first three games in 2005. The Blackshirts have also racked up nine sacks and limited the opposition to 70.3 rushing yards per game.

- Nebraska has now held nine straight opponents to 24 or fewer points. This is the longest stretch Nebraska has limited the opposition to 24 points or less since a 14-game stretch spanning the 2009 and 2010 seasons.
- Nebraska has been even more stingy at home. The Huskers have held each of their past seven opponents at Memorial Stadium to 14 or fewer points. Since the start of the 2023 season, just one of 10 opponents at Memorial Stadium have scored more than 14 points.

BLACKSHIRT DEFENSE AT HOME UNDER HEAD COACH MATT RHULE

OPPONENT	POINTS	RUSH D	PASS D	TOTAL D	RESULT
2023					
NIU	11	26	123	149	W, 35-11
LA TECH	14	46	292	338	W, 28-14
MICH	45	249	187	436	L, 45-7
NW	9	81	176	257	W, 17-9
PURDUE	14	96	99	195	W, 31-14
MARYLAND	13	101	283	384	L, 13-10
IOWA	13	163	94	257	L, 13-10
2023					
UTEP	7	56	149	205	W, 40-7
COLORADO	10	16	244	260	W, 28-10
UNI	3	139	162	301	W, 34-3
AVERAGES	13.9	97.3	180.9	278.2	

- The Huskers held both UTEP (205 total yards) and Colorado (260 total yards) to less than 300 total yards, before UNI totaled 301 yards, including 98 yards in the final quarter. Dating back to last season, Nebraska has held 10 straight opponents to less than 400 total yards. The last time Nebraska had held 10 straight opponents to less than 400 yards was part of a 14-game stretch spanning the final three games of 2008 and first 11 contests of 2009.
- Nebraska held Colorado to just 16 rushing yards on 22 attempts, the fewest rushing yards by an opponent since Purdue had -2 rushing yards in 2020. NU opened the season by allowing just 56 rushing yards against UTEP. In 15 games under Head Coach Matt Rhule, the Huskers have held the opponent to less than 100 rushing yards 10 times, including seven games with 75 yards or less.

DEFENSE PUTTING POINTS ON THE BOARD

While limiting the opposition to just 20 points through three games, the Husker defense has also scored on its own. In the season opener against UTEP, Nebraska recorded a safety and followed up with a pick-six by **Tommi Hill** against Colorado.

- The interception for a touchdown by Hill against the Buffs was Nebraska's first pick-six since Cam Taylor-Britt had a 38-yard interception for a touchdown against Iowa in 2019. It was Nebraska's first defensive touchdown of any kind since Deontai Williams returned a fumble for a score against Penn State in 2020.
- In the 40-7 win over UTEP in the opener, defensive lineman **Ty Robinson** had a tackle for loss for a safety. It was Nebraska's first defensive safety since 2015.
- With scores in the first two games, it marked the first time the Husker defense scored in consecutive games since 2015, when Joshua Kalu had an interception return for a touchdown at Minnesota, and a week later the Huskers had a safety against Northwestern in Lincoln.

WINNING THE TURNOVER MARGIN

Nebraska's defense posted multiple takeaways in each of the first two games, gaining a pair of turnovers against both UTEP and Colorado, before having an interception against UNI. In turn, the Nebraska offense has just two turnovers in three games, giving Nebraska a +3 turnover margin. Last year, Nebraska posted a -17 turnover margin.

- The multiple takeaways in consecutive games marked the first time the Husker defense accomplished that since 2020 when Nebraska had multiple takeaways against Northwestern and Penn State.
- The first two games was the first time Nebraska had a positive turnover margin in consecutive games since the final two games of the 2022 season when the Huskers had a +1 (Wisconsin) and +3 (Iowa) turnover margin in consecutive games.

NEBRASKA SHOWING BALANCED OFFENSIVE ATTACK

The Nebraska offense has been balanced and efficient through three games. In the season-opening victory over UTEP, Nebraska posted its most explosive effort in the past two seasons, and the Huskers backed that up with impressive outings against Colorado and UNI, scoring three first-half offensive touchdowns in each of those victories.

- Nebraska's 40 points against UTEP were its most since scoring 42 against Georgia Southern in 2022, while the 33-point margin of victory was Nebraska's largest since a 56-7 victory over Northwestern in 2021. It was the Huskers' largest margin of victory in a season opener since a 43-10 win over Fresno State to open the 2016 season.
- The Huskers gained 507 yards of total offense against the Miners, the most by Nebraska since gaining 575 yards against Georgia Southern in 2022. The Huskers reached 339 yards before halftime, which was just 80 yards shy of last year's season high for total offense for a full game (419 vs. Louisiana Tech).
- Nebraska's 284 passing yards were its most since throwing for 354 yards at Purdue in 2022. Nebraska's season high in passing yards in 2023 was 199 vs. Michigan. Nebraska produced 281 passing yards in its 34-3 victory over UNI.

2024 OFFENSE GAME-BY-GAME

RUSHING GAME	ATT.	YDS.	TD	LONG
UTEP	47	223	3	42
CU	35	149	2	21
UNI	22	142	2	38
ILL				
PUR				
RUT				
IND				
OSU				
UCLA				
USC				
WISC				
IOWA				

PASSING

PASSING GAME	COM-ATT-INT	YDS	TD	LG	SACKS
UTEP	25-36-0	284	2	59	1-6
CU	23-30-0	185	1	36	0-0
UNI	20-26-1	281	2	59	0-0
ILL					
PUR					
RUT					
IND					
OSU					
UCLA					
USC					
WISC					
IOWA					

2024 DEFENSE GAME-BY-GAME

RUSHING DEFENSE

RUSHING DEFENSE GAME	ATT.	YDS.	TD	LONG
UTEP	24	56	0	13
CU	22	16	0	17
UNI	39	139	0	11
ILL				
PUR				
RUT				
IND				
OSU				
UCLA				
USC				
WISC				
IOWA				

PASSING DEFENSE

PASSING DEFENSE GAME	COM-ATT-INT	YDS	TD	LG	SACKS
UTEP	16-26-2	149	1	38	2-9
CU	23-40-1	244	1	30	6-41
UNI	16-32-1	162	0	21	1-1
ILL					
PUR					
RUT					
IND					
OSU					
UCLA					
USC					
WISC					
IOWA					

SACKS/TFL

SACKS/TFL GAME	SACKS	YARDS	TFL	YARDS
UTEP	2	9	9	28
CU	6	41	10	49
UNI	1	1	3	4
ILL				
PUR				
RUT				
IND				
OSU				
UCLA				
USC				
WISC				
IOWA				

NATIONAL RANKINGS

ASSOCIATED PRESS (SEPT. 15)

RK.	TEAM (1ST)	RECORD	POINTS
1.	Texas (35)	3-0	1,540
2.	Georgia (23)	3-0	1,518
3.	Ohio State	2-0	1,461
4.	Alabama	3-0	1,358
5.	Ole Miss	3-0	1,316
6.	Tennessee	3-0	1,188
7.	Missouri	3-0	1,127
8.	Miami	3-0	1,094
9.	Oregon	3-0	1,093
10.	Penn State	2-0	1,050
11.	USC	2-0	1,008
12.	Utah	3-0	912
13.	Kansas State	3-0	836
14.	Oklahoma State	3-0	742
15.	Oklahoma	3-0	649
16.	LSU	2-1	537
17.	Notre Dame	2-1	477
18.	Michigan	2-1	447
19.	Louisville	2-0	418
20.	Iowa State	2-0	354
21.	Clemson	1-1	291
22.	Nebraska	3-0	266
23.	Northern Illinois	2-0	151
24.	Illinois	3-0	137
25.	Texas A&M	2-1	82

USA TODAY COACHES (SEPT. 15)

RK.	TEAM (1ST)	RECORD	POINTS
1.	Georgia (42)	3-0	1,358
2.	Texas (10)	3-0	1,301
3.	Ohio State (3)	2-0	1,293
4.	Alabama	3-0	1,193
5.	Ole Miss	3-0	1,153
6.	Oregon	3-0	1,019
7.	Tennessee	3-0	1,009
8.	Penn State	2-0	968
	Missouri	3-0	968
10.	Utah	3-0	834
11.	Miami	3-0	831
12.	USC	2-0	808
13.	Oklahoma	3-0	697
14.	Kansas State	3-0	662
15.	Oklahoma State	3-0	642
16.	LSU	2-1	466
17.	Michigan	2-1	439
18.	Notre Dame	2-1	404
19.	Clemson	1-1	340
20.	Louisville	2-0	333
21.	Iowa State	2-0	235
22.	Nebraska	3-0	204
23.	Memphis	3-0	176
24.	Texas A&M	2-1	85
25.	UNLV	3-0	78

HUSKERS IN THE 2024 POLLS

DATE	AP	C	CFP	RESULT
Pre.	RV	RV	--	Def. UTEP, 40-7
9-3	RV	RV	--	Def. Colorado, 28-10
9-8	23	24	--	Def. UNI, 34-3
9-15	22	22		

- Nebraska added 223 rushing yards with 11 players having at least one carry. The win over UTEP marked the first time Nebraska topped 200 yards in both rushing and passing since 2022 against Georgia Southern.
- The Huskers were again balanced on offense against Colorado, rushing 35 times for 149 yards, while completing 23-of-30 passes for 185 yards. Against UNI, the Huskers had just 48 offensive plays, but averaged 8.8 yards per play and produced 423 total yards.
- The first three games have showcased Nebraska's many offensive weapons. Thirteen players have carried the ball through two games, while 15 Huskers have caught a pass. In the opener, Nebraska had 11 ball carriers and 11 receivers, the most in both categories in a single game since 2021.

RAIOLA EFFICIENTLY GUIDING HUSKER OFFENSE

True freshman quarterback **Dylan Raiola** has been impressive in leading Nebraska to a 3-0 start. In the season opener, Raiola completed 19-of-27 passes for 238 yards and two touchdowns, while playing just one series after halftime. Raiola became just the second true freshman Husker quarterback since World War II to start a season opener, joining Adrian Martinez in 2018. Raiola earned Big Ten Freshman of the Week honors for his play in the opener. He has backed that up by completing 23-of-30 passes for 185 yards and a touchdown vs. Colorado, and hitting on 17-of-23 passes for 247 yards and two touchdowns against UNI.

- Raiola has completed 73.8 percent of his passes in three games, and has connected on at least 70 percent in each of the first three games. He is the first Husker quarterback to complete at least 70 percent of his passes in three straight games since Jeff Quinn in 1980.
- On a national level, Raiola is the first true freshman since Marcus Mariota (2012, Oregon) to complete at least 70 percent of his passes in each of his first three games.
- Raiola was the first Husker freshman (redshirt or true) quarterback to win his first start since Taylor Martinez guided Nebraska to a victory over Western Kentucky in the 2010 season opener. Martinez won his first five starts of the 2010 season.
- The 232 yards of total offense by Raiola against UTEP compared favorably to the starting debuts of other Husker freshman quarterbacks over the past three decades.

Quarterback	Year	Opp./Result	Passing	Rushing
Tommie Frazier	1992	def. Missouri, 34-24	9-20, 157 yards	14-77-3 TD
Eric Crouch	1998	def. UAB, 38-7	11-17, 127 yards, TD	7-69-2 TD
Taylor Martinez	2010	def. W. Kentucky, 49-10	9-15, 136 yards	7-127-3 TD
Tommy Armstrong Jr.	2013	def. SDSU, 59-20	12-15, 169 yards, TD	5-38
Adrian Martinez	2018	lost to Colorado, 33-28	15-20, 187 yards, TD	15-117-2 TD
Dylan Raiola	2024	def. UTEP, 40-7	19-27, 238 yards, 2 TD	1-(-6)

VETERAN RECEIVERS MAKING QUICK IMPACT

Nebraska added a pair of veteran receivers through the transfer portal in the offseason. **Jahmal Banks** joined the Huskers from Wake Forest, while **Isaiah Neyor** came to Nebraska after previously playing at Texas and Wyoming. The two seniors each check in at 6-4 and 220 pounds, and have shown an immediate connection with quarterback Dylan Raiola.

- Neyor posted his fourth career 100-yard receiving game and first since 2021 with six receptions for 121 yards and a 59-yard touchdown against UTEP. Neyor's six catches matched his career high and his 121 yards were just five yards shy of a career high. Five of Neyor's receptions came before halftime. He added four catches for 31 yards against Colorado, and had a TD catch against UNI. Through three games, Neyor leads the Huskers with 12 catches for 187 yards and two touchdowns.
- Banks also made his mark in the opener with four catches for 61 yards, including a 21-yard touchdown catch just two seconds before halftime. He had a pair of catches against Colorado, and one against UNI.
- Both players have had productive collegiate careers before joining the Huskers. Banks now has 114 career catches for 1,480 yards and 14 career touchdowns. Neyor has 65 catches for 1,327 yards and 14 touchdowns in his career. Neyor averages an impressive 20.4 yards per catch in his career.

HUSKERS POSSESS VETERAN OFFENSIVE LINE

The most experienced unit on the Nebraska team is the offensive line. Husker offensive linemen combined to play in 224 career games with 153 career starts entering this season.

- According to research compiled by West Virginia's Mike Montoro, Nebraska's 168 combined offensive line starts ranks as the fifth most in the country.
- **Bryce Benhart**, a member of the Outland Trophy watch list, leads the way with 44 career starts, starting 44 of Nebraska's 47 games at right tackle the past four seasons. Benhart's 44 career starts are the most starts by an offensive lineman in program history.
- **Turner Corcoran** has started 34 games for the Huskers with 29 starts at left tackle, three starts at left guard and two starts at right tackle. Corcoran had started 30 consecutive games before suffering a season-ending injury against Northwestern last season.

2024 NEBRASKA FIRST-YEAR TRANSFERS WITH FBS EXPERIENCE

PLAYER	POS.	SCHOOL(S)	GAMES	STARTS
Stefon Thompson	LB	Syracuse	39	22
Micah Mazzccua	OL	Baylor/Florida	33	23
Ceyair Wright	DB	USC	26	15
Isaiah Neyor	WR	Wyoming/Texas	24	16
Jahmal Banks	WR	Wake Forest	46	14
Dante Dowdell	RB	Oregon	9	1
6 FBS transfers			177	91

- **Ben Scott** is in his second season as Nebraska's starting center. A member of the Rimington Trophy watch list, Scott started 11 games for the Huskers last season, and he has made 42 career starts including his three seasons at Arizona State.
- Bolstering the line is the addition of transfer **Micah Mazzccua**. Mazzccua has started 23 games in his career, including 11 starts at right guard for Florida in 2023, 10 starts at Baylor in 2022, and the first two games for the Huskers this season.
- **Justin Evans** (8 starts), **Henry Lutovsky** (5 starts) and **Joey Mancino** (1 start) have also started at least one game on the Nebraska offensive line. Evans has been in the starting lineup for all three games this season.
- **Teddy Prochazka** has started 11 games for Nebraska, but he will miss the 2024 campaign after suffering an injury during fall camp. The injury marked the third time in four seasons that Prochazka has suffered a season-ending injury.

TRANSFERS ADD EXPERIENCE TO NEBRASKA ROSTER

Nebraska added 60 newcomers to its roster in 2024. That number includes a large freshman class of 48, but adding experience to the roster are 12 first-year transfers, including six FBS transfers.

- The group of six FBS transfers all came from Power Conference programs. The six players have combined for 177 games played and 91 starts in their careers.
- **Stefon Thompson** played in 36 games with 21 starts at linebacker for Syracuse. He entered the 2024 season with 169 career tackles, 20.0 tackles for loss and 10.5 sacks. Thompson owns the most tackles, TFLs and sacks of any Husker on the 2024 roster. He made his first career start at Nebraska against UNI and had six tackles.
- **Micah Mazzccua** started 21 games on the offensive lines at Baylor and Florida. In 2022 at Baylor, PFF ranked Mazzccua as the best run-blocker in the Big 12 and the nation's 15th-best run blocker.
- **Ceyair Wright** made 15 starts at cornerback for USC in 2022 and 2023. He totaled 41 tackles as a Trojan with 1.0 tackle for loss, one interception and five pass breakups.
- **Isaiah Neyor** has started 16 games in his career. He was a second-team All-Mountain West Conference selection in 2021 at Wyoming before spending two seasons at Texas. Neyor ranks second to fellow first-year transfer Jahmal Banks in career receptions, yards and touchdowns among Huskers.
- **Jahmal Banks** played in 43 games with 11 starts at Wake Forest before transferring to Nebraska. Banks totaled 107 receptions for 1,404 yards and 13 touchdowns as a Demon Deacon. He owns the most career receptions, receiving yards and receiving touchdowns of any current Husker.
- **Dante Dowdell** spent one season at Oregon before transferring to Nebraska. Dowdell had 17 carries for 90 yards and one touchdown in 2023 for a Duck team that ranked second nationally in total offense and scoring offense. Dowdell leads Nebraska with 184 rushing yards and three touchdowns this season, including a career-high 74 yards against Colorado.

NINE HUSKERS EARN SPOTS ON PRESEASON WATCH LISTS

Nine Nebraska Cornhuskers made a preseason watch list for a major national award this summer.

- True freshman **Jacory Barney Jr.** was named to the watch list for The Jet Award, presented to the nation's top returner. The award is named after Husker Heisman Trophy winner Johnny Rodgers.
- **Bryce Benhart** was one of 75 linemen named to the preseason watch list for the Outland Trophy. Benhart was an honorable-mention All-Big Ten selection as Nebraska's starting right tackle in 2023. The Outland Trophy is presented annually to the nation's best interior lineman.
- **Brian Buschini**, the 2021 FCS Punter of the Year, was one of 33 punters named to the preseason watch list for the Ray Guy Award, which is presented annually to the nation's best punter.
- **Thomas Fidone II** was one of 48 tight ends named to the preseason watch list for the John Mackey Award, presented annually to the nation's best tight end. Fidone led Nebraska with four touchdown catches in 2024, the most by a Husker tight end since 2010.
- **Isaac Gifford** was honored for his work on the field and in the community with an appointment to the Allstate Wuerffel Trophy Watch List. Gifford led Nebraska with 86 tackles while earning honorable-mention All-Big Ten accolades. Off the field, he earned a Sam Foltz 27 Hero Leadership Award in 2024 and was named to both the Brook Berringer and Tom Osborne Citizenship teams.

NEBRASKA FOOTBALL FACTS

HISTORY

Season of Football.....	135th
All-Time Games Played	1,384
National Ranking in All-Time Wins	8th
All-Time Bowl Appearances	53
National Ranking in Bowl Appearances	8th

CHAMPIONSHIPS

National Championships	5
Back-to-Back National Championships	2
Undefeated Seasons	11
Perfect Seasons	9
Conference Championships	46

RECORD BREAKDOWN

All-Time Record.....	920-424-40
All-Time Bowl Record	26-27
Home Games	558-170-20
Memorial Stadium	435-150-13
Record in August.....	15-3-0
Record in September	186-55-6
Record in October.....	370-152-19
Record in November	310-178-15
Record in December	24-15-0
Record in January	14-21-0
Record in February	1-0-0
In Overtime.....	8-7
At Night.....	107-48-3
When Scoring 35+ Points.....	378-11
When Allowing 10 Points or Less ...	583-47-29
vs. Big Ten Teams	130-130-9
» In Big Ten Play (since 2011).....	50-62
» Home.....	27-28
» Away.....	23-32
» Neutral	0-2
vs. Ranked Teams	106-145-3
» Home.....	52-49-0
» Away.....	28-68-3
» Neutral	26-28-0
» vs. No. 1 Team.....	1-10-0
» as No. 1 Team	46-7-1

STREAKS

Consecutive Games Scoring a Point	354
Consecutive Home Games Scoring a Point...	368
Consecutive Home Sellouts.....	399
Record in Sellout Streak	324-75
» vs. Ranked Teams	47-39

INDIVIDUAL HONORS

College Football Hall of Fame Players	20
College Football Hall of Fame Coaches.....	7
First-Team All-Americans	110
Unanimous All-Americans.....	54
Academic All-Americans*.....	108
NCAA Top Ten Award Winners*.....	9
Heisman Trophy Winners	3
Walter Camp Award Winners.....	3
Maxwell Trophy Winners	1
Outland Trophy Winners*.....	9
Lombardi Trophy Winners.....	5
Butkus Award Winners.....	1
Johnny Unitas Golden Arm Award Winners...	1
Davey O'Brien Award Winners	1
Rimington Award Winners.....	1
Bednarik Award Winners	1
Nagurski Trophy Winners	1
Retired Jerseys	25
First-Team All-Conference Selections	520

*Total leads the nation

NEBRASKA UNDER RHULE

Overall	8-7
vs. AP Ranked Teams.....	0-3
vs. AP Top-10 Teams	0-1
vs. Unranked Teams.....	8-4
Home	7-3
Road	1-4
Neutral.....	0-0
In August	1-1
In September.....	4-2
In October	3-0
In November	0-4
In December.....	0-0
In January	0-0
Individual Has 100+ Rushing Yards	1-1
Individual Has 100+ Receiving Yards.....	1-0
When Rushing for 200 or More Yards.....	3-1
When Rushing for 300 or More Yards.....	1-0
When Passing for 200 or More Yards	2-0
When Passing for 300 or More Yards	0-0
When Scoring 30 or More Points	4-0
When Scoring 40 or More Points	1-0
When Allowing 10 or Fewer Points	5-0
When Allowing 20 or Fewer Points	8-4
When Committing Zero Turnovers	2-0
When Winning Turnover Margin	3-0
When Scoring First	7-1
When Leading at Halftime.....	7-1
When Trailing at Halftime	0-5
When Tied at Halftime	1-1
Games Decided by 11 Points or More	7-2
Games Decided by 10 Points or Less.....	1-5
Games Decided by 7 Points or Less.....	0-5
Games Decided by 3 Points or Less.....	0-4
Overtime Games	0-1

RHULE'S COLLEGE CAREER

Overall	55-50
vs. AP Ranked Teams.....	3-19
vs. AP Top-10 Teams	0-10
vs. Unranked Teams.....	52-31
Home	32-21
Road	21-25
Neutral.....	2-4
In August	3-2
In September.....	17-15
In October	18-12
In November	14-17
In December.....	3-3
In January	0-1
Individual Has 100+ Rushing Yards	21-3
Individual Has 100+ Receiving Yards.....	19-12
When Rushing for 200 or More Yards.....	24-6
When Rushing for 300 or More Yards.....	4-0
When Passing for 200 or More Yards	33-31
When Passing for 300 or More Yards	13-14
When Scoring 30 or More Points	31-5
When Scoring 40 or More Points	14-3
When Allowing 10 or Fewer Points	23-0
When Allowing 20 or Fewer Points	39-6
When Committing Zero Turnovers	24-7
When Winning Turnover Margin	31-5
When Scoring First	39-15
When Leading at Halftime.....	43-9
When Trailing at Halftime	9-37
When Tied at Halftime	3-4
Games Decided by 11 Points or More	40-23
Games Decided by 10 Points or Less.....	15-27
Games Decided by 7 Points or Less.....	9-23
Games Decided by 3 Points or Less.....	6-12
Overtime Games	2-2

- **Nash Hutmacher** was one of 90 players - and 37 defensive linemen - named to the preseason watch list for the Chuck Bednarik Award, presented annually to the outstanding defensive player in college football. Hutmacher was an honorable-mention All-Big Ten selection last season.
- **Dylan Raiola** was named to the Polynesian College Football Player of the Year watch list and the Shaun Alexander Award Watch list.
- **Isaiah Neyor** was one of 93 players named to the Earl Campbell Tyler Rose Award watch list. The award is presented to the top offensive player who played high school or college football in Texas.
- **Ben Scott**, an honorable-mention All-Big Ten selection in 2023, was one of 40 centers named to the Rimington Trophy watch list. The Rimington Trophy - named after former Husker center Dave Rimington - is presented annually to the nation's top center.

NINE HUSKERS NAMED TO SENIOR BOWL WATCH LIST

A total of nine Huskers made the preseason watch list for the Reese's Senior Bowl. The Reese's Senior Bowl is widely regarded as the preeminent college football all-star game and the first stage in the NFL Draft process. The 2025 game will be played on Feb. 1 in Mobile, Ala.

- Five offensive players made the Senior Bowl watch list: wide receivers **Jahmal Banks** and **Isaiah Neyor**, tight end **Thomas Fidone II** and offensive linemen **Micah Mazzucca** and **Ben Scott**.
- Four defenders also made the Senior Bowl watch list: defensive linemen **Nash Hutmacher** and **Ty Robinson** and defensive backs **Tommi Hill** and **DeShon Singleton**.

SINGLE-DIGIT NUMBERS AWARDED TO 'TOUGHEST' HUSKERS

For the second straight season, single-digit jersey numbers were awarded to the team's "toughest" players. The single-digit honorees were chosen through a players-only vote and the players then got to choose which single-digit number they wanted.

- The tradition of single-digit numbers being reserved for the chosen few dates back to Rhule's time at Temple.

"I got really tired of having a guy in my program who had spent three years at like No. 47... wanted to wear No. 1 or No. 3, and he had earned it and we would give it to a recruit," Rhule said prior to the 2023 season. "What we decided was (numbers) 1-9, now 0-9, would go to the nine or now 10 'toughest' guys on the team. When I say 'toughest', we define that for the guys, but really the guys who best exemplify what it means to be a Cornhusker. To be accountable, to be dependable, to be tough, hard-working, competitive every single day."

- The 10 players listed below were selected by their teammates to be worthy of having a single-digit number this season.

NEBRASKA SINGLE-DIGIT JERSEY PLAYERS

- » No. 0 Nash Hutmacher, DL*
- » No. 1 Jimari Butler, DL
- » No. 2 Isaac Gifford, DB*
- » No. 3 Marques Buford Jr., DB
- » No. 4 Jahmal Banks, WR
- » No. 5 John Bullock, LB*
- » No. 6 Tommi Hill, DB
- » No. 7 Malcolm Hartzog Jr., DB
- » No. 8 DeShon Singleton, DB*
- » No. 9 Ty Robinson, DL*

**also wore a single-digit jersey during the 2023 season*

RHULE LOOKS FOR ANOTHER STRONG SECOND SEASON

Nebraska went 5-7 in Matt Rhule's first season. The Huskers aim to increase their win total this season, something Rhule has done at each of his previous two collegiate head coaching stops.

- In his first head coaching job at Temple, Rhule helped the Owls to a four-win improvement from his first season to his second. Then at Baylor, Rhule guided the Bears to a six-win improvement from year one to year two. That improvement ranked third nationally and was the largest win improvement of any Power Conference program that season.
- Rhule took on rebuilding jobs at Temple, Baylor and Nebraska, which contributed to an 8-28 combined record in his first season at each school. But excluding his first season at Temple, Baylor and Nebraska, Rhule boasts a 44-22 record with three 10-win seasons in five years.
- Rhule has a proven record as a program builder. He led both Temple and Baylor to the highest win totals in program history in his third season at each school.
- Rhule guided Temple to a pair of trips to the American Athletic Conference title game, the first two appearances in the league title game in school history. His 2016 Owl team won the school's first conference title in nearly 40 years.
- Rhule led Temple to back-to-back bowl appearances for the first time in school history in 2015 and 2016.
- At Baylor, Rhule became the first head coach at a Power Conference school to take a team from 11 losses (1-11 in 2017) to 11 victories (11-3 in 2019) in two or fewer seasons.
- The 2019 Baylor team set a school record for wins with 11 and the Bears' 9-0 start was the best in school history.

MAJORITY OF STAFF RETURNS & RULE CHANGE BOLSTERS STAFF

The Huskers returned eight of their 10 full-time assistants from last season, welcoming two new full-time assistants to the coaching staff. In addition to the two new assistants, an NCAA rule change has permitted additional staff members to provide on-field coaching.

- **Donovan Raiola** is in his third season at Nebraska in 2024 after being the lone assistant coach retained by Matt Rhule following the 2022 season.
- Other returning coaches on the offensive staff include offensive coordinator **Marcus Satterfield** (second season), running backs coach **E.J. Barthel** (second season) and wide receivers coach **Garret McGuire** (second season). The four returning offensive assistants helped the Huskers rank second in the Big Ten in rushing last season.
- **Glenn Thomas** is the lone new addition to the offensive staff, serving as Nebraska's quarterbacks coach and co-offensive coordinator. He came to Lincoln after one season as an offensive assistant with the Pittsburgh Steelers, helping the Steelers to a berth in the AFC playoffs in 2023.
- Thomas spent five seasons on Matt Rhule's coaching staffs at Temple and Baylor, serving as the offensive coordinator for the Owls in 2016 and as the co-offensive coordinator at Baylor from 2017 to 2019. Thomas also has recent experience as a quarterbacks coach and offensive coordinator at Arizona State (2022) and UNLV (2020-21).
- On defense, coordinator **Tony White** (second season) returns as does linebackers coach **Rob Dvoracek** (second season) and defensive line coach **Terrance Knighton** (second season). Last year, that trio helped Nebraska post its best scoring defense, total defense and rushing defense since the Huskers joined the Big Ten in 2011.
- **John Butler** is the only new defensive assistant, serving as the Huskers' secondary coach and pass game coordinator. Butler came to Nebraska after spending the previous six seasons as the defensive backs coach for the Buffalo Bills. Buffalo had a top-five pass defense rating in five of his six seasons, helping the Bills win four AFC North titles and make five playoff appearances.
- Special teams coordinator **Ed Foley** also returns for his second season in 2024. He helped Nebraska rank third nationally in blocked kicks in his first season last fall.
- With the removal of the NCAA rule limiting the number of on-field coaches, Matt Rhule has announced 10 more staff members who will provide additional on-field coaching this fall.

ADDITIONAL COACHING RESPONSIBILITIES

- **Josh Bringuel** (assistant linebackers)
- **Ron Brown** (fullbacks and returners)
- **Aaron Coeling** (assistant offensive line)
- **Adam DiMichele** (assistant secondary/safeties)
- **Josh Martin** (assistant special teams)
- **Kevin McGarry** (senior defensive analyst)
- **Rashaan Melvin** (assistant secondary/cornerbacks)
- **Jamar Mozee** (senior football assistant)
- **Jack Potenza** (JACK linebackers)
- **Keith Williams** (tight ends)

19 PLAYING 2024 SEASON AS COLLEGE GRADUATES

Nineteen Huskers are playing this season as college graduates, including 15 players who earned their degrees from Nebraska and four players who joined the Husker program as graduate transfers. In addition to the 19 players who have already graduated, 11 Huskers are on track to earn their degrees in December.

NEBRASKA FOOTBALL RECENT ACADEMIC HIGHLIGHTS

- » 19 college graduates on the 2024 roster
- » 3.241 team grade-point average in 2024 spring semester (highest in team history)
- » 50 Academic All-Big Ten selections in 2023
- » 196 honor roll selections in the 2023-24 fall and spring semesters

COLLEGE GRADUATES ON NEBRASKA'S ROSTER

- | | |
|--|--|
| <ul style="list-style-type: none"> • Jahmal Banks • Bryce Benhart • Nate Boerkircher • John Bullock • Brian Buschini • Turner Corcoran • Gabe Ervin Jr. • Isaiah Garcia-Castaneda • Isaac Gifford • Jalyn Gramstad | <ul style="list-style-type: none"> • Heinrich Haarberg • Nash Hutmacher • Rahmir Johnson • Maurice Mazzucca • Teddy Prochazka • Ty Robinson • Ben Scott • Camden Witucki • Javin Wright |
|--|--|

CHARTING THE HUSKERS

ALL-TIME WINS

RK.	SCHOOL	WINS
1.	Michigan	1,006
2.	Ohio State	967
	Alabama	967
4.	Texas	951
5.	Notre Dame	950
6.	Oklahoma	947
7.	Penn State	932
8.	Nebraska	920

CONFERENCE TITLES

RK.	SCHOOL	TITLES
1.	Oklahoma	50
2.	Nebraska	46
3.	Michigan	45

AP NATIONAL TITLES

RK.	SCHOOL	TITLES
1.	Alabama	12
2.	Notre Dame	8
3.	Oklahoma	7
4.	Miami	5
	Ohio State	5
	USC	5
t-7.	Nebraska	4

COACHES POLL NATIONAL TITLES

RK.	SCHOOL	TITLES
1.	Alabama	11
2.	Oklahoma	6
3.	USC	5
t-4.	Nebraska	4

BOWL APPEARANCES

RK.	SCHOOL	APP.
1.	Alabama	71
2.	Texas	59
3.	Georgia	58
4.	Oklahoma	57
	Tennessee	57
6.	USC	56
7.	LSU	54
t-8.	Nebraska	53

HEISMAN TROPHY WINNERS

RK.	SCHOOL	WINNERS
1.	Notre Dame	7
	Ohio State	7
	Oklahoma	7
	USC	7
5.	Alabama	4
t-6.	Nebraska	3

NFL DRAFT PICKS

RK.	SCHOOL	PICKS
1.	Notre Dame	532
2.	USC	530
3.	Ohio State	489
4.	Oklahoma	417
5.	Michigan	415
6.	Alabama	411
7.	Penn State	389
8.	LSU	381
9.	Georgia	379
10.	Florida	373
11.	Nebraska	368

CHARTING THE HUSKERS

CONSECUTIVE HOME SELLOUTS

RK.	SCHOOL	SELLOUTS
1.	Nebraska	399
2.	Oklahoma	155

NATIONAL TITLES SINCE 1970

RK.	SCHOOL	TITLES
1.	Alabama	12
2.	Nebraska	5
	Miami	5

WINS SINCE 1970

RK.	SCHOOL	WINS
1.	Ohio State	513
2.	Oklahoma	512
3.	Alabama	505
4.	Michigan	489
5.	Georgia	487
6.	Nebraska	486

9-WIN SEASONS

RK.	SCHOOL	SEASONS
1.	Alabama	54
2.	Nebraska	50
	Oklahoma	50

10-WIN SEASONS

RK.	SCHOOL	SEASONS
1.	Alabama	43
	Oklahoma	43
3.	Michigan	32
4.	Ohio State	31
5.	Nebraska	27

WEEKS RANKED IN AP POLL

RK.	SCHOOL	WEEKS
1.	Ohio State	985
2.	Michigan	922
3.	Oklahoma	901
4.	Alabama	876
	Notre Dame	876
6.	USC	816
7.	Texas	776
8.	Nebraska	732
9.	Penn State	698

WEEKS RANKED NO. 1 IN AP POLL

RK.	SCHOOL	WEEKS
1.	Alabama	140
2.	Ohio State	105
3.	Oklahoma	101
4.	Notre Dame	98
5.	USC	91
6.	Florida State	72
7.	Nebraska	70
8.	Miami	68

NOTES FROM NEBRASKA'S 2023 SEASON

Nebraska entered 2024 with a goal of making significant progress in Matt Rhule's second season. Despite finishing 5-7 in 2023, Nebraska made strides in many areas. Four of the seven losses were by three points with a fifth loss by a touchdown in overtime. Due to injuries, Nebraska used three different starting quarterbacks in its five one-score losses.

- Nebraska had the program's fewest penalty yards per game (42.8) since 1998.
- The Huskers ranked among the nation's 15 most-improved teams in rushing offense, rushing defense, total defense and scoring defense. NU had the nation's No. 2 most-improved rush defense, the No. 3 most-improved total defense and the No. 10 most-improved scoring defense. Offensively, the Huskers had the 14th most-improved rushing attack from 2022 to 2023.
- Nebraska posted its best statistical rushing defense, total defense and scoring defense since joining the Big Ten in 2011. The Huskers allowed their fewest points per game (18.3) since 2010, their fewest yards per game (303.5) since 2009 and their fewest rushing yards per game (92.9) since 1999.
- NU ranked eighth nationally in rushing defense, 11th nationally in total defense and 13th nationally in scoring defense in 2023. The Huskers posted their highest national ranking in rushing defense since 1999 and best national ranking in total and scoring defense since 2010.
- Nebraska held eight opponents to 14 or fewer points in 2023, a first for the program since the 2009 season, when the Huskers led the nation in scoring defense.
- The Huskers held six of their 12 opponents in 2023 to fewer than 300 total yards, while also limiting eight of 12 opponents to fewer than 100 rushing yards.
- Nebraska totaled its most sacks (32) since 2014 and most tackles for loss (76) since 2016.
- Offensively, the Huskers ranked second in the Big Ten in rushing in 2023 (176.8 ypg).
- Nebraska also had one of the best big-play offenses in the Big Ten. The Huskers ranked second in the Big Ten with eight plays of 50 yards or longer in 2023 while leading the league in rushes of 40 yards or longer, 60 yards or longer and 70 yards or longer.
- From a special teams standpoint, Nebraska ranked third nationally with four blocked kicks in 2023. The Huskers recorded their most blocked kicks since 2014.

A LOOK AT NEBRASKA'S 2024 SCHEDULE

Nebraska completed non-league play at 3-0 and now moves into Big Ten action. NU plays nine Big Ten contests, including games against UCLA and USC, each of whom are in their first season as a Big Ten member. The 2024 season marks the first time since Nebraska joined the conference in 2011 that the Big Ten will not utilize a divisional format.


- Nebraska will play Illinois, Indiana, Iowa, Ohio State, Purdue, Rutgers, UCLA, USC and Wisconsin. The Huskers will not play Maryland, Michigan, Michigan State, Minnesota, Northwestern, Oregon, Penn State or Washington.
- Nebraska opened the 2024 season at home against UTEP, marking the first season since 2019 that Nebraska played its first game of the season at home. It was also the first time since 2019 that the Huskers have opened the season against a non-conference opponent.
- The Huskers played their opener in August for the fourth straight season and for the fifth time in the past five full seasons (2020 excluded).
- Nebraska finishes a four-game homestand on Friday. The four straight home games to open the season marks the Huskers' longest season-opening homestand since 2013 (five games).
- The Huskers will play their third consecutive home night game on Friday. This is only the third time in program history (also 2002 and 2008) that Nebraska has had three straight night home games.
- The Big Ten opener against Illinois on Friday at Memorial Stadium marks Nebraska's NCAA-record 400th consecutive sellout. It is also the Huskers' first weekday home game since 2001, when Nebraska played Rice on Thursday, Sept. 20, in a game postponed five days due to the Sept. 11 attacks.

NEBRASKA AMONG TOP ALL-TIME PROGRAMS

Nebraska is playing its 135th football season this fall, and the Huskers have historically been one of the top programs in college football history.

- Nebraska ranks eighth in NCAA history with 919 wins and 53 all-time bowl game appearances.
- The Huskers have won five national titles. Nebraska's four Associated Press national championships (1970, 1971, 1994, 1995) rank seventh all-time and NU's four coaches poll titles (1971, 1994, 1995, 1997) rank fourth.
- Nebraska's 46 conference titles rank second in NCAA history.
- The success extends to the classroom as well. Nebraska football has produced more Academic All-Americans (108) and more NCAA Top 10 Award winners (9) than any other team in any sport in NCAA history.

HOME OF THE HUSKERS



Memorial Stadium celebrated its 100th year in 2023. In the fall of 1922, a drive for \$430,000 in stadium construction funds was undertaken by faculty, students, alumni and friends of the University.

The stadium was named Memorial Stadium to honor all Nebraskans who served in the Civil and Spanish-American Wars; the 751 Nebraskans who died in World War I; the 3,839 in World War II; the 225 in Korea; the 422 in Vietnam; and those in Iraq.

Construction was completed in a few more than 90 working days and Memorial Stadium was dedicated on Oct. 20, 1923, at the Homecoming game in which Nebraska was held to a scoreless tie by Kansas.

The field at Memorial Stadium was named Tom Osborne Field - after the Huskers' legendary Hall-of-Fame coach - in 1998, one year after Osborne's retirement following 25 years and 255 victories as head coach.

TOP 10 HOME CROWDS

RK.	DATE	OPPONENT	ATT.
1.	Sept. 20, 2014	Miami	91,585
2.	Sept. 14, 2013	UCLA	91,471
3.	Aug. 30, 2014	Fla. Atlantic	91,441
4.	Nov. 29, 2013	Iowa	91,260
5.	Sept. 27, 2014	Illinois	91,225
6.	Nov. 22, 2014	Minnesota	91,186
7.	Aug. 31, 2013	Wyoming	91,185
8.	Nov. 2, 2013	Northwestern	91,140
9.	Nov. 1, 2014	Purdue	91,107
10.	Oct. 25, 2014	Rutgers	91,088

TOP 5 SEASON ATTENDANCE

RK.	YEAR	GAMES	TOTAL	AVG.
1.	2014	7	638,744	91,249
2.	2013	8	727,466	90,933
3.	2016	7	631,402	90,200
4.	2015	7	629,986	89,998
5.	2017	7	628,583	89,798

LONGEST HOME WIN STREAKS

RK.	BEGAN	ENDED	WINS
1.	Oct. 19, 1991	Oct. 31, 1998	47
2.	Sept. 28, 1901	Oct. 20, 1906	33
3.	Nov. 27, 1998	Nov. 2, 2002	26
4.	Sept. 27, 1969	Nov. 23, 1972	23
5.	Oct. 3, 1981	Nov. 17, 1984	21

All streaks at Memorial Stadium, except for the 33-game streak from 1901 to 1906.

2024 NEBRASKA SEASON NOTEBOOK

SCHEDULE NOTES

- Nebraska's schedule consists of three non-conference games followed by nine Big Ten contests. The 2024 season marks the first time since Nebraska joined the conference in 2011 that the Big Ten will not utilize a divisional format.
- Nebraska will play Illinois, Indiana, Iowa, Ohio State, Purdue, Rutgers, UCLA, USC and Wisconsin. The Huskers will not play Maryland, Michigan, Michigan State, Minnesota, Northwestern, Oregon, Penn State or Washington.
- Nebraska will play its first four games at home, marking the longest season-opening homestand since 2013 (five games).
- The Huskers are playing three straight home night games for only the third time in program history (also 2002 and 2008).
- The Big Ten opener against Illinois on Friday will mark the 400th sellout at Memorial Stadium. The game will also mark the first Friday night home game in school history while being the first weekday home game (excluding Black Friday) since 2001, when Nebraska played Rice on Thursday, Sept. 20, in a game postponed five days due to the Sept. 11 attacks.

COACHING STAFF NOTES

- **Matt Rhule** is in his second season at Nebraska in 2024. Rhule is in his 12th season as a head coach after previously leading programs at Temple (2013-16) and Baylor (2017-19) along with an NFL stint as head coach of the Carolina Panthers (2020-22).
- Rhule owns a career record of 55-50 in his eight seasons as a college head coach. He has a proven record as a program builder after taking on rebuilding projects at Temple, Baylor and Nebraska.
- Rhule's college teams have taken a step forward in his second season at each school. Temple improved by four wins in Rhule's second season in 2014 and Baylor improved by six wins in his second season in 2018, an improvement that led all power conference teams and ranked third in the FBS.

- Rhule then guided both the Owls and Bears to a school-record win total in his third season, when both teams also played in the conference championship game.
- Eight Husker assistants return from last season: **Marcus Satterfield** (offensive coordinator/tight ends), **Tony White** (defensive coordinator), **Ed Foley** (special teams coordinator), **E.J. Barthel** (running backs), **Rob Dvoracek** (linebackers), **Terrance Knighton** (defensive line), **Garret McGuire** (wide receivers) and **Donovan Raiola** (offensive line).
- **John Butler** (secondary/pass game coordinator) and **Glenn Thomas** (co-offensive coordinator/quarterbacks) are in their first season at NU.

ROSTER NOTES

- Nebraska's roster features 152 players. A player's class reflects the fact that the 2020 season did not count as a year of eligibility.

HUSKER ROSTER CLASS BREAKDOWN

CLASS	TOTAL	% OF ROSTER
True Freshmen	48	32%
Redshirt Freshmen	34	22%
Total Freshmen	81	54%
Sophomores	25	17%
Juniors	26	17%
Seniors	19	13%

- The roster features 91 returning players and 61 newcomers. Nebraska returns a total of 20 starters and 39 letterwinners.
- Nebraska has added 13 transfers and 48 true freshmen to its roster in 2024. Among the 13 transfers are seven FBS transfers, three junior college players, two FCS transfers and one NAIA transfer.
- All six of Nebraska's FBS transfers came from Power Conference programs (Florida, Oregon, Syracuse, Texas, USC and Wake Forest).
- The roster features players from 29 states and one foreign country (Germany).
- Nebraska has had a letterwinner from 47 of the 50 states in its history, missing only Idaho, New Hampshire and Rhode Island.
- States with multiple players on the Huskers' 2024 roster include: Nebraska (53), Texas (12), Iowa (8), Florida (7), Pennsylvania (7), California (6), New Jersey (5), Arizona (4), Colorado (4), Georgia (4), Missouri (4), Illinois (3), Louisiana (3), Maryland (3), Minnesota (3), New York (3), Tennessee (3), Hawaii (2), Kansas (2), Michigan (2), Mississippi (2), Montana (2) and South Dakota (2).
- The states of Alabama, North Carolina, Nevada, Utah, Washington and Wisconsin are each represented with one player on Nebraska's 2024 roster.
- The players who are wearing a single-digit jersey number (0-9) earned the right to wear that number through a team vote.

ACADEMIC NOTES

- A total of 19 Huskers are playing the 2024 season as graduates, including players who earned their degree at another institution before transferring to Nebraska.

HUSKERS WHO HAVE EARNED DEGREES

» Jahmal Banks	» Heinrich Haarberg
» Bryce Benhart	» Nash Hutmacher
» Nate Boerkerich	» Rahmir Johnson
» John Bullock	» Maurice Mazzucca
» Brian Buschini	» Teddy Prochazka
» Turner Corcoran	» Ty Robinson
» Gabe Ervin Jr.	» Ben Scott
» Isaiah Garcia-Castaneda	» Camden Witucki
» Isaac Gifford	» Javin Wright
» Jalyn Gramstad	

SCOUTING THE ILLINOIS FIGHTING ILLINI



Illinois has started the 2024 campaign with a trio of home victories against Eastern Illinois, No. 19 Kansas and Central Michigan. The Illini is ranked No. 24 in this week's AP poll.

The Illini enter Friday night averaging 32.7 points and 378.7 yards per game, with 225.3 yards per game through the air and 153.3 yards per game on the ground. Luke Altmeyer has completed 54-of-78 passes for 647 yards and six touchdowns. Pat Bryant leads Illinois with 15 receptions for 235 yards and four touchdowns, while Zakhari Franklin with 16 grabs for 193 yards. Kaden Feagin paces the Illinois rushing attack with 42 carries for 173 yards and three scores, while Ca'Lil Valentine has carried the ball 17 times for 96 yards.

Defensively, the Illini are allowing 8.7 points and 277.3 yards per game this season. Matthew Bailey leads the Illinois defense with a team-high 17 tackles, followed by Dylan Rosiek with 14 stops. Gabe Jacas has a team-high three tackles for loss, while Joe Barna leads the Illini with 1.5 sacks through three games. Illinois has forced nine turnovers which is fifth nationally.

8/29	Eastern Illinois	W, 45-0
9/7	No. 19 Kansas	W, 23-17
9/14	Central Michigan	W, 30-9
9/20	No. 23 Nebraska	7 p.m.
9/28	at Penn State	TBA
10/12	Purdue	TBA
10/19	Michigan	TBA
10/26	at Oregon	TBA
11/2	Minnesota	TBA
11/16	Michigan State	TBA
11/23	at Rutgers	TBA
11/30	at Northwestern	TBA

HEAD COACH INFORMATION



**HEAD COACH
BRET BIELEMA**

- Fourth Season at Illinois (21-19 Record)
- 16th Career Season (118-77 Record)

Bret Bielema is in his fourth season as the head coach at Illinois. He led the Fighting Illini to a 5-7 mark last season after an 8-5 record in 2022.

Bielema came to Illinois after serving as a coach in the NFL for three years. He spent one year as the outside linebackers and senior assistant coach for the New York Giants and two years as the defensive line coach and consultant to the head coach with the New England Patriots.

Bielema led Arkansas' football program from 2013-17, holding a 29-34 record. His first head coaching job came at Wisconsin where he finished 68-24 (2006-12).

Prior to serving as a head coach, Bielema served as an assistant coach at Iowa (1996-2001), Kansas State (2002-03) and Wisconsin (2004-05).

BIELEMA VS. NEBRASKA

Bielema will face Nebraska for the seventh time as a head coach on Friday. Bielema holds a 4-2 record against the Huskers after Nebraska picked up a road victory at Illinois last season.

2024 ILLINOIS STAT LEADERS

RUSHING	ATT.	YDS	YPC	YPG	TD
Kaden Feagin	42	173	4.1	57.7	3
Ca'Lil Valentine	17	96	5.6	32.0	0
Aidan Laughery	14	89	6.4	44.5	0

PASSING	CMP-ATT-INT	PCT	YDS	YPG	TD
Luke Altmeyer	54-78-0	69.2	647	215.7	6

RECEIVING	REC.	YDS	YPC	YPG	TD
Pat Bryant	15	235	15.7	78.3	4
Zakhari Franklin	16	193	12.1	64.3	0
Collin Dixon	3	43	14.3	14.3	0
Malik Elzy	2	51	25.5	17.0	1

PUNTING	NO.	YDS	AVG	LG	I20	50+
Hugh Robertson	11	482	43.8	52	7	2

PUNT RET.	NO.	YDS	AVG	TD
Hank Beatty	4	49	12.3	0
Mac Resetich	4	43	10.8	0

KICK RET.	NO.	YDS	AVG	TD
Kenari Wilcher	1	20	20.0	0

FIELD GOALS	FG-ATT	PCT	LG
Caleb Griffin	4-5	80.0	53

TACKLES	TACK	TFL	SCK
Matthew Bailey	17	--	--
Dylan Rosiek	14	--	--
Dennis Briggs Jr.	13	2.0	1.0
Miles Scott	13	--	--
Gabe Jacas	12	3.0	1.0
Xavier Scott	12	1.0	1.0
Seth Coleman	11	2.0	--

2024 STATISTICAL RANKING COMPARISON

NEB	NAT.	B1G	CATEGORY	B1G	NAT.	ILL
171.3	57th	9th	Rushing Offense	14th	73rd	153.3
250.0	52nd	7th	Passing Offense	10th	73rd	225.3
421.3	50th	9th	Total Offense	12th	79th	378.7
34.0	44th	6th	Scoring Offense	9th	54th	32.7
70.3	16th	6th	Rushing Defense	14th	59th	123.0
185.0	57th	11th	Pass Defense	6th	31st	151.7
255.3	23rd	5th	Total Defense	8th	33rd	274.7
6.7	8th	3rd	Scoring Defense	5th	14th	8.7
50.0%	23rd	3rd	3rd-Down Offense	13th	118th	32.2%
32.5%	46th	7th	3rd-Down Defense	13th	122nd	48.7%
78.6%	99th	15th	Red Zone Offense	14th	73rd	40.0%
60.0%	14th	4th	Red Zone Defense	11th	82nd	38.5%
36.56	107th	16th	Net Punting	13th	80th	38.18
7.17	79th	12th	Punt Returns	4th	40th	11.5
10.75	107th	14th	Punt Return Defense	10th	74th	7.33
22.0	41st	7th	Kickoff Returns	10th	58th	20.0
20.33	99th	15th	Kick Return Defense	9th	69th	18.4
6.33	71st	9th	Penalties	8th	63rd	6.0
61.33	84th	11th	Penalty Yards	7th	53rd	48.67
5	26th	5th	Turnovers Gained	2nd	5th	9
2	29th	8th	Turnovers Lost	3rd	6th	1
+1.00	23rd	7th	Turnover Margin	2nd	2nd	+2.67

ILLINOIS INFORMATION

Illinois has fielded a football team since 1890 and the Fighting Illini have tallied nearly 640 wins as a program. UI has claimed five national titles and 15 Big Ten Conference Championships.

The Fighting Illini have made 20 bowl game appearances, claiming eight wins. Illinois' last bowl game appearance came in 2022 when the Fighting Illini took on Mississippi State in the ReliaQuest Bowl. Mississippi State came away with the 19-10 victory over Illinois.

- **First Year:** 1890
- **All-Time Record:** 635-625-51
- **Bowl Record:** 8-12
- **Conference Titles:** 15
- **National Titles:** 5
- **Stadium:** Memorial Stadium
- **Capacity:** 60,670
- **Playing Surface:** FieldTurf
- **Location:** Urbana-Champaign, Ill.
- **Enrollment:** 56,644
- **Colors:** Orange and Blue

COACHING LEDGER

NEBRASKA (2023-24)

- Head Coach

CAROLINA PANTHERS (2020-22)

- Head Coach

BAYLOR (2017-2019)

- Head Coach

TEMPLE (2013-16)

- Head Coach

NEW YORK GIANTS (2012)

- Assistant Coach (Assistant OL)

TEMPLE (2006-11)

- Offensive Coordinator (TE)/ Recruiting Coordinator (2011)
- Offensive Coordinator (QB) (2008-10)
- Assistant Coach (QB)/ Recruiting Coordinator (2007)
- Assistant Coach (DL) (2006)

WESTERN CAROLINA (2002-05)

- Assistant Head Coach (OL)/ Running Game Coordinator/ Special Teams (2005)
- Assistant Head Coach (Special Teams/LB) (2003-04)
- Assistant Coach (Special Teams/LB) (2002)

UCLA (2001)

- Assistant Coach (Assistant DL)

BUFFALO (1999-2000)

- Assistant Coach (DL) (2000)
- Assistant Coach (Assistant DL) (1999)

ALBRIGHT [PA.] COLLEGE (1998)

- Assistant Coach (LB)

HEAD COACHING RECORDS

YEAR	TEAM (ROLE)	RECORD
2013	Temple	2-10
2014	Temple	6-6
2015	Temple	10-4
2016	Temple	10-3
4 SEASONS		28-23
2017	Baylor	1-11
2018	Baylor	7-6
2019	Baylor	11-3
3 SEASONS		19-20
2020	Carolina Panthers	5-11
2021	Carolina Panthers	5-12
2022	Carolina Panthers	1-4
2+ SEASONS		11-27
2023	Nebraska	5-7
2024	Nebraska	3-0
2 SEASONS		8-7
12 CAREER SEASONS		66-77
9 COLLEGE SEASONS		55-50

HEAD COACH MATT RHULE

2019 NATIONAL COACH OF THE YEAR



- 2ND SEASON AT NEBRASKA
- 9TH COLLEGIATE SEASON
- 12TH CAREER SEASON

Matt Rhule has a proven track record as a program builder. In his first two collegiate head coaching jobs at Temple (2013-16) and Baylor (2017-19), Rhule led both the Owls and the Bears to their most victories in school history in just his third season. He also took both teams to the conference championship game in year three.

Rhule took Temple from two wins in his first season to a school-record 10 victories in both his third and fourth seasons with an appearance in the conference championship game both seasons. He then took Baylor from one win in his first season to a school-record 11 victories in his third season and an appearance in the Big 12 Championship Game and the Sugar Bowl.

Before taking the Nebraska job, Rhule one won conference title, three division titles and produced three seasons with double-digit wins in a five-season span (2015-19).

TAKING TEMPLE TO NEW HEIGHTS

In his tenure at Temple from 2013 to 2016, Rhule took the Owls to new heights.

- In Rhule's second season in 2014, Temple posted the program's first win over an SEC team since 1938, its first win over a ranked opponent in 16 seasons and the program's largest margin of victory in nearly 50 years.
- Rhule won 10 games in both 2015 and 2016. He is responsible for two of the three 10-win seasons in Temple's 124-year history.
- He also took the Owls to back-to-back bowl games in 2015 and 2016, the first time Temple played in a bowl in consecutive seasons.
- In 2015, Rhule led Temple to the American Athletic Conference Championship Game, the first conference title game in program history.
- The next season, Rhule guided the Owls to their second conference title in program history and the first in nearly 40 years.
- Temple has spent a total of 16 weeks ranked in the 88-year history of the Associated Press top-25 poll. More than half of those top-25 rankings (9) came under Rhule in 2015 and 2016.

AN ENCORE AT BAYLOR

At Temple, Rhule led the Owls to their highest season win total in program history, their first conference championship game appearance and an impressive run in the national rankings. He produced an encore by repeating each of those same feats in three seasons at Baylor.

- Baylor finished with 11 losses in Rhule's first season in 2017 but two years later, he guided the Bears to 11 wins in 2019. Baylor became the first Power Conference program to go from 11 losses to 11 wins in two or fewer seasons.
- Baylor won its final two games of the 2018 season and its first nine games of the 2019 campaign. The 11 straight victories marked the second-longest winning streak in school history, while Baylor's 9-0 start in 2019 was the best start in program history.
- In 2019, Rhule led Baylor to its most wins (11) in school history, the Bears advanced to their first Big 12 Championship Game and played in the Sugar Bowl for only the second time in program history.
- Baylor finished with a No. 13 ranking in 2019, the Bears' second-highest final ranking since 1951.

NEBRASKA COACHING STAFF



MARCUS SATTERFIELD
OFFENSIVE COORDINATOR / TIGHT ENDS

- 13th season as an offensive coordinator, plus two seasons as a collegiate head coach
- South Carolina had the 4th-highest scoring offense in school history in 2022

2ND YEAR



TONY WHITE
ASSOC. HEAD COACH / DEFENSIVE COORD.

- 2022 and 2023 Broyles Award Nominee (Nation's Top Assistant Coach)
- Nebraska ranked in the top 15 nationally in rushing, scoring and total defense in 2023

2ND YEAR



E.J. BARTHEL
RUNNING BACKS

- Helped Nebraska rank 2nd in the Big Ten in rushing in 2023
- Boasts Big Ten experience at Nebraska, Penn State and Rutgers

2ND YEAR



JOHN BUTLER
PASS GAME COORDINATOR / CORNERBACKS

- Came to Nebraska after 10 seasons as an NFL assistant coach
- The Buffalo Bills had a top-5 pass defense in five of his six seasons

1ST YEAR



GARRET MCGUIRE
WIDE RECEIVERS

- 84 percent of Nebraska's receiving yards in 2023 came from first-year Huskers
- Spent two seasons in the NFL prior to joining Nebraska

2ND YEAR



ROB DVORACEK
LINEBACKERS

- Seven of his eight coaching seasons have been spent at a Power Conference team or in the NFL
- Helped Nebraska post its best statistical defense of the Big Ten era in 2023

2ND YEAR



DONOVAN RAIOLA
OFFENSIVE LINE

- Helped Nebraska rank 2nd in the Big Ten in rushing in 2023
- Has coached the offensive lines at Nebraska, Notre Dame and with the Chicago Bears

3RD YEAR



TERRANCE KNIGHTON
DEFENSIVE LINE

- Helped Nebraska rank 8th nationally in rushing defense in 2023
- Two seasons of NFL assistant coaching experience plus a 7-year NFL playing career

2ND YEAR



GLENN THOMAS
CO-OFFENSIVE COORD. / QUARTERBACKS

- Has been an offensive coordinator at Nebraska, Arizona State and Baylor
- Boasts eight years of experience as an NFL assistant coach

1ST YEAR



ED FOLEY
SPECIAL TEAMS COORDINATOR

- Nebraska ranked 3rd nationally in blocked kicks in 2023
- His special teams have ranked in the top 25 nationally in four of his last six collegiate seasons

2ND YEAR



JOSH BRINGUEL
Assistant Linebackers



RON BROWN
Fullbacks & Returners



AARON COELING
Asst. Offensive Line



ADAM DIMICHELE
Safeties



JOSH MARTIN
Asst. Special Teams



KEVIN MCGARRY
Sr. Defensive Analyst



RASHAAN MELVIN
Cornerbacks



JAMAR MOZEE
Sr. Football Assistant



JACK POTENZA
JACK Linebackers



KEITH WILLIAMS
Tight Ends

THE LAST TIME AN INDIVIDUAL...

OFFENSE

100 YARDS RUSHING

Nebraska: Chubba Purdy (105) at Wisconsin (Nov. 18, 2023)
Opponent: Kaleb Johnson (109), at Iowa (Nov. 25, 2022)

200 YARDS RUSHING

Nebraska: Ameer Abdullah (225), vs. Rutgers (Oct. 25, 2014)
Opponent: Braelon Allen (228), at Wisconsin (Nov. 20, 2021)

300 YARDS RUSHING

Nebraska: Roy Helu Jr. (307), vs. Missouri (Oct. 30, 2010)
Opponent: Melvin Gordon (408), at Wisconsin (Nov. 15, 2014)

4 RUSHING TOUCHDOWNS

Nebraska: Ameer Abdullah (4), at Northwestern (Oct. 18, 2014)
Opponent: Melvin Gordon (4), at Wisconsin (Nov. 15, 2014)

MORE THAN 4 RUSHING TOUCHDOWNS

Nebraska: Calvin Jones (6), at Kansas (Nov. 9, 1991)
Opponent: Chris Brown (6), at Colorado (Nov. 23, 2001)

300 YARDS PASSING

Nebraska: Casey Thompson (354), at Purdue (Oct. 15, 2022)
Opponent: Shedeur Sanders (393), at Colorado (Sept. 9, 2023)

400 YARDS PASSING

Nebraska: Tanner Lee (431), at Purdue (Oct. 28, 2017)
Opponent: Kyle Vantrease (409), Georgia Southern (Sept. 10, 2022)

500 YARDS PASSING

Nebraska: Joe Ganz (510), vs. Kansas State (Nov. 10, 2007)
Opponent: Tim Rattay (590), vs. Louisiana Tech (Aug. 29, 1998)

30 COMPLETIONS

Nebraska: Tanner Lee (32), at Purdue (Oct. 28, 2017)
Opponent: Shedeur Sanders (31), at Colorado (Sept. 9, 2023)

40 COMPLETIONS

Nebraska: Never Happened
Opponent: Clayton Thorson (41), at Northwestern (Oct. 13, 2018)

4 PASSING TOUCHDOWNS

Nebraska: Ryker Fyfe (4), at Purdue (Oct. 31, 2015)
Opponent: Aidan O'Connell (4), at Purdue (Oct. 15, 2022)

MORE THAN 4 PASSING TOUCHDOWNS

Nebraska: Joe Ganz (7), vs. Kansas St. (Nov. 10, 2007)
Opponent: J.T. Barrett (5), vs. Ohio State (Oct. 14, 2017)

TD PASS BY A NON-QUARTERBACK

Nebraska: De'Mornay Pierson-El (WR), at Northwestern (Oct. 18, 2014)
Opponent: Brayden Willis (TE), vs. Oklahoma (Sept. 17, 2022)

10 RECEPTIONS

Nebraska: Trey Palmer (10), vs. Oklahoma (Sept. 17, 2022)
Opponent: Travis Hunter (10), vs. Colorado (Sept. 7, 2024)

100 RECEIVING YARDS

Nebraska: Isaiah Neyor (121), vs. UTEP (Aug. 31, 2024)
Opponent: Travis Hunter (110), vs. Colorado (Sept. 7, 2024)

200 RECEIVING YARDS

Nebraska: Trey Palmer (237), at Purdue (Oct. 15, 2022)
Opponent: Jaxon Smith-Njigba (240), vs. Ohio State (Nov. 6, 2021)

3 RECEIVING TOUCHDOWNS

Nebraska: Brandon Kinnie (3), at Oklahoma State (Oct. 23, 2010)
Opponent: Dezmon Briscoe (3), at Kansas (Nov. 3, 2007)

500 TOTAL OFFENSE YARDS

Nebraska: Joe Ganz (521), at Colorado (Nov. 23, 2007)
Opponent: Tim Rattay (568), vs. Louisiana Tech (Aug. 29, 1998)

LONG OFFENSIVE PLAYS

60-69 YARD RUN

Nebraska: Trey Palmer (60), at Purdue (Oct. 15, 2022)
Opponent: Dillon Gabriel (61), vs. Oklahoma (Sept. 17, 2022)

70-79 YARD RUN

Nebraska: Josh Fleeks (74, TD), vs. Michigan (Sept. 30, 2023)
Opponent: Braelon Allen (71, TD), at Wisconsin (Nov. 20, 2021)

80-89 YARD RUN

Nebraska: Zavier Betts (83, TD), vs. Northwestern (Oct. 2, 2021)
Opponent: Jonathan Taylor (88, TD), at Wisconsin (Oct. 6, 2018)

90-99 YARD RUN

Nebraska: Taylor Martinez (92, TD), at UCLA (Sept. 8, 2012)
Opponent: Eli Roberson (91, TD), vs. Kansas St. (Nov. 16, 2002)

60-69 YARD PASS

Nebraska: Thompson to Palmer (64), at Purdue (Oct. 15, 2022)
Opponent: Sullivan to Kirtz (66), vs. Northwestern (Oct. 21, 2023)

70-79 YARD PASS

Nebraska: Haarberg to Lloyd (73, TD), vs. Purdue (Oct. 28, 2023)
Opponent: Stroud to Smith-Njigba (75), vs. Ohio St. (Nov. 6, 2021)

80-89 YARD PASS

Nebraska: Thompson to Palmer (87, TD), at Iowa (Nov. 25, 2022)
Opponent: Plummer to Bell (89, TD), at Purdue (Dec. 5, 2020)

90-99 YARD PASS

Nebraska: Armstrong Jr. to Enunwa (99, TD), vs. Georgia (Jan. 1, 2014)
Opponent: Montez to Nixon (96, TD), at Colorado (Sept. 7, 2019)

DEFENSE

15 TACKLES

Nebraska: Luke Reimer (15), vs. Northwestern (Aug. 27, 2022)
Opponent: Dorian Hopkins (16), UTEP (Aug. 31, 2024)

20 TACKLES

Nebraska: Lee Kunz (23), at Oklahoma (Nov. 25, 1977)
Opponent: Ryan Greenhagen (31), Fordham (Sept. 4, 2021)*
 *-opponent school record

3.0 OR MORE SACKS

Nebraska: Randy Gregory (3.0), at Michigan (Nov. 9, 2013)
Opponent: Mustaf Johnson (3.0), at Colorado (Sept. 7, 2019)

5 OR MORE TFLs

Nebraska: Cianté Evans (5), vs. Northwestern (Nov. 2, 2013)
Opponent: A.J. Epenesa (5), Iowa (Nov. 29, 2019)

5 PASS BREAKUPS

Nebraska: Dicaprio Bootle (5), at Michigan (Sept. 22, 2018)
Opponent: Never Happened

2 INTERCEPTIONS

Nebraska: Tommi Hill (2), vs. Purdue (Oct. 28, 2023)
Opponent: Tarheed Still (2), and Dante Trader Jr. (2) vs. Maryland (Nov. 11, 2023)

MORE THAN 2 INTERCEPTIONS

Nebraska: Matt O'Hanlon (3), vs. Oklahoma (Nov. 7, 2009)
Opponent: Anthony Brown (3), at Purdue (Oct. 31, 2015)

RETURNED AN INTERCEPTION FOR A TOUCHDOWN

Nebraska: Tommi Hill (7 yards), vs. Colorado (Sept. 7, 2024)
Opponent: Jalen Graham (45 yards), Purdue (Oct. 30, 2021)

RETURNED A FUMBLE FOR A TOUCHDOWN

Nebraska: Deontai Williams (26 yards) vs. Penn State (Nov. 14, 2020)
Opponent: Kyrdran Jenkins (55 yards) vs. Purdue (Oct. 28, 2023)

SPECIAL TEAMS

PUNT RETURN TOUCHDOWN

Nebraska: JD Spielman (76 yds), vs. South Alabama (Aug. 31, 2019)
Opponent: Jayden Reed (62 yards), at Michigan State (Sept. 25, 2021)

KICKOFF RETURN TOUCHDOWN

Nebraska: JD Spielman (99 yds), vs. Arkansas St. (Sept. 2, 2017)
Opponent: Stephen Bracey (91 yards), at Wisconsin (Nov. 20, 2021)

BLOCKED PUNT

Nebraska: Blaise Gunnerson (1), at Illinois (Oct. 6, 2022)
Opponent: B.J. Green (1), vs. Colorado (Sept. 7, 2024)

BLOCKED PUNT RETURNED FOR TOUCHDOWN

Nebraska: Malcolm Hartzog (30 yards), vs. Indiana (Oct. 1, 2022)
Opponent: Kyler Fisher (14 yds), vs. Iowa (Nov. 26, 2021)

THE LAST TIME A TEAM...

OFFENSE

300 YARDS RUSHING

Nebraska: vs. Louisiana Tech, Sept. 23, 2023 (312)
Opponent: vs. Oklahoma, Sept. 17, 2022 (312)

400 YARDS RUSHING

Nebraska: vs. Northwestern, Oct. 2, 2021 (427)
Opponent: at Minnesota, Nov. 11, 2017 (409)

500 YARDS RUSHING

Nebraska: at Baylor, Oct. 13, 2001 (641)
Opponent: at Wisconsin, Nov. 15, 2014 (581)

300 YARDS PASSING

Nebraska: at Purdue, Oct. 15, 2022 (354)
Opponent: at Colorado, Sept. 9, 2023 (396)

400 YARDS PASSING

Nebraska: at Wisconsin, Oct. 6, 2018 (407)
Opponent: Georgia Southern, Sept. 10, 2022 (409)

500 YARDS PASSING

Nebraska: vs. Kansas State, Nov. 10, 2007 (519)
Opponent: Louisiana Tech, Aug. 29, 1998 (590)

600 YARDS OF OFFENSE

Nebraska: vs. Northwestern, Oct. 2, 2021 (657)
Opponent: at Purdue, Oct. 15, 2022 (606)

700 YARDS OF OFFENSE

Nebraska: vs. Florida Atlantic, Aug. 30, 2014 (784 yards)
Opponent: Never accomplished

50 POINTS

Nebraska: vs. Northwestern, Oct. 2, 2021 (Nebraska won, 56-7)
Opponent: at Ohio State, Oct. 24, 2020 (Ohio State won 52-17)

60 POINTS

Nebraska: vs. Idaho State, Sept. 22, 2012 (Nebraska won, 73-7)
Opponent: at Ohio State, Nov. 5, 2016 (Ohio State won 62-3)

TWO 100-YARD RUSHERS

Nebraska: vs. Louisiana Tech, Sept. 23, 2023 (Haarberg, Grant)
Opponent: Illinois, Nov. 21, 2020 (Epstein, Brown)

THREE 100-YARD RUSHERS

Nebraska: vs. Minnesota, Oct. 20, 2018 (Ozigbo, Martinez, Washington)
Opponent: Wisconsin, Dec. 1, 2012 (Gordon, Ball, White)

TWO 100-YARD RECEIVERS

Nebraska: at Wisconsin, Nov. 20, 2021 (Allen, Toure)
Opponent: at Ohio State, Oct. 24, 2020 (Wilson, Olave)

BLOCKED PUNT FOR A SAFETY

Nebraska: Marquel Dismuke (1), vs. Illinois (Nov. 10, 2018)
Opponent: Keandre Jones (1), vs. Ohio St. (Nov. 3, 2018)

BLOCKED FIELD GOAL

Nebraska: Ty Robinson (1) vs. Colorado (Sept. 7, 2024)
Opponent: Jalen McKie (1) & Antonio Jones-Davis (1), vs. NIU (Sept. 14, 2019)

BLOCKED FG RETURNED FOR TOUCHDOWN

Nebraska: Quinton Newsome (68 yards), vs. Purdue (Oct. 28, 2023)
Opponent: Never Happened

DEFENSE

POSTED A SHUTOUT

Nebraska: vs. Arizona, Dec. 30, 2009 (33-0)
Opponent: at Arizona State, Sept. 21, 1996 (19-0)

RECORDED A DEFENSIVE SAFETY

Nebraska: vs. UTEP, Aug. 31, 2024 (40-7)
Opponent: at Minnesota, Oct. 16, 2021 (23-30)

2 DEFENSIVE TOUCHDOWNS

Nebraska: vs. South Alabama, Aug. 31, 2019 (1 IR, 1 fumble return)
Opponent: Northern Illinois, Sept. 16, 2017 (2 interception returns)

4 INTERCEPTIONS

Nebraska: vs. Wyoming, Sept. 10, 2016 (5)
Opponent: Maryland, Nov. 11, 2023 (4)

15 TFLs

Nebraska: at Michigan, Nov. 9, 2013 (16)
Opponent: at Michigan, Sept. 22, 2018 (15)

7 OR MORE SACKS

Nebraska: vs. Northwestern, Oct. 21, 2023 (8)
Opponent: at Michigan State, Sept. 25, 2021 (7)

15 PASS BREAKUPS

Nebraska: Kansas, Oct. 2, 2004 (17)
Opponent: Never Happened

MISCELLANEOUS

SAFETY OF ANY KIND

Nebraska: TFL in End Zone vs. UTEP (Aug. 31, 2024)
Opponent: Sack in End Zone by Minnesota (Oct. 16, 2021)

WAS NOT PENALIZED

Nebraska: at Michigan State, Nov. 4, 2023
Opponent: Michigan, Sept. 30, 2023

OVERCAME A HALFTIME DEFICIT TO WIN

Nebraska: at Rutgers, Oct. 7, 2022 (trailed 13-0, won 14-13)
Opponent: at Wisconsin, Nov. 18, 2023 (trailed 14-10, won 24-17, OT)

WON WHEN TRAILING AFTER 3 QUARTERS

Nebraska: at Rutgers, Oct. 7, 2022 (trailed 13-7, won 14-13)
Opponent: vs. Maryland, Nov. 11, 2023 (trailed 10-7, won 13-10)

OVERTIME GAME

at Wisconsin, Nov. 18, 2023 (Wisconsin won, 24-17)

NEBRASKA OVERTIME WIN

at Iowa, Nov. 28, 2014 (Nebraska won 37-34)

NUMERICAL ROSTER

2024 NEBRASKA FOOTBALL ROSTER

NO.	NAME	POS.
0	Nash Hutmacher	DL
1	Jimari Butler	DL
2	Isaac Gifford	DB
3	Marques Buford Jr.	DB
4	Jahmal Banks	WR
5	John Bullock	LB
6	Tommi Hill	DB
7	Malcolm Hartzog Jr.	DB
8	DeShon Singleton	DB
9	Ty Robinson	DL
10	Heinrich Haarberg	QB
10	Vincent Shavers Jr.	LB
11	Demitrius Bell	WR
11	Cameron Lenhardt	DL
11	Bode Soukup	QB
12	Jaidyn Doss	DB
12	Daniel Kaelin	QB
13	Brian Buschini	P
13	Isaiah Garcia-Castaneda	WR
14	Rahmir Johnson	RB
14	Kahmir Prescott	DB
14	Amare Sanders	DB
15	Dylan Raiola	QB
15	Ceyair Wright	DB
16	Janiran Bonner	WR
16	Elijah Jeudy	DL
17	Jacory Barney Jr.	WR
17	Luke Longval	QB
17	Willis McGahee IV	LB
18	Isaiah Neyor	WR
18	Princewill Umanmielen	LB
19	Jalyn Gramstad	QB
19	Jaylen Lloyd	WR
21	Dwight Bootle II	DB
21	Emmett Johnson	RB
22	Gabe Ervin Jr.	RB
22	Maverick Noonan	LB
23	Dante Dowdell	RB
23	Blye Hill	DB
24	Derek Branch	DB
24	Thomas Fidone II	TE
25	Jeremiah Charles	DB
25	Kenneth Williams	RB
26	Koby Bretz	DB
26	Roman Mangini	WR
28	Caleb Benning	DB
28	Kwinten Ives	RB
29	Mario Buford	DB
29	Carter Nelson	WR
30	Tristan Alvano	PK
30	Vincent Genatone	LB
30	DJ Singleton	WR
31	Ryker Evans	WR
32	Braylen Prude	DB
32	Rahmir Stewart	DB
32	Trent Uhler	FB
33	Maurice Mazzucca Jr.	RB
33	Javin Wright	LB
34	Barret Liebentritt	FB
34	Preston Okafor	DB
34	Larry Tarver Jr.	DB
34	Gage Wager	DB
35	D'Andre Barnes	DB
35	Mekhi Nelson	RB
36	Blake Closman	DB
37	Donovan Jones	DB
37	Kamdyn Koch	P
37	Evan Taylor	DB
38	Cooper Wilson	DB
39	Taveon Thompson	DB
40	Rowdy Bauer	RB
40	Trevor Ruth	FB
40	Brice Turner	DB
41	Elliott Brown	WR
42	Mikai Gbayor	LB

NO.	NAME	POS.	HT.	WT.	YR.	HOMETOWN (HIGH SCHOOL/COLLEGE)
30	* Alvano, Tristan	PK	6-1	205	So.	Omaha, Neb. (Westside)
4	Banks, Jahmal	WR	6-4	220	Sr.	Washington, D.C. (St. Frances Academy [Md.]/Wake Forest)
35	Barnes, D'Andre	DB	6-0	195	RFr.	Aurora, Colo. (Regis Jesuit)
17	Barney Jr., Jacory	WR	6-0	170	Fr.	Florida City, Fla. (Palmetto)
40	Bauer, Rowdy	RB	5-11	195	Fr.	Norfolk, Neb. (Norfolk)
11	Bell, Demitrius	WR	6-0	185	RFr.	Nashville, Tenn. (McGavock)
54	**** Benhart, Bryce	OL	6-9	315	Sr.	Lakeville, Minn. (Lakeville North)
28	Benning, Caleb	DB	5-11	200	Fr.	Omaha, Neb. (Westside)
96	Black, Leslie	DL	6-6	270	RFr.	Statesboro, Ga. (Statesboro)
87	** Boerkircher, Nate	TE	6-5	250	Jr.	Aurora, Neb. (Aurora)
16	* Bonner, Janiran	WR	6-2	220	So.	Ellenwood, Ga. (Cedar Grove)
43	* Booker III, Michael	LB	6-1	225	Jr.	Grand Prairie, Texas (South Grand Prairie)
21	Bootle II, Dwight	DB	5-10	180	RFr.	Miami, Fla. (Palmetto)
73	Borchers, David	DL	6-4	300	RFr.	Eldridge, Iowa (North Scott)
54	Bower, Jacob	LB	6-1	220	RFr.	Rancho Santa Margarita, Calif. (Santa Margarita Catholic)
24	Branch, Derek	DB	5-11	195	Jr.	Lincoln, Neb. (Southeast)
78	Brandl, Jacob	OL	6-3	305	RFr.	Omaha, Neb. (Creighton Prep)
26	* Bretz, Koby	DB	6-2	205	Jr.	Omaha, Neb. (Westside)
63	Brix, Grant	OL	6-6	310	Fr.	Logan, Iowa (Logan-Magnolia)
41	Brown, Elliott	WR	5-11	185	Jr.	Omaha, Neb. (Elkhorn South)
59	Buda, Grant	LB	6-0	225	Jr.	Lincoln, Neb. (Southwest)
29	Buford, Mario	DB	6-0	175	Fr.	Chicago, Ill. (DeSoto [Texas])
3	** Buford Jr., Marques	DB	5-11	190	Jr.	Chicago, Ill. (Trinity Christian/St. Thomas More [Conn.] Prep)
84	* Bullock, Alex	WR	6-2	205	Jr.	Omaha, Neb. (Creighton Prep)
5	*** Bullock, John	LB	6-0	230	Sr.	Omaha, Neb. (Creighton Prep)
13	** Buschini, Brian	P	6-1	225	Sr.	Helena, Mont. (Capital/Montana)
50	Bustard, Noah	LB	6-1	225	RFr.	Omaha, Neb. (Elkhorn South)
1	** Butler, Jimari	DL	6-5	260	Jr.	Mobile, Ala. (Murphy)
25	Charles, Jeremiah	DB	6-0	170	RFr.	Fort Worth, Texas (Arlington Martin)
89	Clark, Quinn	WR	6-5	205	Fr.	Bozeman, Mont. (Gallatin)
36	Closman, Blake	DB	5-9	195	Jr.	Elkhorn, Neb. (Millard North)
80	* Coleman, Malachi	WR	6-5	210	So.	Lincoln, Neb. (East)
98	Conneally, Conor	DL	6-4	265	RFr.	Elkhorn, Neb. (Mount Michael Benedictine)
69	*** Corcoran, Turner	OL	6-6	310	Sr.	Lawrence, Kan. (Free State)
50	Davidson, Landen	OL	6-4	310	Fr.	Broomfield, Colo. (Broomfield)
97	Davis, Keona	DL	6-5	255	Fr.	Tucson, Ariz. (Salpointe Catholic)
45	Dickey, Izaac	FB	5-10	215	Fr.	Stromsburg, Neb. (Cross County)
46	D'Onofrio, Thomas	DB	6-1	185	Fr.	Middleton, Wis. (Middleton)
12	Doss, Jaidyn	DB	6-0	195	RFr.	Kansas City, Mo. (Raymore-Peculiar)
23	Dowdell, Dante	RB	6-2	225	So.	Picayune, Miss. (Picayune/Oregon)
95	Duda, Ethan	LB	6-5	230	Fr.	Omaha, Neb. (Elkhorn South)
48	Echternach, Cayden	TE	6-4	250	RFr.	Bennington, Neb. (Bellevue West)
22	* Ervin Jr., Gabe	RB	6-1	220	Jr.	Buford, Ga. (Buford)
51	* Evans, Justin	OL	6-1	315	So.	East Orange, N.J. (Irvington)
31	Evans, Ryker	WR	5-11	180	Fr.	Elwood, Neb. (Hi-Line)
70	Fennessy, Nolan	OL	6-4	280	Fr.	Norfolk, Neb. (Norfolk Catholic)
24	* Fidone II, Thomas	TE	6-6	255	Jr.	Council Bluffs, Iowa (Lewis Central)
94	Flege, Aidan	LS	6-2	215	Jr.	Lincoln, Neb. (Southeast/Iowa Western CC)
47	Flynt, Ian	TE	6-4	255	Fr.	Katy, Texas (Taylor)
13	Garcia-Castaneda, Isaiah	WR	6-1	200	Sr.	Twentynine Palms, Calif. (Twentynine Palms/ Saddleback College/New Mexico State)
42	* Gbayor, Mikai	LB	6-2	230	Jr.	Irvington, N.J. (Irvington)
30	Genatone, Vincent	LB	6-0	225	So.	North Platte, Neb. (North Platte/Montana)
2	**** Gifford, Isaac	DB	6-1	205	Sr.	Lincoln, Neb. (Southeast)
58	Goldman, Mason	DL	6-5	260	RFr.	Gretna, Neb. (Gretna)
77	Gottula, Gunnar	OL	6-6	305	RFr.	Lincoln, Neb. (Southeast)
45	Gradney, Roger	LB	6-0	205	Fr.	Lake Charles, La. (Rice Consolidated [Texas])
19	Gramstad, Jalyn	QB	6-0	200	Sr.	Lester, Iowa (West Lyon/Northwestern College)
49	Guthrie, Rex	DB	6-1	200	Fr.	Littleton, Colo. (Heritage)
10	* Haarberg, Heinrich	QB	6-5	225	Jr.	Kearney, Neb. (Catholic)
83	Hall, Dae'vonn	WR	6-2	190	Fr.	Plattsmouth, Neb. (Bellevue West)
7	** Hartzog Jr., Malcolm	DB	5-9	180	Jr.	Silver Creek, Miss. (Jefferson Davis County)
88	Hausmann, Cooper	WR	5-11	195	So.	Roca, Neb. (Norris)
23	Hill, Blye	DB	6-4	190	So.	Baltimore, Md. (Mount St. Joseph/St. Francis)
6	** Hill, Tommi	DB	6-1	205	Sr.	Orlando, Fla. (Edgewater/Arizona State)
53	Hoffken, David	DL	6-7	255	Fr.	Kiel, Germany
90	Hohl, John	PK	6-0	180	RFr.	Lincoln, Neb. (Southwest/Iowa Western CC)
71	Hood, Jacob	OL	6-8	350	So.	Nashville, Tenn. (Hillsboro/Georgia)
0	*** Hutmacher, Nash	DL	6-4	310	Sr.	Oacoma, S.D. (Chamberlain)
82	Ingwerson, Eric	TE	6-6	250	Fr.	Papillion, Neb. (Papillion-La Vista)
28	Ives, Kwinten	RB	6-3	210	RFr.	Beverly, N.J. (Palmyra)
55	Jackson, Vincent	DL	6-5	290	RFr.	Harrisburg, Pa. (Central Dauphin East)
16	* Jeudy, Elijah	DL	6-3	285	Jr.	Philadelphia, Pa. (Northeast/Texas A&M)
21	* Johnson, Emmett	RB	5-11	200	So.	Minneapolis, Minn. (Academy of Holy Angels)
14	**** Johnson, Rahmir	RB	5-10	200	Sr.	Harlem, New York City, N.Y. (Bergen Catholic [N.J.])
37	Jones, Donovan	DB	6-1	195	Fr.	Omaha, Neb. (North)
45	Jones, Mason	DB	5-11	200	RFr.	Omaha, Neb. (Burke)
12	Kaelin, Daniel	QB	6-3	220	Fr.	Elkhorn, Neb. (Bellevue West)
49	King, Danny	TE	6-4	245	Fr.	Bloomington, Minn. (Jefferson)
75	* Knaak, Tyler	OL	6-6	325	So.	Cottonwood Heights, Utah (Brighton/Utah)
74	Knutson, Brock	OL	6-7	305	RFr.	Scottsbluff, Neb. (Scottsbluff)
37	Koch, Kamdyn	P	6-2	205	Fr.	Westminster, Md. (Winters Mill)
92	Lefotu, Sua	DL	6-3	295	RFr.	Bellflower, Calif. (St. John Bosco)
11	* Lenhardt, Cameron	DL	6-3	260	So.	Staten Island, N.Y. (IMG [Fla.] Academy)
34	* Liebentritt, Barret	FB	6-0	235	Jr.	Omaha, Neb. (Skutt Catholic/Notre Dame)
44	* Lindenmeyer, Luke	TE	6-3	250	So.	La Vista, Neb. (Papillion-La Vista)
19	* Lloyd, Jaylen	WR	5-10	180	So.	Omaha, Neb. (Westside)
17	Longval, Luke	QB	6-2	210	So.	Sioux City, Iowa (East/Iowa Western CC)
59	** Lutovsky, Henry	OL	6-6	320	Jr.	Crawfordsville, Iowa (Mount Pleasant)
76	Maciejczak, Jason	OL	6-2	305	RFr.	Pierre, S.D. (T.F. Riggs)

67	Mancino, Joey	OL	6-1	305	Jr.	Holmdel, N.J. (Holmdel)
26	Mangini, Roman	WR	5-10	170	So.	Mesa, Ariz. (Desert Ridge)
89	Markway, Mac	TE	6-4	260	So.	St. Louis, Mo. (De Smet Jesuit/LSU)
33	Mazzucca Jr., Maurice	RB	5-8	200	Sr.	Philadelphia, Pa. (Neumann-Goretti/West Chester University)
56	Mazzucca, Micah	OL	6-5	325	Sr.	Philadelphia, Pa. (St. Frances Academy [Md.] / Baylor/Florida)
17	McGahee IV, Willis	LB	6-1	235	Fr.	Miami, Fla. (Christopher Columbus)
88	McMorris, Isaiah	WR	5-10	170	Fr.	Omaha, Neb. (Bellevue West)
81	Miller, Hayes	WR	6-0	180	So.	Shawnee, Kan. (Mill Valley/Coffeyville CC)
57	Murphy, Ashton	DL	6-5	265	Fr.	Elkhorn, Neb. (South)
29	Nelson, Carter	WR	6-5	230	Fr.	Ainsworth, Neb. (Ainsworth)
35	Nelson, Mekhi	RB	5-10	185	Fr.	Wilkes-Barre, Pa. (Wilkes-Barre/St. Thomas More [Conn.] Prep)
18	Neyor, Isaiah	WR	6-4	220	Sr.	Fort Worth, Texas (Arlington Lamar/Wyoming/Texas)
22	Noonan, Maverick	LB	6-4	240	RFr.	Omaha, Neb. (Elkhorn South)
94	Ochoa, Jordan	LB	6-4	250	Fr.	Castle Rock, Colo. (Castle View)
34	Okafor, Preston	DB	6-2	180	Fr.	Omaha, Neb. (Westside)
91	Ottomanelli, Nico	PK	6-2	185	Fr.	Harrington Park, N.J. (Northern Valley - Old Tappan)
99	Parrott, Dylan	DL	6-5	315	So.	Eldridge, Iowa (North Scott)
51	Pasko, Danny	LB	6-1	225	RFr.	Chicago, Ill. (Lyons Township)
58	Peters, Jake	OL	6-3	285	Fr.	Cedar Falls, Iowa (Cedar Falls)
14	Prescott, Kahmir	DB	6-1	200	Fr.	Philadelphia, Pa. (Neumann Goretti)
65 **	Prochazka, Teddy	OL	6-10	315	Jr.	Elkhorn, Neb. (South)
32	Prude, Braylen	DB	6-4	200	Fr.	Pearland, Texas (Shadow Creek)
72	Pyle, Gibson	OL	6-5	295	Fr.	Houston, Texas (Klein Cain)
15	Raiola, Dylan	QB	6-3	230	Fr.	Buford, Ga. (Buford)
9 ****	Robinson, Ty	DL	6-6	310	Sr.	Gilbert, Ariz. (Higley)
52	Rogers, Dylan	LB	6-3	240	RFr.	Cypress, Texas (Cypress Woods)
86 *	Rollins, AJ	TE	6-5	255	Jr.	Omaha, Neb. (Creighton Prep)
73	Ruggeroli, Xander	OL	6-6	285	Fr.	Las Vegas, Nev. (Bishop Gorman)
40	Ruth, Trevor	FB	6-0	235	So.	Seward, Neb. (Seward/Nebraska-Kearney)
14	Sanders, Amare	DB	6-1	175	Fr.	Miami, Fla. (Gulliver Prep)
46	Schutt, Connor	TE	6-6	215	Fr.	Wahoo, Neb. (Bishop Neumann)
66 *	Scott, Ben	OL	6-5	310	Sr.	Honolulu, Hawaii (St. Louis/Arizona State)
79	Seagren, Grant	OL	6-6	305	RFr.	Oakland, Neb. (Oakland-Craig)
10	Shavers Jr., Vincent	LB	6-1	225	Fr.	Miami, Fla. (Miami Central)
48 *	Sherman, MJ	LB	6-3	245	Sr.	Baltimore, Md. (St. John's College [D.C.]/Georgia Greensburg, La. (St. Helena/Hutchinson [Kan.] CC)
8 **	Singleton, DeShon	DB	6-3	210	Sr.	Greensburg, La. (St. Helena/Lincoln [Neb.] East)
30	Singleton, DJ	WR	5-10	155	Fr.	Omaha, Neb. (Creighton Prep)
62	Sledge, Sam	OL	6-4	295	RFr.	Liberty, Mo. (Liberty North)
85	Smith, Keelan	WR	6-3	210	Fr.	Crowley, Texas (Arlington Martin)
81	Smith Flores, Ismael	LB	6-4	245	RFr.	Blair, Neb. (Blair)
11	Soukup, Bode	QB	6-2	195	Fr.	Omaha, Neb. (Millard South)
47	Stenger, Gage	LB	6-2	220	So.	Philadelphia, Pa. (Imhotep Institute)
32	Stewart, Rahmir	DB	5-11	210	RFr.	Pittsburg, Calif. (De La Salle)
87	Tagaloa, Brodie	DL	6-5	270	So.	Miami, Fla. (Norland)
34	Tarver Jr., Larry	DB	5-10	175	Fr.	Waipahu, Hawaii (Waipahu)
68	Taumua, Preston	OL	6-4	325	Fr.	Waxhaw, N.C. (Cuthbertson)
37	Taylor, Evan	DB	6-2	185	Fr.	Long Island, N.Y. (Zebulon B. Vance/Syracuse)
56	Thompson, Stefon	LB	6-1	240	Jr.	Lincoln, Neb. (Southeast)
39	Thompson, Taveon	DB	6-3	215	Jr.	Bay City, Texas (Bay City)
40	Turner, Brice	DB	6-1	185	RFr.	Battle Creek, Neb. (Battle Creek)
32	Uhler, Trent	FB	6-1	230	Fr.	Austin, Texas (Manor)
18 *	Umanmielen, Princwill	DL	6-5	245	So.	Argyle, Texas (Argyle)
44 *	Van Poppel, Riley	LB	6-5	290	So.	Yutan, Neb. (Yutan)
46	Wacker, Derek	LB	6-1	220	Fr.	Arlington, Texas (Arlington Martin)
34	Wager, Gage	DB	5-10	190	RFr.	Sacramento, Calif. (Jesuit/American River CC)
93	Wallin, Kai	DL	6-5	250	So.	Parkville, Mo. (Park Hill South/Iowa Central CC)
90	Williams, James	DL	6-6	250	So.	Detroit, Mich. (Lincoln [Neb.] High)
25	Williams, Kenneth	RB	5-9	180	RFr.	Bonney Lake, Wash. (Bonney Lake)
38	Wilson, Cooper	DB	6-3	195	RFr.	Grand Blanc, Mich. (Grand Blanc Community)
96	Witucki, Camden	LS	6-2	230	Jr.	Los Angeles, Calif. (Loyola/USC)
15	Wright, Ceyair	DB	6-0	180	Jr.	
33 **	Wright, Javin	LB	6-5	230	Sr.	Chandler, Ariz. (Hamilton)

Lettermen in Bold; *Indicates Letters Earned

PRONUNCIATION GUIDE

Nate Boerkircher..... BORE-kurr-churr
 Janiran Bonner..... juh-NIGH-run
 Marques Buford Jr. marr-KEESE
 Brian Buschini boo-SHEEN-ee
 Jimari Butler..... jih-MAR-ee
 Blake Clozman CLOSS-men
 Malachi Coleman MAL-uh-kie
 Cono Connealy..... kuh-KNEEL-ee
 Thomas D'Onofrio duh-NOFF-ree-oh
 Thomas Fidone II fuh-DOAN-ee
 Isaiah Garcia-Castaneda CAST-uh-NAY-duh
 Vincent Genatone..... GINN-uh-tone
 Mikai Gbaylor..... meh-KYE BAY-er
 Gunnar Gottula..... guh-TOO-luh
 Heinrich Haarberg HINE-rick HARR-burg
 Cooper Hausmann HOUZ-munn
 John Hohl..... HOLE
 Nash Gutmacher HUT-make-urr
 Eric Ingwerson ING-ger-sinn
 Elijah Jeudy..... JUDY
 Daniel Kaelin..... KAY-linn
 Tyler Knaak..... kuh-NOCK

Brock Knutson..... kuh-NEWT-son
 Kamdyn Koch..... COOK
 Sua Lefotu..... leh-FOE-too
 Barret Liebentritt LEE-ben-tritt
 Henry Lutovsky loo-TOV-skee
 Jason Maciejczak muh-CHAY-chock
 Maurice/Micah Mazzucca muh-ZOO-kuh
 Isaiah Neyor NAY-er
 Jordan Ochoa oh-CHO-uh
 Teddy Prochazka..... pro-HAH-skuh
 Dylan Raiola rye-OLE-uh
 Xander Ruggeroli..... ROUGE-er-ROLL-ee
 Sincere Safeullah..... suh-FEE-uh-luh
 DeShon Singleton..... dee-SHAWN
 Ismael Smith Flores..... FLOOR-ez
 Bode Soukup SOAK-up
 Gage Stenger..... STANG-er
 Brodie Tagaloa..... TAG-uh-LOW-uh
 Trent Uhler..... YOU-lurr
 Princwill Umanmielen ... OOH-mawn-me-ellen
 Gage Wager..... WAY-gurr
 Kai Wallin..... KYE

NUMERICAL ROSTER

43	Michael Booker III	LB
44	Luke Lindenmeyer	TE
44	Riley Van Poppel	DL
45	Izaak Dickey	FB
45	Roger Gradeny	LB
45	Mason Jones	DB
46	Thomas D'Onofrio	DB
46	Connor Schutt	TE
46	Derek Wacker	LB
47	Ian Flynt	TE
47	Gage Stenger	LB
48	Cayden Echternach	TE
48	MJ Sherman	LB
49	Rex Guthrie	DB
49	Danny King	TE
50	Noah Bustard	LB
50	Landen Davidson	OL
51	Justin Evans	OL
51	Danny Pasko	LB
52	Dylan Rogers	LB
53	David Hoffken	DL
54	Jacob Bower	LB
54	Bryce Benhart	OL
55	Vincent Jackson	DL
56	Micah Mazzucca	OL
56	Stefon Thompson	LB
57	Ashton Murphy	DL
58	Mason Goldman	DL
58	Jake Peters	OL
59	Grant Buda	LB
59	Henry Lutovsky	OL
62	Sam Sledge	OL
63	Grant Brix	OL
65	Teddy Prochazka	OL
66	Ben Scott	OL
67	Joey Mancino	OL
68	Preston Taumua	OL
69	Turner Corcoran	OL
70	Nolan Fennessy	OL
71	Jacob Hood	OL
72	Gibson Pyle	OL
73	David Borchers	DL
73	Xander Ruggeroli	OL
74	Brock Knutson	OL
75	Tyler Knaak	OL
76	Jason Maciejczak	OL
77	Gunnar Gottula	OL
78	Jacob Brandl	OL
79	Grant Seagren	OL
80	Malachi Coleman	WR
81	Hayes Miller	WR
81	Ismael Smith Flores	LB
82	Eric Ingwerson	TE
83	Dae'vonn Hall	WR
84	Alex Bullock	WR
85	Keelan Smith	WR
86	AJ Rollins	TE
87	Nate Boerkircher	TE
87	Brodie Tagaloa	DL
88	Cooper Hausmann	WR
88	Isaiah McMorris	WR
89	Quinn Clark	WR
89	Mac Markway	TE
90	John Hohl	PK
90	James Williams	DL
91	Nico Ottomanelli	PK
92	Sua Lefotu	DL
93	Kai Wallin	DL
94	Aidan Flege	LS
94	Jordan Ochoa	LB
95	Ethan Duda	LB
96	Leslie Black	DL
96	Camden Witucki	LS
97	Keona Davis	DL
98	Conor Connealy	DL
99	Dylan Parrott	DL

CAREER STARTS - OFFENSE

PLAYER	'19	'20	'21	'22	'23	'24	ALL
Benhart	0	8	10	11	12	3	44
Scott	0~	4~	13~	11~	11	3	42
Corcoran	-	1	11	12	7	3	34
Mi. Mazzucca	-	0+	0+	10+	11#	2	23
Neyor	0\$	1\$	12\$	0\$	0&	3	16
Banks	-	0*	0*	1*	10*	3	14
Boerkircher	-	0	0	4	7	1	12
Prochazka	-	-	2	3	6	0	11
Fidone II	-	-	0	0	8	3	11
R. Johnson	0	0	7	0	1	2	10
Evans	-	-	-	0	5	3	8
A. Bullock	-	-	0	0	8	0	8
Haarberg	-	-	0	0	8	0	8
G.-Castaneda	-	0^	7^	0	0	0	7
Coleman	-	-	-	-	6	0	6
E. Johnson	-	-	-	0	6	0	6
Lutovsky	-	-	0	2	2	1	5
Bonner	-	-	-	0	3	2	5
Lindenmeyer	-	-	-	0	5	0	5
Ervin Jr.	-	-	2	0	2	0	4
Raiola	-	-	-	-	-	3	3
Dowdell	-	-	-	-	0	1	1
Lloyd	-	-	-	-	1	0	1
Mancino	-	-	0	0	1	0	1

~at Arizona State; ^at New Mexico State; *at Wake Forest; +at Baylor; #at Florida; \$at Wyoming; &at Texas

CAREER STARTS - DEFENSE

PLAYER	'19	'20	'21	'22	'23	'24	ALL
Robinson	0	7	4	12	10	3	36
Gifford	-	0	0	10	12	3	25
Thompson	-	7^	12^	1^	1^	1	22
Hartzog	-	-	-	8	10	3	21
Hutmacher	-	0	0	2	12	3	17
Buford Jr.	-	-	0	11	2	3	16
Hill	-	-	0*	5	8	3	16
C. Wright	-	-	0#	11#	4#	0	15
J. Bullock	0	0	0	0	10	3	13
Butler	-	-	0	0	6	2	8
Sherman	-	0	0	0	5	3	8
Singleton	-	-	-	0	5	3	8
Gbayor	-	-	0	0	4	2	6
Lenhardt	-	-	-	-	4	1	5
J. Wright	-	0	0	1	1	0	2
Umanmielen	-	-	-	-	1	0	1

*at Arizona State; ^at Syracuse; #at USC

CAREER STARTS - SPECIAL TEAMS

PLAYER	'20	'21	'22	'23	'24	ALL
Buschini	2*	13*	12	12	3	42
Alvano	-	-	-	12	3	15

*at FCS Montana

OFFENSIVE DEPTH CHART

LT	69	Turner Corcoran	6-6	310	Sr.	Lawrence, Kan.
	79	Grant Seagren	6-6	305	RFr.	Oakland, Neb.
LG	51	Justin Evans	6-1	315	So.	East Orange, N.J.
	75	Tyler Knaak	6-6	325	So.	Cottonwood Heights, Utah
C	66	Ben Scott	6-5	310	Sr.	Honolulu, Hawaii
	62	Sam Sledge	6-4	295	RFr.	Omaha, Neb.
RG	59	Henry Lutovsky	6-6	320	Jr.	Crawfordsville, Iowa
	56	Micah Mazzucca	6-5	325	Sr.	Philadelphia, Pa.
RT	54	Bryce Benhart	6-9	315	Sr.	Lakeville, Minn.
	77	Gunnar Gottula	6-6	305	RFr.	Lincoln, Neb.
TE	24	Thomas Fidone II	6-6	255	Jr.	Council Bluffs, Iowa
	87	Nate Boerkircher	6-5	250	Jr.	Aurora, Neb.
SLOT	44	Luke Lindenmeyer	6-3	250	So.	La Vista, Neb.
	16	Janiran Bonner	6-2	220	So.	Ellenwood, Ga.
WR	29	Carter Nelson	6-5	230	Fr.	Ainsworth, Neb.
	13	Isaiah Garcia-Castaneda	6-1	200	Sr.	Twentynine Palms, Calif.
WR	4	Jahmal Banks	6-4	220	Sr.	Washington, D.C.
	19	Jaylen Lloyd	5-10	180	So.	Omaha, Neb.
WR	80	Malachi Coleman	6-5	210	So.	Lincoln, Neb.
	18	Isaiah Neyor	6-4	220	Sr.	Fort Worth, Texas
WR	17	Jacory Barney Jr.	6-0	170	Fr.	Florida City, Fla.
	84	Alex Bullock	6-2	205	Jr.	Omaha, Neb.
QB	15	Dylan Raiola	6-3	230	Fr.	Buford, Ga.
	10	Heinrich Haarberg	6-5	225	Jr.	Kearney, Neb.
QB	12	Daniel Kaelin	6-3	220	Fr.	Elkhorn, Neb.
	14	Rahmir Johnson	5-10	200	Sr.	Harlem (NYC), N.Y. -OR-
RB	23	Dante Dowdell	6-2	225	So.	Picayune, Miss.
	21	Emmett Johnson	5-11	200	So.	Minneapolis, Minn. -OR-
22	Gabe Ervin Jr.	6-1	220	Jr.	Buford, Ga.	

DEFENSIVE DEPTH CHART

DE	9	Ty Robinson	6-6	310	Sr.	Gilbert, Ariz.
	93	Kai Wallin	6-5	250	So.	Sacramento, Calif. -OR-
DE	44	Riley Van Poppel	6-5	290	So.	Argyle, Texas
	0	Nash Hutmacher	6-4	310	Sr.	Oacoma, S.D.
NT	16	Elijah Jeudy	6-3	285	Jr.	Philadelphia, Pa. -OR-
	55	Vincent Jackson	6-5	290	RFr.	Harrisburg, Pa.
DE	1	Jimari Butler	6-5	260	Jr.	Mobile, Ala.
	11	Cameron Lenhardt	6-3	260	So.	Staten Island, N.Y.
LB	90	James Williams	6-6	250	So.	Parkville, Mo.
	5	John Bullock	6-0	230	Sr.	Omaha, Neb.
LB	10	Vincent Shavers Jr.	6-1	225	Fr.	Miami, Fla.
	42	Mikai Gbayor	6-2	230	Jr.	Irvington, N.J.
JACK	56	Stefon Thompson	6-1	240	Jr.	Long Island, N.Y.
	48	MJ Sherman	6-3	245	Sr.	Baltimore, Md.
CB	18	Princewill Umanmielen	6-5	245	So.	Austin, Texas
	6	Tommi Hill	6-0	205	Fr.	Orlando, Fla.
ROV	14	Amare Sanders	6-1	175	Fr.	Miami, Fla.
	2	Isaac Gifford	6-1	205	Sr.	Lincoln, Neb.
S	32	Rahmir Stewart	5-11	210	RFr.	Philadelphia, Pa.
	7	Malcolm Hartzog Jr.	5-9	180	Jr.	Silver Creek, Miss.
S	24	Derek Branch	5-11	195	Jr.	Lincoln, Neb.
	8	DeShon Singleton	6-3	210	Sr.	Greensburg, La.
CB	26	Koby Bretz	6-2	205	Jr.	Omaha, Neb.
	3	Marques Buford Jr.	5-11	190	Jr.	Chicago, Ill.
CB	15	Ceyair Wright	6-0	180	Jr.	Los Angeles, Calif.
	23	Blye Hill	6-4	190	So.	Baltimore, Md.

SPECIAL TEAMS DEPTH CHART

PK	30	Tristan Alvano	6-1	205	So.	Omaha, Neb.
	90	John Hohl	6-0	180	RFr.	Lincoln, Neb.
P/H	13	Brian Buschini	6-1	225	Sr.	Helena, Mont.
	37	Kamdyn Koch	6-2	205	Fr.	Westminster, Md.
KO	90	John Hohl	6-0	180	RFr.	Lincoln, Neb. -OR-
	13	Brian Buschini	6-1	225	Sr.	Helena, Mont.
LS	96	Camden Witucki	6-2	230	Jr.	Grand Blanc, Mich. -OR-
	94	Aidan Flege	6-2	215	Jr.	Lincoln, Neb.
KR	17	Jacory Barney Jr.	6-0	170	Fr.	Florida City, Fla. -OR-
	14	Rahmir Johnson	5-10	200	Sr.	Harlem (NYC), N.Y.
PR	13	Isaiah Garcia-Castaneda	6-1	200	Sr.	Twentynine Palms, Calif.
	17	Jacory Barney Jr.	6-0	170	Fr.	Florida City, Fla.

2024 NEBRASKA GAME-BY-GAME STARTERS

OFFENSIVE STARTING LINEUPS

OPPONENT	WR	WR	WR	TE	RT	RG	C	LG	LT	QB	RB	PK
UTEP	Banks	Bonner	Neyor	Fidone II	Benhart	Mi. Mazzccua	Scott	Evans	Corcoran	Raiola	R. Johnson	Alvano
Colorado	Banks	Boerkircher*	Neyor	Fidone II	Benhart	Mi. Mazzccua	Scott	Evans	Corcoran	Raiola	R. Johnson	Alvano
UNI	Banks	Bonner	Neyor	Fidone II	Benhart	Lutovsky	Scott	Evans	Corcoran	Raiola	Dowdell	Alvano
Illinois												
Purdue												
Rutgers												
Indiana												
Ohio St.												
UCLA												
USC												
Wisconsin												
Iowa												

*opened with two tight ends

DEFENSIVE STARTING LINEUPS

OPPONENT	DE	NT	DE	LB	LB	JACK	CB	ROV	S	S	CB	P
UTEP	Robinson	Hutmacher	Butler	Gbayor	Bullock	Sherman	Hill	Gifford	Hartzog Jr.	Singleton	Buford Jr.	Buschini
Colorado	Robinson	Hutmacher	Butler	Gbayor	Bullock	Sherman	Hill	Gifford	Hartzog Jr.	Singleton	Buford Jr.	Buschini
UNI	Robinson	Hutmacher	Lenhardt	Thompson	Bullock	Sherman	Hill	Gifford	Hartzog Jr.	Singleton	Buford Jr.	Buschini
Illinois												
Purdue												
Rutgers												
Indiana												
Ohio St.												
UCLA												
USC												
Wisconsin												
Iowa												

2024 NEBRASKA PLAYER PARTICIPATION

PLAYER, POS.	GP	GS	PLAYER, POS.	GP	GS	PLAYER, POS.	GP	GS
Tristan Alvano, PK	3	3	Ian Flynt, TE	1	0	Hayes Miller, WR	1	0
Jahmal Banks, WR	3	3	Isaiah Garcia-Castaneda, WR	3	0	Ashton Murphy, DL	1	0
Jacory Barney Jr., WR	3	0	Mikai Gbayor, DL	3	2	Carter Nelson, WR	3	0
D'Andre Barnes, DB	1	0	Vincent Genatone, LB	3	0	Mekhi Nelson, RB	1	0
Rowdy Bauer, RB	1	0	Isaac Gifford, DB	3	3	Isaiah Neyor, WR	3	3
Bryce Benhart, OL	3	3	Mason Goldman, DL	2	0	Maverick Noonan, LB	2	0
Leslie Black, DL	1	0	Gunnar Gottula, OL	1	0	Dylan Parrott, DL	3	0
Nate Boerkircher, TE	3	1	Jalyn Gramstad, QB	1	0	Gibson Pyle, OL	1	0
Janiran Bonner, WR	3	2	Heinrich Haarberg, QB	2	0	Dylan Raiola, QB	3	3
Dwight Bootle II, DB	1	0	Malcolm Hartzog Jr., DB	3	3	Ty Robinson, DL	3	3
Jacob Bower, LB	3	0	Tommi Hill, DB	3	3	AJ Rollins, TE	2	0
Derek Branch, DB	2	0	David Hoffken, DL	2	0	Dylan Rogers, LB	3	0
Koby Bretz, DB	3	0	John Hohl, PK	3	0	Xander Ruggeroli, OL	1	0
Grant Brix, OL	1	0	Jacob Hood, OL	1	0	Amare Sanders, DB	3	0
Elliott Brown, WR	1	0	Nash Hutmacher, DL	3	3	Connor Schutt, TE	1	0
Grant Buda, LB	1	0	Eric Ingwerson, TE	1	0	Ben Scott, OL	3	3
Mario Buford, DB	3	0	Kwinten Ives, RB	1	0	Grant Seagren, OL	2	0
Marques Buford Jr., DB	3	3	Vincent Jackson, DL	3	0	Vincent Shavers Jr., LB	3	0
Alex Bullock, WR	3	0	Elijah Jeudy, DB	3	0	MJ Sherman, LB	3	3
John Bullock, LB	3	3	Emmett Johnson, RB	3	0	DeShon Singleton, DB	3	3
Brian Buschini, P	3	3	Rahmir Johnson, RB	3	2	Sam Sledge, OL	2	0
Noah Bustard, LB	1	0	Donovan Jones, DB	1	0	Keelan Smith, WR	1	0
Jimari Butler, DL	2	2	Tyler Knaak, OL	3	0	Ismael Smith Flores, LB	2	0
Jeremiah Charles, DB	3	0	Brock Knutson, OL	1	0	Gage Stenger, LB	3	0
Quinn Clark, WR	1	0	Danny King, TE	1	0	Rahmir Stewart, DB	3	0
Blake Closman, DB	1	0	Cameron Lenhardt, DL	3	1	Brodie Tagaloa, DL	1	0
Turner Corcoran, OL	3	3	Barret Liebentritt, FB	3	0	Larry Tarver Jr., DB	2	0
Landen Davidson, OL	1	0	Luke Lindenmeyer, TE	3	0	Stefon Thompson, LB	3	1
Keona Davis, DL	3	0	Jaylen Lloyd, WR	3	0	Taveon Thompson, DB	2	0
Jaidyn Doss, DB	1	0	Henry Lutovsky, OL	2	1	Brice Turner, DB	1	0
Dante Dowdell, RB	3	1	Jason Maciejczak, OL	1	0	Princewill Umanmielen, DL	3	0
Cayden Echtenach, TE	2	0	Joey Mancino, OL	2	0	Riley Van Poppel, DL	2	0
Gabe Ervin Jr., RB	3	0	Roman Mangini, WR	2	0	Kai Wallin, DL	3	0
Justin Evans, OL	3	3	Maurice Mazzccua Jr., RB	2	0	James Williams, DL	3	0
Nolan Fennesy, OL	1	0	Micah Mazzccua, OL	2	2	Kenneth Williams, RB	1	0
Thomas Fidone II, TE	3	3	Willis McGahee IV, LB	3	0	Camden Witucki, LS	2	0
Aidan Flege, LS	2	0	Isaiah McMorris, WR	1	0	Ceyair Wright, DB	3	0



TRISTAN ALVANO #30

6-1 | 205 | SO. | PK
OMAHA, NEB.

CAREER HONORS

- 2-Time Nebraska Scholar-Athlete Honor Roll

NEBRASKA RECORD

- Longest Field Goal by a Freshman: 55 yards vs. Purdue (2023)

CAREER NOTES

- Set Nebraska all-class records for field goals in a game (5 in 2022 state championship game) and in a season (16 in 2022)
- Made 27 field goals in his career, a Nebraska Class A state record
- Made five field goals in the 2022 state final, including a game-winning walk-off 50-yarder

SEASON HIGHLIGHTS

- Made a 20-yard field goal and was perfect on all five PATs against UTEP
- Tied his career high with two field goals against Northern Iowa while setting a career high with nine points

GAME-BY-GAME

OPPONENT	XP-ATT	FG-ATT	LG	BK	PTS
UTEP	5-5	1-1	20	0	8
Colorado	4-4	0-1	-	-	4
Northern Iowa	3-3	2-2	31	0	9
Illinois					
@ Purdue					
Rutgers					
@ Indiana					
@ Ohio St.					
UCLA					
@ USC					
Wisconsin					
@ Iowa					

CAREER STATS

YEAR	G/S	PAT	FG	PCT.	PTS	LG
2023	12/12	27-27	9-15	60.0	54	55
2024	3/3	12-12	3-4	75.0	21	31
TOTAL	15/15	39-39	12-19	63.2	75	55

KICKOFFS: 32 att., 14 touchbacks

CAREER HIGHS

Field Goal Attempts	3 at Illinois (2023)
Field Goals Made	2 twice
Long Field Goal	55 vs. Purdue (2023)
Points	9 vs. UNI (2024)
PATs	5 twice



JAHMAL BANKS #4

6-4 | 220 | SR. | WR
WASHINGTON, D.C.

CAREER HONORS

- Honorable-Mention All-ACC (2022 at Wake Forest)
- Nebraska Scholar-Athlete Honor Roll (Spring 2024)

2024 WATCH LIST

- Senior Bowl

PERSONAL NOTES

- Earned his degree from Wake Forest in 2023

CAREER NOTES

- Had 107 catches for 1,404 yards and 13 touchdowns in four seasons at Wake Forest (2020-23) before transferring to Nebraska

CAREER SUPERLATIVES

- 100-Yard Receiving Games: 2
- Games with 2+ TD catches: 3

SEASON HIGHLIGHTS

- One of 10 Huskers to earn a single-digit number as one of the team's "toughest" players
- Started and caught four passes for 61 yards in his debut against UTEP, including a 21-yard touchdown with two seconds left in the first half
- Had a pair of catches against Colorado
- Made a 13-yard grab against Northern Iowa

GAME-BY-GAME

OPPONENT	REC.	YDS	TD	LONG
UTEP	4	61	1	21
Colorado	2	2	0	4
Northern Iowa	1	13	0	13
Illinois				
@ Purdue				
Rutgers				
@ Indiana				
@ Ohio St.				
UCLA				
@ USC				
Wisconsin				
@ Iowa				

CAREER RECEIVING STATS

YEAR	G/S	REC.	YDS	Y/R	Y/G	TD
2020*	5/0	1	17	17.0	2.8	0
2021*	14/0	5	98	19.6	7.0	0
2022*	12/1	42	636	15.1	53.0	9
2023*	12/10	59	653	11.1	54.4	4
2024	3/3	7	76	10.9	25.3	1
TOTAL	46/14	114	1,543	13.5	33.5	14

*at Wake Forest

RUSHING: 1 att., 7 yds vs. Pittsburgh (2023)

PASSING: 1-of-1, 17 yds, 0 TDs

CAREER HIGHS

Receptions	8 twice*
Receiving Yards	141 vs. Clemson (2022)*
Receiving Touchdowns	2 three times*
Long Reception	48 vs. Missouri (2022)*

*at Wake Forest



JACORY BARNEY JR. #17

6-0 | 170 | FR. | WR
FLORIDA CITY, FLA.

2024 WATCH LIST

- The Jet Award

SEASON HIGHLIGHTS

- Has played in every game and leads Nebraska with 216 all-purpose yards (38 rushing, 68 receiving and 110 kickoff return yards)
- Had a 10-yard reception in his debut against UTEP and returned three kickoffs for 75 yards, including a long return of 35 yards
- Had six catches for 29 yards vs. Colorado with two carries for 28 yards and two kickoff returns for 35 yards
- Totaled 92 all-purpose yards against the Buffs
- Had 39 yards from scrimmage against UNI with three catches for 29 yards and a 10-yard rush for his first career touchdown

RECEIVING GAME-BY-GAME

OPPONENT	REC.	YDS	TD	LONG
UTEP	1	10	0	10
Colorado	6	29	0	9
Northern Iowa	3	29	0	14
Illinois				
@ Purdue				
Rutgers				
@ Indiana				
@ Ohio St.				
UCLA				
@ USC				
Wisconsin				
@ Iowa				

CAREER RECEIVING STATS

YEAR	G/S	REC.	YDS	Y/R	Y/G	TD
2024	3/0	10	68	6.8	22.7	0

KICK RETURNS: 5 ret., 110 yards, 0 TDs

RUSHING: 3 att., 38 yards, 1 TD

CAREER HIGHS

Receptions	6 vs. Colorado (2024)
Receiving Yards	29 twice
Receiving Touchdowns	none
Long Reception	14 vs. UNI (2024)
Rushes	2 vs. Colorado (2024)
Rushing Yards	28 vs. Colorado (2024)
Rushing Touchdowns	1 vs. UNI (2024)
Long Rush	21 vs. Colorado (2024)
Kickoff Returns	3 vs. UTEP (2024)
Kickoff Return Yards	75 vs. UTEP (2024)
Kickoff Return Touchdowns	none
Long Kickoff Return	35 vs. UTEP (2024)



BRYCE BENHART #54

6-9 | 315 | SR. | OL
LAKEVILLE, MINN.

CAREER HONORS

- Honorable-Mention All-Big Ten (2023)
- Big Ten Distinguished Scholar (2022)
- 4-Time Academic All-Big Ten
- 10-Time Nebraska Scholar-Athlete Honor Roll

NEBRASKA RECORD

- Most Career Starts at Right Tackle: 44

2024 WATCH LISTS

- Outland Trophy
- Senior Bowl

PERSONAL NOTES

- Earned his degree in criminal justice

CAREER NOTES

- Was the 12th true freshman offensive lineman to play in a game in Nebraska history
- Has made 44 career starts at right tackle, the most starts by an offensive lineman in NU history

SEASON HIGHLIGHTS

- Has started every game at right tackle
- Started at right tackle against UTEP, breaking a tie for the most starts (42) by an offensive lineman in Nebraska history

CAREER STATS

- **Games:** 50
(3 in 2019; 8 in 2020; 12 in 2021; 12 in 2022, 12 in 2023; 3 in 2024)
- **Starts:** 44
(8 in 2020; 10 in 2021; 11 in 2022; 12 in 2023; 3 in 2024)

STARTS BY AN OFFENSIVE LINEMAN

RK.	PLAYER	STARTS
1.	Bryce Benhart	44
2.	Jeremiah Sirles	41

STARTS BY A HUSKER RIGHT TACKLE

RK.	PLAYER	STARTS
1.	Bryce Benhart	44
2.	Dan Vili Waldrop	39



NATE BOERKIRCHER #87

6-5 | 250 | JR. | TE
AURORA, NEB.

CAREER HONORS

- 3-Time Academic All-Big Ten
- 7-Time Nebraska Scholar-Athlete Honor Roll

PERSONAL NOTES

- Earned his degree in finance

CAREER NOTES

- Former walk-on who was placed on scholarship in the spring of 2023

SEASON HIGHLIGHTS

- Has played in every game with one start
- Targeted once against UTEP but did not have a catch
- Started and had a career-long 25-yard reception against Colorado

GAME-BY-GAME

OPPONENT	REC.	YDS	TD	LONG
UTEP	0	0	0	-
Colorado	1	25	0	25
Northern Iowa	0	0	0	-
Illinois				
@ Purdue				
Rutgers				
@ Indiana				
@ Ohio St.				
UCLA				
@ USC				
Wisconsin				
@ Iowa				

CAREER RECEIVING STATS

YEAR	G/S	REC.	YDS	Y/R	Y/G	TD
2020						
Covid Season						
2021*	3/0	2	14	7.0	4.7	0
2022	12/4	6	52	8.7	4.3	1
2023	12/7	5	51	10.2	4.3	0
2024	3/1	1	25	25.0	8.3	0
TOTAL	30/12	14	142	10.1	4.7	1

*Redshirt season

RUSHING: 1 att., 11 yds, 0 TDs

CAREER HIGHS

Receptions	2 twice
Receiving Yards	33 at Colorado (2023)
Receiving Touchdowns	1 vs. No. Dakota (2022)
Long Reception	25 vs. Colorado (2024)



JANIRAN BONNER #16

6-2 | 220 | SO. | WR
ELLENWOOD, GA.

CAREER HONORS

- Academic All-Big Ten (2023)
- 2-Time Nebraska Scholar-Athlete Honor Roll

CAREER NOTES

- Switched from tight end to fullback prior to 2023 and then from fullback to wide receiver prior to 2024

SEASON HIGHLIGHTS

- Has played in every game with two starts
- Started against UTEP and set career highs with three catches, 26 receiving yards and a career-long 14-yard reception
- Had a five-yard reception against Northern Iowa

GAME-BY-GAME

OPPONENT	ATT.	YDS	TD	LONG
UTEP	3	26	0	14
Colorado	0	0	0	-
Northern Iowa	1	5	0	5
Illinois				
@ Purdue				
Rutgers				
@ Indiana				
@ Ohio St.				
UCLA				
@ USC				
Wisconsin				
@ Iowa				

CAREER RECEIVING STATS

YEAR	G/S	REC.	YDS	Y/R	Y/G	TD
2022						
Redshirt						
2023	12/3	1	5	5.0	0.4	0
2024	3/2	4	31	7.8	10.3	0
TOTAL	15/5	5	36	7.2	2.4	0

RUSHING: 5 att., 9 yds, 1 TD

CAREER HIGHS

Receptions	3 vs. UTEP (2024)
Receiving Yards	26 vs. UTEP (2024)
Receiving Touchdowns	none
Long Reception	14 vs. UTEP (2024)



DEREK BRANCH #24

5-11 | 195 | JR. | DB
LINCOLN, NEB.

CAREER HONORS

- 2-Time Academic All-Big Ten
- 5-Time Nebraska Scholar-Athlete Honor Roll

SEASON HIGHLIGHTS

- Has played in two games and set career highs with three tackles and 0.5 TFLs
- Played in the second game of his career against UTEP, recording his second career tackle
- Made a career-high two tackles against Northern Iowa, including a half tackle for loss for his first career TFL

GAME-BY-GAME

OPPONENT	UT-AT-TT	TFL-YD	PBU	INT
UTEP	1-0-1	0.0-0	0	0
Colorado	-Did Not Play-			
Northern Iowa	0-2-2	0.5-1	0	0
Illinois				
@ Purdue				
Rutgers				
@ Indiana				
@ Ohio St.				
UCLA				
@ USC				
Wisconsin				
@ Iowa				

CAREER TACKLE STATS

YEAR	G/S	UT	AT	TT	TFL-YD	SCK-YD
2021					Redshirt	
2022					Did Not Play	
2023	1/0	1	0	1	0.0-0	0.0-0
2024	2/0	1	2	3	0.5-1	0.0-0
TOTAL	3/0	2	2	4	0.5-1	0.0-0

CAREER MISCELLANEOUS STATS

YEAR	FF	FR	PBU	INT	QBH	BLK
2021	0	0	0	0	0	0
2022	0	0	0	0	0	0
2023	0	0	0	0	0	0
2024	0	0	0	0	0	0
TOTAL	0	0	0	0	0	0

CAREER HIGHS

Tackles	2 vs. UNI (2024)
TFLs	0.5 vs. UNI (2024)
Sacks	none
Breakups	none
Interceptions	none



MARQUES BUFORD JR. #3

5-11 | 190 | JR. | DB
CHICAGO, ILL.

CAREER HONORS

- 2-Time Academic All-Big Ten
- 5-Time Nebraska Scholar-Athlete Honor Roll

PERSONAL NOTES

- His brother, Mario, is a freshman defensive back for the Huskers

CAREER NOTES

- Suffered a major knee injury in November of 2022 that kept him out for nearly one year
- Began his career at safety before moving to cornerback this season

CAREER SUPERLATIVES

- Double-Digit Tackle Games: 1

SEASON HIGHLIGHTS

- One of 10 Huskers to earn a single-digit number as one of the team's "toughest" players
- Has started every game at cornerback
- Is tied for the team lead with two pass breakups
- Had three tackles and one pass breakup against UTEP
- Made three solo tackles against Colorado
- Had four tackles and broke up a pass against Northern Iowa

GAME-BY-GAME

OPPONENT	UT-AT-TT	TFL-YD	PBU	INT
UTEP	1-2-3	0.0-0	1	0
Colorado	3-0-3	0.0-0	0	0
Northern Iowa	2-2-4	0.0-0	1	0
Illinois				
@ Purdue				
Rutgers				
@ Indiana				
@ Ohio St.				
UCLA				
@ USC				
Wisconsin				
@ Iowa				

CAREER TACKLE STATS

YEAR	G/S	UT	AT	TT	TFL-YD	SCK-YD
2021	12/0	1	2	3	0.0-0	0.0-0
2022	11/11	36	23	59	2.5-3	0.0-0
2023*	4/2	15	3	18	3.0-14	1.0-11
2024	3/3	6	4	10	0.0-0	0.0-0
TOTAL	30/16	58	32	90	5.5-17	1.0-11

*Redshirt season

CAREER MISCELLANEOUS STATS

YEAR	FF	FR	PBU	INT	QBH	BLK
2021	0	0	0	0	0	0
2022	1	0	3	2	1	0
2023	0	0	0	0	0	0
2024	0	0	2	0	0	0
TOTAL	1	0	5	2	1	0

*Redshirt season

CAREER HIGHS

Tackles	10 at Wisconsin (2023)
TFLs	1.5 twice
Sacks	1.0 vs. Maryland (2023)
Breakups	1 five times
Interceptions	2 vs. Georgia Southern (2022)



ALEX BULLOCK #84

6-2 | 205 | JR. | WR
OMAHA, NEB.

CAREER HONORS

- 2-Time Academic All-Big Ten (2022)
- 5-Time Nebraska Scholar-Athlete Honor Roll

CAREER NOTES

- Former walk-on who was placed on scholarship during the fall of 2023

PERSONAL NOTES

- His brother John is a Husker wide receiver who also went from walk-on to scholarship player
- He and his brother both started at Colorado in 2023, marking the first time since 1987 that Nebraska had brothers start the same game on different sides of the ball

SEASON HIGHLIGHTS

- Has played in every game
- Had a 12-yard reception against UTEP

GAME-BY-GAME

OPPONENT	REC.	YDS	TD	LONG
UTEP	1	12	0	12
Colorado	0	0	0	-
Northern Iowa	0	0	0	-
Illinois				
@ Purdue				
Rutgers				
@ Indiana				
@ Ohio St.				
UCLA				
@ USC				
Wisconsin				
@ Iowa				

CAREER RECEIVING STATS

YEAR	G/S	REC.	YDS	Y/R	Y/G	TD
2021						
						Redshirt
2022	2/0	0	0	0.0	0.0	0
2023	12/8	15	221	14.7	18.4	1
2024	3/0	1	12	12.0	4.0	0
TOTAL	17/8	16	233	14.6	13.7	1

KICK RETURNS: 1 ret., 22 yds, 0 TDs

PUNT RETURNS: 2 ret., 0 yds, 0 TDs

CAREER HIGHS

Receptions	3 twice
Receiving Yards	56 at Minnesota (2023)
Receiving Touchdowns	1 at Minnesota (2023)
Long Reception	34 at Minnesota [TD] (2023)



JOHN BULLOCK #5

6-0 | 230 | SR. | LB
OMAHA, NEB.

CAREER HONORS

- 5-Time Nebraska Scholar-Athlete Honor Roll

CAREER NOTES

- Former walk-on who was placed on scholarship in the 2023 spring season

PERSONAL NOTES

- His brother Alex is a Husker wide receiver who also went from walk-on to scholarship player
- He and his brother both started at Colorado in 2023, marking the first time since 1987 that Nebraska had brothers start the same game on different sides of the ball
- Earned his degree in psychology

SEASON HIGHLIGHTS

- One of 10 Huskers to earn a single-digit number as one of the team's "toughest" players
- Has started every game
- Tied for the team lead with 3.0 tackles for loss and two pass breakups and ranks second with 16 tackles and 1.0 sack
- Made two tackles against UTEP
- Had five tackles, a career-high 2.0 TFLs, one pass breakup and one hurry against Colorado
- Had a career-high nine tackles against Northern Iowa with a sack and a pass breakup

GAME-BY-GAME

OPPONENT	UT-AT-TT	TFL-YD	SACK-YD
UTEP	0-2-2	0.0-0	0.0-0
Colorado	4-1-5	2.0-5	0.0-0
Northern Iowa	2-7-9	1.0-1	1.0-1
Illinois			
@ Purdue			
Rutgers			
@ Indiana			
@ Ohio St.			
UCLA			
@ USC			
Wisconsin			
@ Iowa			

CAREER TACKLE STATS

YEAR	G/S	UT	AT	TT	TFL-YD	SCK-YD
2019						
						Redshirt
2020						Did Not Play
2021	12/0	2	3	5	0.0-0	0.0-0
2022	10/0	1	0	1	0.0-0	0.0-0
2023	12/10	27	23	50	2.5-9	1.5-7
2024	3/3	6	10	16	3.0-6	1.0-1
TOTAL	37/13	36	36	72	5.5-15	2.5-8

CAREER MISCELLANEOUS STATS

YEAR	FF	FR	PBU	INT	QBH	BLK
2020	0	0	0	0	0	0
2021	0	0	0	0	0	0
2022	0	0	0	0	0	0
2023	1	0	2	0	1	0
2024	0	0	2	0	2	0
TOTAL	1	0	4	0	3	0

CAREER HIGHS

Tackles	9 vs. UNI (2024)
TFLs	2.0 vs. Colorado (2024)
Sacks	1.0 twice
Breakups	1 four times



BRIAN BUSCHINI #13

6-1 | 225 | SR. | P
HELENA, MONT.

CAREER HONORS

- FCS Punter of the Year (2021 at Montana)
- FCS First-Team All-American (2021 at Montana)
- First-Team All-Big Sky (2021 at Montana)
- Campbell Trophy Semifinalist (2023)
- Academic All-Big Ten (2023)
- 5-Time Nebraska Scholar-Athlete Honor Roll

2024 WATCH LIST

- Ray Guy Award

PERSONAL NOTES

- Married his wife Kellie in 2021
- Is NU's fourth all-time letterwinner from Montana
- Earned his bachelor's degree in criminal justice and his master's degree on engineering and management

CAREER NOTES

- Spent three seasons at Montana (2019-21), where he was the 2021 FCS Punter of the Year
- Ranked 3rd in the FCS in punting average in 2021 with a school-record average of 46.0
- His 44.0-yard average in 2022 was the eighth-highest average in Nebraska history

SEASON HIGHLIGHTS

- Has started every game at punter and is averaging 50.1 yards per punt with four his seven punts inside the opponent's 20-yard line
- Averaged 48.5 yards on two punts against UTEP
- Averaged 50.8 yards on five punts vs. Colorado
- Has also kicked off seven times with three touchbacks

GAME-BY-GAME

OPPONENT	NO.	AVG	I20	LONG
UTEP	2	48.5	1	53
Colorado	5	50.8	3	60
Northern Iowa	0	0.0	0	-
Illinois				
@ Purdue				
Rutgers				
@ Indiana				
@ Ohio St.				
UCLA				
@ USC				
Wisconsin				
@ Iowa				

CAREER PUNTING STATS

YEAR	NO.	AVG	LG	TB	I20	50+	BLK
2019*							
2020*	6	43.3	52	0	5	5	0
2021*	69	46.0	62	4	30	28	0
2022	68	44.0	74	6	14	16	0
2023	57	40.7	60	1	20	7	0
2024	7	50.1	60	0	4	2	0
TOTAL	207	44.0	74	11	73	58	0

*at FCS Montana (2020 played in spring of 2021)

KICKOFFS: 111 att., 42 touchbacks

CAREER HIGHS

Punts	8 vs. Indiana (2022)
Average	55.5 vs. Minnesota (2022)
Inside 20	5 vs. Louisiana Tech (2023)
50-Yard Punts	5 vs. Minnesota (2022)
Long Punt	74 vs. Wisconsin (2022)



JIMARI BUTLER #1

6-5 | 245 | JR. | DL
MOBILE, ALA.

CAREER HONORS

- Honorable-Mention All-Big Ten (2023)
- 3-Time Nebraska Scholar-Athlete Honor Roll

CAREER NOTES

- Played only one season of high school football - his senior year - after focusing on basketball beginning in the seventh grade

TOP-25 FBS RANKINGS

- Fumble Recoveries: 3rd (1)

SEASON HIGHLIGHTS

- One of 10 Huskers to earn a single-digit number as one of the team's "toughest" players
- Has started every game and has three tackles, 1.0 TFL, 1.0 sack and one fumble recovery
- Had one tackle against UTEP
- Posted two tackles against Colorado with a fumble recovery, a two-yard sack and two quarterback hurries
- Missed the Northern Iowa game

BUTLER GAME-BY-GAME

OPPONENT	UT-AT-TT	TFL-YD	SACK-YD
UTEP	1-0-1	0.0-0	0.0-0
Colorado	1-1-2	1.0-2	1.0-2
Northern Iowa		-Did Not Play-	
Illinois			
@ Purdue			
Rutgers			
@ Indiana			
@ Ohio St.			
UCLA			
@ USC			
Wisconsin			
@ Iowa			

CAREER TACKLE STATS

YEAR	G/S	UT	AT	TT	TFL-YD	SCK-YD
2020						
2021*	2/0	0	0	0	0.0-0	0.0-0
2022	12/0	5	4	9	1.5-1	0.0-0
2023	11/6	17	17	34	8.5-52	5.5-40
2024	2/2	2	1	3	1.0-2	1.0-2
TOTAL	27/8	24	22	46	11.0-55	6.5-42

*Redshirt season

CAREER MISCELLANEOUS STATS

YEAR	FF	FR	PBU	INT	QBH	BLK
2020	0	0	0	0	0	0
2021*	0	0	0	0	0	0
2022	0	0	1	0	0	0
2023	1	0	2	0	1	0
2024	1	0	0	0	2	0
TOTAL	2	0	3	0	3	0

*Redshirt season

CAREER HIGHS

Tackles	6 vs. Northwestern (2023)
TFLs	1.5 three times
Sacks	1.0 five times
Breakups	1 three times



TURNER CORCORAN #69

6-6 | 310 | SR. | OL
LAWRENCE, KAN.

CAREER HONORS

- Big Ten Distinguished Scholar (2024)
- 2-Time Academic All-Big Ten
- 6-Time Nebraska Scholar-Athlete Honor Roll

PERSONAL NOTES

- Earned his degree in criminal justice

CAREER NOTES

- Started the 2020 season finale at Rutgers at left tackle, becoming the first Husker true freshman to ever start a game at left tackle
- Became just the sixth true freshman offensive lineman to start a game in Nebraska history
- Played in three games total in 2020, becoming the 15th true freshman offensive lineman to play in a game in Nebraska history

SEASON HIGHLIGHTS

- Has started every game at left tackle
- Returned from a 2023 season-ending injury to start at left tackle against UTEP

CAREER STATS

- **Games:** 37
(3 in 2020; 12 in 2021; 12 in 2022; 7 in 2023; 3 in 2024)
- **Starts:** 34
(1 in 2020; 11 in 2021; 12 in 2022; 7 in 2023; 3 in 2024)



JUSTIN EVANS #51

6-1 | 315 | SO. | OL
EAST ORANGE, N.J.

CAREER HONORS

- Academic All-Big Ten (2023)
- 2-Time Nebraska Scholar-Athlete Honor Roll

SEASON HIGHLIGHTS

- Has started every game at left guard

CAREER STATS

- **Games:** 15 (12 in 2023; 3 in 2024)
- **Starts:** 8 (5 in 2023; 3 in 2024)



DANTE DOWDELL #23

6-2 | 225 | SO. | RB
PICAYUNE, MISS.

CAREER HONORS

- Nebraska Scholar-Athlete Honor Roll (Spring 2024)

CAREER NOTES

- Spent his freshman season at Oregon in 2023, rushing 17 times for 90 yards and one TD

SEASON HIGHLIGHTS

- Has played in every game with one start
- Leads Nebraska with 31 carries, 184 rushing yards and three touchdowns
- Had eight carries for 55 yards and one touchdown in his debut against UTEP, matching his then-career highs in carries, yards and TDs
- Set career highs with 17 carries, 74 rushing yards and two rushing touchdowns against Colorado, leading the Huskers in each of those categories
- Led NU with six carries and 55 rushing yards against Northern Iowa, including a career-long 38-yard rush

GAME-BY-GAME

OPPONENT	ATT.	YDS	TD	LONG
UTEP	8	55	1	12
Colorado	17	74	2	14
Northern Iowa	6	55	0	38
Illinois				
@ Purdue				
Rutgers				
@ Indiana				
@ Ohio St.				
UCLA				
@ USC				
Wisconsin				
@ Iowa				

CAREER RUSHING STATS

YEAR	G/S	ATT.	NET	Y/A	Y/G	TD
2023*	6/0	17	90	5.3	15.0	1
2024	3/1	31	184	5.9	61.3	3
TOTAL	9/1	48	274	5.7	30.4	4

*at Oregon

CAREER HIGHS

Attempts	17 vs. Colorado (2024)
Yards	74 vs. Colorado (2024)
Touchdowns	2 vs. Colorado (2024)
Long Rush	38 vs. UNI (2024)



GABE ERVIN JR. #22

6-0 | 220 | JR. | RB
BUFORD, GA.

CAREER HONORS

- 2-Time Nebraska Scholar-Athlete Honor Roll

CAREER NOTES

- Started as a true freshman before suffering a season-ending knee injury
- Started the 2021 season opener at Illinois, becoming the first Nebraska true freshman running back to start a season opener in the modern era

CAREER SUPERLATIVES

- Games with Multiple Rushing Touchdowns: 2

SEASON HIGHLIGHTS

- Has played in every game, rushing 11 times for 34 yards and two touchdowns
- Ranks 2nd on the team with two rushing touchdowns
- Had six carries for 24 yards against UTEP and tied his career high with two touchdowns
- Carried twice for six yards against Colorado
- Had three carries for three yards against UNI

GAME-BY-GAME

OPPONENT	ATT.	YDS	TD	LONG
UTEP	6	24	2	11
Colorado	2	6	0	5
Northern Iowa	3	3	0	4
Illinois				
@ Purdue				
Rutgers				
@ Indiana				
@ Ohio St.				
UCLA				
@ USC				
Wisconsin				
@ Iowa				

CAREER RUSHING STATS

YEAR	G/S	ATT.	NET	Y/A	Y/G	TD
2021*	4/2	37	124	3.4	31.0	2
2022	8/0	20	94	4.7	11.8	0
2023	3/2	38	196	5.2	65.3	1
2024	3/0	11	34	3.1	11.3	2
TOTAL	18/4	106	448	4.3	24.8	5

*Redshirt season

RECEIVING: 5 rec., 34 yds, 0 TDs

CAREER HIGHS

Attempts	17 at Colorado (2023)
Yards	74 at Colorado (2023)
Touchdowns	2 twice
Long Rush	27 at Minnesota (2023)
Receptions	2 twice
Receiving Yards	20 vs. No. Illinois (2023)
Receiving Touchdowns	none
Long Reception	12 vs. No. Illinois (2023)



THOMAS FIDONE II #24

6-6 | 255 | JR. | TE
COUNCIL BLUFFS, IOWA

CAREER HONORS

- 2-Time Academic All-Big Ten
- 7-Time Nebraska Scholar-Athlete Honor Roll

2024 WATCH LISTS

- Mackey Award
- Senior Bowl

CAREER NOTES

- Has suffered two major knee injuries which limited his availability in his first two seasons at Nebraska after he was the nation's No. 1 tight end in the 2021 recruiting class

SEASON HIGHLIGHTS

- Has started every game at tight end
- Has caught six passes for 27 yards
- Had three catches against UTEP
- Made a 13-yard reception against Colorado
- Had two receptions for 13 yards against UNI

GAME-BY-GAME

OPPONENT	REC.	YDS	TD	LONG
UTEP	3	1	0	2
Colorado	1	13	0	13
Northern Iowa	2	13	0	7
Illinois				
@ Purdue				
Rutgers				
@ Indiana				
@ Ohio St.				
UCLA				
@ USC				
Wisconsin				
@ Iowa				

CAREER RECEIVING STATS

YEAR	G/S	REC.	YDS	Y/R	Y/G	TD
2021*	1/0	0	0	0.0	0.0	0
2022						
2023	12/8	25	260	10.4	21.7	4
2024	3/3	6	27	4.5	9.0	0
TOTAL	16/11	31	287	9.3	17.9	4

*Redshirt season

CAREER HIGHS

Receptions	4 vs. Northern Illinois (2023)
Receiving Yards	43 at Michigan St. (2023)
Receiving Touchdowns	1 four times
Long Reception	29 [TD] vs. La. Tech (2023)



ISAIAH GARCIA-CASTANEDA #13

6-1 | 200 | SR. | WR
TWENTYNINE PALMS, CALIF.

CAREER HONORS

- Academic All-Big Ten (2023)
- 2-Time Nebraska Scholar-Athlete Honor Roll

PERSONAL NOTES

- Earned his degree in child, youth and family studies

CAREER NOTES

- New Mexico State transfer in his third year at NU
- Played in 12 games with six starts for the Aggies (2020-21), totaling 42 catches for 639 yards and four touchdowns

CAREER SUPERLATIVES

- 100-Yard Receiving Games: 2
- Games with 2+ TD Catches: 1

SEASON HIGHLIGHTS

- Has played in every game and leads Nebraska with six punt returns for 43 yards
- Returned the first three punts of his career against UTEP for 25 yards
- Had two punt returns for 16 yards vs. Colorado

PUNT RETURN GAME-BY-GAME

OPPONENT	RET.	YDS	TD	LONG
UTEP	3	25	0	13
Colorado	2	16	0	12
Northern Iowa	1	2	0	2
Illinois				
@ Purdue				
Rutgers				
@ Indiana				
@ Ohio St.				
UCLA				
@ USC				
Wisconsin				
@ Iowa				

CAREER RECEIVING STATS

YEAR	G/S	REC.	YDS	Y/R	Y/G	TD
2020*	2/0	5	61	12.2	30.5	0
2021*	10/6	37	578	15.6	57.8	4
2022	4/0	5	120	24.2	30.3	1
2023	1/0	1	7	7.0	7.0	0
2024	3/0	0	0	0.0	0.0	0
TOTAL	20/6	48	767	16.0	38.3	5

*at New Mexico State

Note: 2020 season played in the spring of 2021

PUNT RETURNS: 6 ret. 43 yds, 0 TDs
KICKOFF RETURNS: 3 ret. 31 yds, 0 TDs
RUSHING: 1 att., 6 yds, 0 TDs
PASSING: 1-for-2, 11 yards, 1 TD

CAREER HIGHS

Receptions	7 at San Jose St. (2021)*
Receiving Yards	120 vs. Northwestern (2022)
Receiving Touchdowns	2 at San Jose St. (2021)*
Long Reception	75 [TD] at New Mexico (2021)*
Punt Returns	3 vs. UTEP (2024)
Punt Return Yards	25 vs. UTEP (2024)
Long Punt Return	13 vs. UTEP (2024)

*New Mexico State



MIKAI GBAYOR #42

6-2 | 230 | JR. | LB
IRVINGTON, N.J.

CAREER HONORS

- Academic All-Big Ten (2023)
- 4-Time Nebraska Scholar-Athlete Honor Roll

SEASON HIGHLIGHTS

- Has started two games, missing a start against Northern Iowa due to a first-half targeting suspension from the previous game
- Ranks 3rd on the team with 15 tackles and 2.5 TFLs
- Tied for the team lead and matched his career high with six tackles against Colorado
- Also added his first career pass breakup and a two-yard tackle for loss against the Buffs
- Played only the second half against Northern Iowa and recorded four tackles

GAME-BY-GAME

OPPONENT	UT-AT-TT	TFL-YD	SACK-YD
UTEP	2-3-5	1.5-2	0.0-0
Colorado	3-3-6	1.0-2	0.0-0
Northern Iowa	0-4-4	0.0-0	0.0-0
Illinois			
@ Purdue			
Rutgers			
@ Indiana			
@ Ohio St.			
UCLA			
@ USC			
Wisconsin			
@ Iowa			

CAREER TACKLE STATS

YEAR	G/S	UT	AT	TT	TFL-YD	SCK-YD
2021						
2022						
2023	12/4	11	13	24	3.0-17	0.5-3
2024	3/2	5	10	15	2.5-4	0.0-0
TOTAL	15/6	16	23	39	5.5-21	0.5-3

CAREER MISCELLANEOUS STATS

YEAR	FF	FR	PBU	INT	QBH	BLK
2021						
2022						
2023	0	0	0	0	1	0
2024	0	0	1	0	1	0
TOTAL	0	0	1	0	2	0

CAREER HIGHS

Tackles	6 twice
TFLs	1.5 vs. UTEP (2024)
Sacks	0.5 at Michigan St. (2023)
Breakups	1 vs. Colorado (2024)



ISAAC GIFFORD

#2

6-1 | 205 | SR. | DB
LINCOLN, NEB.

CAREER HONORS

- Honorable-Mention All-Big Ten (2023)
- 3-Time Academic All-Big Ten
- 9-Time Nebraska Scholar-Athlete Honor Roll

2024 WATCH LIST

- Wuerffel Trophy

PERSONAL NOTES

- His brother Luke was a Husker linebacker (2014-18) who currently plays for the Tennessee Titans
- Earned his degree in management

CAREER SUPERLATIVES

- Double-Digit Tackle Games: 4

SEASON HIGHLIGHTS

- One of 10 Huskers to earn a single-digit number as one of the team's "toughest" players
- Has started every game at rover
- Leads the team with 17 tackles and has added 1.5 TFLs
- Had one tackle against UTEP
- Tied for the team lead with six tackles vs. Colorado
- Led Nebraska with 10 tackles against Northern Iowa, his fourth career game with double-digit tackles
- Added 1.5 TFLs against the Panthers

GAME-BY-GAME

OPPONENT	UT-AT-TT	TFL-YD	PBU	INT
UTEP	0-1-1	0.0-0	0	0
Colorado	2-4-6	0.0-0	0	0
Northern Iowa	4-6-10	1.5-2	0	0
Illinois				
@ Purdue				
Rutgers				
@ Indiana				
@ Ohio St.				
UCLA				
@ USC				
Wisconsin				
@ Iowa				

CAREER TACKLE STATS							
YEAR	G/S	UT	AT	TT	TFL-YD	SCK-YD	
2020	8/0	2	2	4	0.0-0	0.0-0	
2021	12/0	4	3	7	0.0-0	0.0-0	
2022	12/10	43	27	70	5.0-18	1.0-7	
2023	12/12	44	42	86	6.5-17	0.5-1	
2024	3/3	6	11	17	1.5-2	0.0-0	
TOTAL	47/25	99	85	184	13.0-37	1.5-8	

CAREER MISCELLANEOUS STATS							
YEAR	FF	FR	PBU	INT	QBH	BLK	
2020	0	0	0	0	0	0	
2021	0	0	1	0	0	0	
2022	0	0	3	0	2	0	
2023	0	0	8	1	0	0	
2024	0	0	0	0	0	0	
TOTAL	0	0	12	1	2	0	

CAREER HIGHS	
Tackles	11 twice
TFLs	2.0 twice
Sacks	1.0 vs. Illinois (2022)
Breakups	3 at Illinois (2023)
Interceptions	1 vs. La. Tech (2023)



AIDAN FLEGE

#94

6-2 | 215 | JR. | LS
LINCOLN, NEB.

CAREER NOTES

- Spent two seasons at Iowa Western CC in 2021 and 2022
- Was a student at Nebraska in 2023 but did not join the football team until prior to the 2024 season

SEASON HIGHLIGHTS

- Made his Husker debut by handling long-snapping duties for field goals and PATs against Northern Iowa

CAREER STATS

- Games: 3 (3 in 2024)



HEINRICH HAABERG

#10

6-5 | 225 | JR. | QB
KEARNEY, NEB.

CAREER HONORS

- 2-Time Academic All-Big Ten
- 4-Time Nebraska Scholar-Athlete Honor Roll

PERSONAL NOTES

- His father, Rod, was a walk-on fullback at Nebraska in the early 1990s
- Earned his degree in finance

SEASON HIGHLIGHTS

- Has played in two games
- Saw action as the No. 2 quarterback against UTEP, completing all five of his passes for 35 yards while rushing for eight yards
- Completed 3-of-3 passes for 34 yards against Northern Iowa while also rushing three times for seven yards and catching an eight-yard pass

GAME-BY-GAME

OPPONENT	COMP-ATT	YDS	TD	INT
UTEP	5-5	35	0	0
Colorado	-Did Not Play-			
Northern Iowa	3-3	34	0	0
Illinois				
@ Purdue				
Rutgers				
@ Indiana				
@ Ohio St.				
UCLA				
@ USC				
Wisconsin				
@ Iowa				

CAREER PASSING STATS							
YEAR	G/S	COMP-ATT	PCT	YDS	TD	INT	
2021							Redshirt
2022							Did Not Play
2023	10/8	77-157	49.0	967	7	7	
2024	2/0	8-8	100.0	69	0	0	
TOTAL	12/8	85-165	50.6	1,036	7	7	

RECEIVING: 3 rec., 20 yds, 0 TDs
TOTAL OFFENSE: 290 att., 1,518 yds, 12 TDs

CAREER RUSHING STATS							
YEAR	G/S	ATT.	NET	Y/A	Y/G	TD	
2021							Redshirt
2022							Did Not Play
2023	10/8	120	477	4.0	47.7	5	
2024	2/0	5	15	3.0	7.5	0	
TOTAL	12/8	125	492	3.9	41.0	5	

CAREER PASSING HIGHS	
Attempts	28 at Michigan St. (2023)
Completions	14 twice
Yards	199 vs. Michigan (2023)
Touchdowns	2 twice
Long Pass	73 [TD] vs. Purdue (2023)

CAREER RUSHING HIGHS	
Attempts	21 vs. Northern Illinois (2023)
Yards	157 vs. Louisiana Tech (2023)
Touchdowns	1 five times
Long Rush	72 [TD] vs. La. Tech (2023)



MALCOLM HARTZOG JR. #7

5-9 | 180 | JR. | DB
SILVER CREEK, MISS.

CAREER HONORS

- B1G Freshman of the Week (10/3/22)
- Academic All-Big Ten (2023)
- 2-Time Nebraska Scholar-Athlete Honor Roll

PERSONAL NOTES

- Was the first Mississippi native to sign with Nebraska out of high school since 2004

TOP-25 FBS RANKINGS

- **Interceptions:** 5th (2)

CAREER NOTES

- In 2022, was NU's first true freshman starter at cornerback since 2016
- Switched from cornerback to safety this season

SEASON HIGHLIGHTS

- One of 10 Huskers to earn a single-digit number as one of the team's "toughest" players
- Has started every game and totaled 10 tackles while leading the team with two interceptions
- Tied for the team lead with five tackles vs. UTEP and had an interception
- Had three tackles and a breakup vs. Colorado
- Had two tackles and an interception against UNI

GAME-BY-GAME

OPPONENT	UT-AT-TT	TFL-YD	PBU	INT
UTEP	5-0-5	0.0-0	0	1
Colorado	2-1-3	0.0-0	1	0
Northern Iowa	0-2-2	0.0-0	0	1
Illinois				
@ Purdue				
Rutgers				
@ Indiana				
@ Ohio St.				
UCLA				
@ USC				
Wisconsin				
@ Iowa				

CAREER TACKLE STATS

YEAR	G/S	UT	AT	TT	TFL-YD	SCK-YD
2022	12/8	12	10	22	1.0-2	0.0-0
2023	12/10	26	14	40	1.5-3	0.0-0
2024	3/3	7	3	10	0.0-0	0.0-0
TOTAL	27/21	45	27	72	2.5-5	0.0-0

CAREER MISCELLANEOUS STATS

YEAR	FF	FR	PBU	INT	QBH	BLK
2022	0	0	2	3	0	0
2023	0	0	6	0	0	0
2024	0	0	1	2	0	0
TOTAL	0	0	9	5	0	0

CAREER HIGHS

Tackles	6 at Colorado (2023)
TFLs	1.0 twice
Sacks	none
Breakups	1 nine times
Interceptions	1 five times
Punt Return TD	1 vs. Indiana [blocked] (2022)



TOMMI HILL #6

6-0 | 205 | SR. | DB
ORLANDO, FLA.

CAREER HONORS

- Honorable-Mention All-Big Ten (2023)
- Nebraska Scholar-Athlete Honor Roll (Spring 2023)

2024 WATCH LIST

- Senior Bowl

CAREER NOTES

- Spent his freshman year (2021) at Arizona State
- Started the first five games of Nebraska's 2022 season at cornerback before switching to wide receiver
- Switched back to defensive back in 2023

SEASON HIGHLIGHTS

- One of 10 Huskers to earn a single-digit number as one of the team's "toughest" players
- Has started every game at cornerback, recording 12 tackles and one interception
- Had one tackle against UTEP
- Made six tackles against Colorado and added a seven-yard interception return for a touchdown
- His pick-six was the first for Nebraska since the 2019 season
- Totaled five tackles against Northern Iowa

GAME-BY-GAME

OPPONENT	UT-AT-TT	TFL-YD	PBU	INT
UTEP	0-1-1	0.0-0	0	0
Colorado	4-2-6	0.0-0	0	1
Northern Iowa	2-3-5	0.0-0	0	0
Illinois				
@ Purdue				
Rutgers				
@ Indiana				
@ Ohio St.				
UCLA				
@ USC				
Wisconsin				
@ Iowa				

CAREER TACKLE STATS						
YEAR	G/S	UT	AT	TT	TFL-YD	SCK-YD
2021*	11/1	7	2	9	0.0-0	0.0-0
2022	11/5	10	7	17	0.0-0	0.0-0
2023	12/8	17	9	26	0.5-0	0.0-0
2024	3/3	6	6	12	0.0-0	0.0-0
TOTAL	37/17	40	24	64	0.5-0	0.0-0

*redshirt season

Note: Played WR in final 6 games of 2022

KICKOFF RETURNS: 22 att., 444 yds, 0 TD

CAREER MISCELLANEOUS STATS

YEAR	FF	FR	PBU	INT	QBH	BLK
2021*	0	0	0	0	0	0
2022	0	0	4	0	0	0
2023	0	1	9	4	0	0
2024	0	0	0	1	0	0
TOTAL	0	1	13	5	0	0

*redshirt season

CAREER HIGHS

Tackles	8 vs. Georgia Southern (2022)
TFLs	0.5 vs. Maryland (2023)
Sacks	none
Breakups	3 vs. Iowa (2023)
Interceptions	2 vs. Purdue (2023)



JOHN HOHL #90

6-0 | 180 | R-FR. | PK
LINCOLN, NEB.

CAREER HONORS

- Nebraska Scholar-Athlete Honor Roll (Spring 2024)

CAREER NOTES

- Transferred to Nebraska after spending one season and redshirting at Iowa Western in 2023
- His brother, Jacob, was a punter at Nebraska in 2022 and 2023

SEASON HIGHLIGHTS

- Has played in every game and has handled 12 of Nebraska's 19 kickoffs
- Posted two touchbacks on seven kickoffs against UTEP while limiting the Miners to an average of just 16.0 yards on three kickoff returns
- Kicked off twice against Colorado and made one tackle
- Kicked off three times against Northern Iowa with one touchback while the two returns gained a total of only 10 yards
- Also attempted and made the first extra point of his Husker career against UNI

CAREER STATS

YEAR	G/S	PAT	FG	PCT.	PTS	LG
2024	3/0	1-1	0-0	0.0	1	-

KICKOFFS: 12 att., 3 touchbacks



NASH HUTMACHER #0

6-4 | 310 | SR. | DL
OACOMA, S.D.

CAREER HONORS

- Honorable-Mention All-Big Ten (2023)
- 3-Time Academic All-Big Ten
- 9-Time Nebraska Scholar-Athlete Honor Roll

2024 WATCH LISTS

- Bednarik Award
- Senior Bowl

PERSONAL NOTES

- Earned his degree in management

CAREER NOTES

- Wrestled for Nebraska in 2023-24, finishing sixth at the Big Ten Championships and qualifying for the NCAA Championships as a heavyweight
- Was a four-time state champion wrestler with a 166-0 record at Chamberlain High School
- Won each of his final 73 matches by pin, the second-longest pin streak in the history of high school wrestling

SEASON HIGHLIGHTS

- One of 10 Huskies to earn a single-digit number as one of the team's "toughest" players
- Has started every game and recorded six tackles, 2.0 TFLs and 1.0 sack
- Had three tackles against UTEP, including a 1-yard tackle for loss
- Recorded three solo tackles against Colorado with an 11-yard sack

GAME-BY-GAME

OPPONENT	UT-AT-TT	TFL-YD	SACK-YD
UTEP	1-2-3	1.0-1	0.0-0
Colorado	3-0-3	1.0-11	1.0-11
Northern Iowa	0-0-0	0.0-0	0.0-0
Illinois			
@ Purdue			
Rutgers			
@ Indiana			
@ Ohio St.			
UCLA			
@ USC			
Wisconsin			
@ Iowa			

CAREER TACKLE STATS							
YEAR	G/S	UT	AT	TT	TFL-YD	SCK-YD	
2020*	1/0	0	0	0	0.0-0	0.0-0	
2021	11/0	0	0	0	0.0-0	0.0-0	
2022	12/2	5	10	15	0.5-1	0.0-0	
2023	12/12	14	26	40	8.0-37	4.5-30	
2024	3/3	4	2	6	2.0-12	1.0-11	
TOTAL	39/17	23	38	61	10.5-50	5.5-41	

*redshirt season

CAREER MISCELLANEOUS STATS							
YEAR	FF	FR	PBU	INT	QBH	BLK	
2020*	0	0	0	0	0	0	0
2021	0	0	0	0	0	0	0
2022	0	0	0	0	0	0	0
2023	0	0	2	0	4	1	1
2024	0	0	0	0	0	0	0
TOTAL	0	0	2	0	4	1	1

*redshirt season

CAREER HIGHS	
Tackles	7 vs. Northwestern (2023)
TFLs	2.5 twice
Sacks	2.5 vs. Northwestern (2023)
Breakups	1 twice
Blocked Field Goals	1 vs. Iowa (2023)



ELIJAH JEUDY #16

6-3 | 285 | JR. | DL
PHILADELPHIA, PA.

CAREER HONORS

- 2-Time Nebraska Scholar-Athlete Honor Roll

CAREER NOTES

- Spent two seasons at Texas A&M (2021-22), playing in three games and recording one tackle

SEASON HIGHLIGHTS

- Has played in every game
- Had a half TFL against UTEP
- Recorded a solo tackle against Northern Iowa

GAME-BY-GAME

OPPONENT	UT-AT-TT	TFL-YD	SACK-YD
UTEP	0-1-1	0.5-2	0.0-0
Colorado	0-0-0	0.0-0	0.0-0
Northern Iowa	1-0-1	0.0-0	0.0-0
Illinois			
@ Purdue			
Rutgers			
@ Indiana			
@ Ohio St.			
UCLA			
@ USC			
Wisconsin			
@ Iowa			

CAREER TACKLE STATS							
YEAR	G/S	UT	AT	TT	TFL-YD	SCK-YD	
2021^*	1/0	0	1	1	0.0-0	0.0-0	
2022^	2/0	0	0	0	0.0-0	0.0-0	
2023	11/0	4	4	8	1.0-3	0.0-0	
2024	3/0	1	1	2	0.5-2	0.0-0	
TOTAL	17/0	5	6	11	1.5-5	0.0-0	

^at Texas A&M; *redshirt season

CAREER MISCELLANEOUS STATS							
YEAR	FF	FR	PBU	INT	QBH	BLK	
2021^*	0	0	0	0	0	0	0
2022^	0	0	0	0	0	0	0
2023	0	0	0	0	0	1	1
2024	0	0	0	0	0	0	0
TOTAL	0	0	0	0	0	1	1

^at Texas A&M; *redshirt season

CAREER HIGHS	
Tackles	2 twice
TFLs	1.0 vs. Northwestern (2023)
Sacks	none
Breakups	none
Blocked Field Goal	1 vs. Purdue (2023)



EMMETT JOHNSON #21

5-11 | 200 | SO. | RB
MINNEAPOLIS, MINN.

CAREER HONORS

- Academic All-Big Ten (2023)
- 3-Time Nebraska Scholar-Athlete Honor Roll

SEASON HIGHLIGHTS

- Has played in every game
- Ranks 2nd on the team with 124 rushing yards and 3rd with 13 carries
- Leads Nebraska's running backs with an average of 9.5 yards per carry
- Has also caught four passes for 48 yards
- Had eight carries for 71 yards against UTEP, including a career-long 42-yard carry
- Also had a five-yard catch against the Miners
- Had one carry for three yards against Colorado
- Totaled 93 yards from scrimmage vs. UNI
- Had four carries for 50 yards, including a 36-yard touchdown run
- Added three catches for 43 yards with a career-long 24-yard reception

GAME-BY-GAME

OPPONENT	ATT.	YDS	TD	LONG
UTEP	8	71	0	42
Colorado	1	3	0	3
Northern Iowa	4	50	1	36
Illinois				
@ Purdue				
Rutgers				
@ Indiana				
@ Ohio St.				
UCLA				
@ USC				
Wisconsin				
@ Iowa				

CAREER RUSHING STATS

YEAR	G/S	ATT.	NET	Y/A	Y/G	TD
2022*	4/0	0	0	0.0	0.0	0
2023	12/6	90	411	4.6	34.3	2
2024	3/0	13	124	9.5	41.3	1
TOTAL	19/6	103	535	5.2	28.2	3

*redshirt season

RECEIVING: 11 rec., 96 yds, 0 TDs

KICKOFF RETURNS: 1 ret., 15 yds, 0 TDs

CAREER HIGHS

Rushing Attempts	17 vs. Maryland (2023)
Rushing Yards	84 vs. Maryland (2023)
Rushing TDs	1 three times
Long Rush	42 vs. UTEP (2024)
Receptions	3 twice
Receiving Yards	43 vs. UNI (2024)
Receiving TDs	none
Long Reception	24 vs. UNI (2024)



RAHMIR JOHNSON #14

5-10 | 200 | SR. | RB
HARLEM (NYC), N.Y.

CAREER HONORS

- 4-Time Nebraska Scholar-Athlete Honor Roll

PERSONAL NOTES

- Earned his degree in advertising and public relations

CAREER SUPERLATIVES

- Games with Multiple Rushing Touchdowns: 2
- 100-Yard Receiving Games: 1

SEASON HIGHLIGHTS

- Has started two games and ranks 2nd on the team with 22 carries and 3rd with 87 rushing yards
- Had 11 carries for 50 yards against UTEP
- Rushed nine times for 33 yards against Colorado and led Nebraska with eight catches and 49 receiving yards
- Totaled 82 yards from scrimmage against the Buffs and had an 18-yard touchdown reception
- Had four yards rushing and two catches for 28 yards against Northern Iowa

GAME-BY-GAME

OPPONENT	ATT.	YDS	TD	LONG
UTEP	11	50	0	13
Colorado	9	33	0	11
Northern Iowa	2	4	0	2
Illinois				
@ Purdue				
Rutgers				
@ Indiana				
@ Ohio St.				
UCLA				
@ USC				
Wisconsin				
@ Iowa				

CAREER RUSHING STATS

YEAR	G/S	ATT.	NET	Y/A	Y/G	TD
2019*	4/0	21	64	3.0	16.3	1
2020	6/0	8	30	3.8	5.0	1
2021	10/7	112	495	4.4	49.5	4
2022	10/0	19	85	4.5	8.5	0
2023	3/1	12	65	5.4	21.7	0
2024	3/2	22	92	4.2	30.7	0
TOTAL	36/10	194	826	4.3	22.9	6

*redshirt season

KICKOFF RETURNS: 9 ret., 194 yds, 0 TD

CAREER RECEIVING STATS

YEAR	G/S	REC.	YDS	Y/R	Y/G	TD
2019*	4/0	1	12	12.0	3.0	0
2020	6/0	6	33	5.5	5.5	0
2021	10/7	16	197	12.3	19.7	2
2022	10/0	1	7	7.0	0.8	0
2023	3/1	3	9	3.0	3.0	0
2024	3/2	10	78	7.8	26.0	1
TOTAL	36/10	37	336	9.1	9.3	3

*redshirt season

CAREER HIGHS

Rushing Attempts	19 at Michigan St. (2021)
Rushing Yards	83 at Minnesota (2021)
Rushing TDs	2 twice
Long Rush	44 at Colorado (2023)
Receptions	8 vs. Colorado (2024)
Receiving Yards	105 vs. Michigan (2021)
Receiving Touchdowns	1 three times
Long Reception	43 vs. Michigan (2021)
Kickoff Returns	3 at Ohio St. (2020)
Kickoff Return Yards	63 at Minnesota (2023)
Long Kickoff Return	63 at Minnesota (2023)



**CAMERON
LENHARDT #11**

6-3 | 260 | SO. | DL
STATEN ISLAND, N.Y.

CAREER HONORS

- Honorable-Mention Freshman All-American (2023)
- Nebraska Scholar-Athlete Honor Roll (Fall 2023)

CAREER NOTES

- First true freshman defensive lineman to start a Nebraska season opener in the modern era
- Just the 2nd true freshman defensive lineman to start a game for Nebraska in the modern era (Maliek Collins started the 2014 Gator Bowl at the end of his true freshman season)
- Started 4 games as a true freshman, more than all other true freshman defensive linemen at Nebraska combined in the modern era
- 1 of 9 true freshmen to start a season opener for Nebraska in the modern era (not counting punters and kickers)

SEASON HIGHLIGHTS

- Has played in every game with one start
- Had a half tackle for loss against UTEP
- Recorded three tackles with 1.5 tackles for loss and a half sack against Colorado
- Started and made three tackles against UNI

GAME-BY-GAME

OPPONENT	UT-AT-TT	TFL-YD	SACK-YD
UTEP	0-1-1	0.5-1	0.0-0
Colorado	2-1-3	1.5-1	0.5-0
Northern Iowa	0-3-3	0.0-0	0.0-0
Illinois			
@ Purdue			
Rutgers			
@ Indiana			
@ Ohio St.			
UCLA			
@ USC			
Wisconsin			
@ Iowa			

CAREER TACKLE STATS

YEAR	G/S	UT	AT	TT	TFL-YD	SCK-YD
2023	10/4	9	7	16	5.0-22	3.0-17
2024	3/1	2	5	7	2.0-2	0.5-0
TOTAL	13/5	11	12	23	7.0-24	3.5-17

CAREER MISCELLANEOUS STATS

YEAR	FF	FR	PBU	INT	QBH	BLK
2023	0	0	0	0	1	0
2024	0	0	0	0	1	0
TOTAL	0	0	0	0	2	0

CAREER HIGHS

Tackles	4 at Michigan St. (2023)
TFLs	2.0 at Colorado (2023)
Sacks	2.0 at Colorado (2023)
Breakups	none



**JAYLEN
LLOYD #19**

5-10 | 180 | SO. | WR
OMAHA, NEB.

CAREER NOTES

- Averaged 39.5 yards per catch as a true freshman in 2024 with three touchdown catches of at least 58 yards
- Competed in track and field for Nebraska in 2024, finishing fifth at the Big Ten Indoor Championships in the long jump and seventh in the triple jump
- Finished fourth in the long jump at the 2024 Big Ten Outdoor Championships and 12th in the triple jump

SEASON HIGHLIGHTS

- Has played in every game
- Caught a 36-yard pass against Colorado
- Had a 59-yard reception against Northern Iowa

GAME-BY-GAME

OPPONENT	REC.	YDS	TD	LONG
UTEP	0	0	0	-
Colorado	1	36	0	36
Northern Iowa	1	59	0	59
Illinois				
@ Purdue				
Rutgers				
@ Indiana				
@ Ohio St.				
UCLA				
@ USC				
Wisconsin				
@ Iowa				

CAREER RECEIVING STATS

YEAR	G/S	REC.	YDS	Y/R	Y/G	TD
2023	10/1	6	237	39.5	23.7	3
2024	3/0	2	95	47.5	31.7	0
TOTAL	13/1	8	332	41.5	25.5	3

RUSHING: 4 att., 11 yds, 0 TDs

CAREER HIGHS

Receptions	1 eight times
Receiving Yards	73 vs. Purdue (2023)
Receiving Touchdowns	1 three times
Long Reception	73 [TD] vs. Purdue (2023)
Rushing Attempts	1 four times
Rushing Yards	9 at Minnesota (2023)
Rushing Touchdowns	none
Long Rush	9 at Minnesota (2023)



**HENRY
LUTOVSKY #59**

6-6 | 320 | JR. | OL
CRAWFORDSVILLE, IOWA

CAREER HONORS

- Academic All-Big Ten (2023)
- 5-Time Nebraska Scholar-Athlete Honor Roll

CAREER NOTES

- Played in two games in 2021, becoming the 17th true freshman offensive lineman to play in a game in Nebraska history

SEASON HIGHLIGHTS

- Has played in two games with one start at right guard against Northern Iowa

CAREER STATS

- **Games:** 28 (2 in 2021; 12 in 2022; 12 in 2023; 2 in 2024)
- **Starts:** 5 (2 in 2022; 2 in 2023; 1 in 2024)



**MICAH
MAZZUCCA #56**

6-5 | 325 | SR. | OL
PHILADELPHIA, PA.

2024 WATCH LIST

- Senior Bowl

CAREER NOTES

- His brother, Maurice, is a senior running back for the Huskers

CAREER NOTES

- Played at Baylor and Florida before transferring to Nebraska
- Played in 20 games at Baylor in 2021 and 2022 with 10 starts
- Played and started 11 games at Florida in 2022

SEASON HIGHLIGHTS

- Has started two games at right guard

CAREER STATS

- **Games:** 33 (9 in 2021*; 11 in 2022*; 11 in 2023^; 2 in 2024)
- **Starts:** 23 (10 in 2022*; 11 in 2023^; 2 in 2024)

*at Baylor; ^at Florida



**WILLIS
McGAHEE IV #17**

6-1 | 235 | FR. | LB
MIAMI, FLA.

CAREER HONORS

- Nebraska Scholar-Athlete Honor Roll (Spring 2024)

SEASON HIGHLIGHTS

- Has played in every game as a true freshman, totaling three tackles including 1.0 sack
- Recorded two solo tackles in the season opener against UTEP
- Had an eight-yard strip sack against Colorado resulting in a Husker takeaway

GAME-BY-GAME

OPPONENT	UT-AT-TT	TFL-YD	SACK-YD
UTEP	2-0-2	0.0-0	0.0-0
Colorado	1-0-1	1.0-8	1.0-8
Northern Iowa	0-0-0	0.0-0	0.0-0
Illinois			
@ Purdue			
Rutgers			
@ Indiana			
@ Ohio St.			
UCLA			
@ USC			
Wisconsin			
@ Iowa			

CAREER TACKLE STATS

YEAR	G/S	UT	AT	TT	TFL-YD	SCK-YD
2024	3/0	3	0	3	1.0-8	1.0-8

CAREER MISCELLANEOUS STATS

YEAR	FF	FR	PBU	INT	QBH	BLK
2024	1	0	0	0	1	0

CAREER HIGHS

Tackles	2 vs. UTEP (2024)
TFLs	1.0 vs. Colorado (2024)
Sacks	1.0 vs. Colorado (2024)
Breakups	none



**CARTER
NELSON #29**

6-5 | 230 | FR. | WR
AINSWORTH, NEB.

SEASON HIGHLIGHTS

- Has played in every game as a true freshman
- Has caught seven passes for 69 yards and one touchdown
- Caught three passes for 21 yards in his debut against UTEP
- Set career highs with four receptions, 48 receiving yards and one touchdown against Northern Iowa
- Opened the scoring with a career-long 24-yard touchdown grab on NU's opening drive against UNI

GAME-BY-GAME

OPPONENT	REC.	YDS	TD	LONG
UTEP	3	21	0	14
Colorado	0	0	0	-
Northern Iowa	4	48	1	24
Illinois				
@ Purdue				
Rutgers				
@ Indiana				
@ Ohio St.				
UCLA				
@ USC				
Wisconsin				
@ Iowa				

CAREER RECEIVING STATS

YEAR	G/S	REC.	YDS	Y/R	Y/G	TD
2024	3/0	7	69	9.9	23.0	1

CAREER HIGHS

Receptions	4 vs. UNI (2024)
Receiving Yards	48 vs. UNI (2024)
Receiving Touchdowns	1 vs. UNI (2024)
Long Reception	29 [TD] vs. UNI (2024)



**ISAIAH
NEYOR #18**

6-4 | 220 | SR. | WR
FORT WORTH, TEXAS

CAREER HONORS

- Second-Team All-Mountain West (2021 at Wyoming)

2024 WATCH LISTS

- Earl Campbell Tyler Rose Award
- Senior Bowl

CAREER SUPERLATIVES

- 100-Yard Receiving Games: 4
- Games with 2+ TD catches: 3

SEASON HIGHLIGHTS

- Has started every game and leads NU with 12 catches, 187 receiving yards and two TDs
- Caught six passes for 121 yards against UTEP, including a 59-yard touchdown
- Tied his career high with six catches while posting his fourth career 100-yard receiving game
- Made four catches for 31 yards vs. Colorado
- Had two catches for 35 yards against Northern Iowa, including an 18-yard touchdown

GAME-BY-GAME

OPPONENT	REC.	YDS	TD	LONG
UTEP	6	121	1	59
Colorado	4	31	0	16
Northern Iowa	2	35	1	18
Illinois				
@ Purdue				
Rutgers				
@ Indiana				
@ Ohio St.				
UCLA				
@ USC				
Wisconsin				
@ Iowa				
Iowa				

CAREER RECEIVING STATS

YEAR	G/S	REC.	YDS	Y/R	Y/G	TD
2019*^	1/0	0	0	0.0	0.0	0
2020^	6/1	8	248	31.0	41.3	0
2021^	13/12	44	878	20.0	67.5	12
2022^	Did Not Play					
2023+	1/0	1	14	14.0	14.0	0
2024	3/3	12	187	15.6	62.3	1
TOTAL 24/16	65	1,328	20.4	55.3	13	

*redshirt season; ^at Wyoming; +at Texas

RUSHING: 13 att., 81 yds, 1 TD

CAREER HIGHS

Receptions	6 twice
Receiving Yards	126 at Boise St. (2021)*
Receiving Touchdowns	2 three times
Long Reception	74 [TD] at Boise St. (2021)*

*at Wyoming



DYLAN
RAIOLA

#15

6-3 | 230 | FR. I QB
BUFORD, GA.

CAREER HONORS

- Big Ten Freshman of the Week (Sept. 2)

2024 WATCH LIST

- Polynesian Player of the Year
- Shaun Alexander Freshman of the Year

PERSONAL NOTES

- His father, Dominic, was an All-America center at Nebraska who went on to play in 219 games with 203 starts over 14 seasons for the Detroit Lions
- His godfather is NFL quarterback Matthew Stafford

CAREER NOTES

- 1 of 2 true freshmen quarterbacks (along with Adrian Martinez in 2018) to start a season opener for Nebraska since World War II

TOP-25 FBS RANKINGS

- Completion Percentage: 8th (73.8)

SEASON HIGHLIGHTS

- Has started every game at quarterback
- Has completed 59-of-80 passes for 670 yards, five touchdowns and one interception
- Is completing 73.8 percent of his passes
- Has added six carries for 14 yards
- Completed 19-of-27 passes for 238 yards and two touchdowns against UTEP while playing only three quarters
- Had a 59-yard touchdown pass and a 21-yard touchdown pass with two seconds remaining in the first half
- Led NU to five touchdowns in eight drives, including each of his final four drives
- Was honored as Big Ten Freshman of the Week
- Completed 23-of-30 passes for 185 yards and one touchdown against Colorado
- Completed 17-of-23 passes for a career-high 247 yards against Northern Iowa with two TDs
- Also added 13 rushing yards
- Led NU to points on five of his seven drives
- By completing 73.9 percent of his passes against UNI, became the first Husker quarterback since 1980 to have a 70 percent completion rate in three consecutive starts

PASSING GAME-BY-GAME

OPPONENT	COMP-ATT	YDS	TD	INT
UTEP	19-27	238	2	0
Colorado	23-30	185	1	0
Northern Iowa	17-23	247	2	1
Illinois				
@ Purdue				
Rutgers				
@ Indiana				
@ Ohio St.				
UCLA				
@ USC				
Wisconsin				
@ Iowa				

TOTAL OFFENSE GAME-BY-GAME

OPPONENT	ATT.	PASS	RUSH	TOT.
UTEP	28	238	-6	232
Colorado	33	185	7	192
Northern Iowa	25	247	13	260
Illinois				
@ Purdue				
Rutgers				
@ Indiana				
@ Ohio St.				
UCLA				
@ USC				
Wisconsin				
@ Iowa				

CAREER SUPERLATIVES

250-Yard Passing Games	1
300-Yard Total Offense Games	0
Games with 2+ TD Passes	2
Games with 3+ TD Passes	0
Games with 4+ TD Passes	0

CAREER PASSING STATS

YEAR	G/S	CMP-ATT	PCT	YDS	TD	INT
2024	3/3	59-80	73.8	670	5	1

CAREER PASSING HIGHS

Attempts	30 vs. Colorado (2024)
Completions	23 vs. Colorado (2024)
Yards	247 vs. UNI (2024)
Touchdowns	2 twice
Long Pass	59 twice

RAIOLA DRIVE CHART

OPPONENT	PLAYS	YDS	RESULT
UTEP*	12	72	TD
UTEP*	7	34	Downs
UTEP*	3	5	Punt
UTEP*	7	47	Fumble
UTEP*	2	59	TD
UTEP*	8	63	TD
UTEP*	9	59	TD
UTEP^	11	73	TD

8 DRIVES (5 TDs)

Colorado*	7	49	TD
Colorado*	4	8	Punt
Colorado*	9	41	FG Miss
Colorado*	9	86	TD
Colorado*	3	4	Punt
Colorado*	3	70	TD
Colorado^	3	6	Punt
Colorado^	4	15	Punt
Colorado^	12	52	Punt
Colorado^	3	-15	Punt
Colorado^	6	11	Punt
Colorado^	3	4	Game

12 DRIVES (3 TDs)

UNI*	8	75	TD
UNI*	7	75	TD
UNI*	4	80	TD
UNI*	6	41	Downs
UNI^	9	68	FG
UNI^	6	33	FG
UNI^	1	0	INT

7 DRIVES (3 TDs, 2 FGs)

*first-half drive; ^second-half drive



TY ROBINSON

#9

6-6 | 310 | SR. | DL
GILBERT, ARIZ.

CAREER HONORS

- Honorable-Mention All-Big Ten (2023)
- 5-Time Nebraska Scholar-Athlete Honor Roll

2024 WATCH LIST

- Senior Bowl

PERSONAL NOTES

- Earned his degree in nutrition and health sciences

SEASON HIGHLIGHTS

- One of 10 Huskers to earn a single-digit number as one of the team's "toughest" players
- Has started every game and has recorded six tackles while leading NU with 2.0 sacks, one blocked kick and one safety
- Also tied for the team lead with 3.0 TFLs and two pass breakups
- Started the 35th game of his career against UTEP and had 1.0 sack and 2.0 TFLs
- Had a 3-yard tackle for loss in the second quarter for a safety that marked Nebraska's first defensive safety since the 2009 season
- Added a five-yard sack in the third quarter
- Made two solo tackles with a nine-yard sack and a pass breakup against Colorado
- Also blocked a field goal against the Buffs, his second career blocked field goal
- Recorded two tackles against Northern Iowa with a pass breakup

GAME-BY-GAME

OPPONENT	UT-AT-TT	TFL-YD	SACK-YD
UTEP	2-0-2	2.0-8	1.0-5
Colorado	2-0-2	1.0-9	1.0-9
Northern Iowa	0-2-2	0.0-0	0.0-0
Illinois			
@ Purdue			
Rutgers			
@ Indiana			
@ Ohio St.			
UCLA			
@ USC			
Wisconsin			
@ Iowa			

CAREER TACKLE STATS							
YEAR	G/S	UT	AT	TT	TFL-YD	SCK-YD	
2019*	3/0	0	0	0	0-0	0.0-0	
2020	8/7	5	12	17	2.0-3	0.0-0	
2021	12/4	13	14	27	4.0-23	2.0-20	
2022	12/12	14	10	24	4.0-17	2.0-14	
2023	12/11	7	22	29	4.0-21	1.0-12	
2024	3/3	4	2	6	3.0-17	2.0-14	
TOTAL	50/37	43	60	103	17.0-81	7.0-60	

*redshirt season

CAREER MISCELLANEOUS STATS							
YEAR	FF	FR	PBU	INT	QBH	BLK	
2019*	0	0	0	0	0	0	
2020	0	0	0	0	2	0	
2021	0	0	1	0	1	0	
2022	0	0	0	0	0	0	
2023	0	1	6	0	11	1	
2024	0	0	2	0	1	1	
TOTAL	0	1	9	0	15	2	

*redshirt season

CAREER HIGHS	
Tackles	7 vs. Maryland (2023)
TFLs	2.0 vs. UTEP (2024)
Sacks	1.0 six times
Breakups	2 twice
Blocked Field Goals	1 twice
Safety	1 vs. UTEP (2024)



AMARE SANDERS

#14

6-1 | 175 | FR. | DB
MIAMI, FLA.

SEASON HIGHLIGHTS

- Has played in every game as a true freshman
- Has recorded two tackles and one pass breakup on the season
- Posted his first two career tackles against Northern Iowa and also had his first career pass breakup

GAME-BY-GAME

OPPONENT	UT-AT-TT	TFL-YD	PBU	INT
UTEP	0-0-0	0.0-0	0	0
Colorado	0-0-0	0.0-0	0	0
Northern Iowa	1-1-2	0.0-0	1	0
Illinois				
@ Purdue				
Rutgers				
@ Indiana				
@ Ohio St.				
UCLA				
@ USC				
Wisconsin				
@ Iowa				

CAREER TACKLE STATS							
YEAR	G/S	UT	AT	TT	TFL-YD	SCK-YD	
2024	3/0	1	1	2	0.0-0	0.0-0	

CAREER MISCELLANEOUS STATS							
YEAR	FF	FR	PBU	INT	QBH	BLK	
2024	0	0	1	0	0	0	

CAREER HIGHS	
Tackles	2 vs. UNI (2024)
TFLs	none
Sacks	none
Breakups	1 vs. UNI (2024)



BEN SCOTT #66

6-5 | 310 | SR. | OL
HONOLULU, HAWAII

CAREER HONORS

- Honorable-Mention All-Big Ten (2023)
- 3-Time Nebraska Scholar-Athlete Honor Roll

2024 WATCH LISTS

- Rimington Trophy
- Senior Bowl

PERSONAL NOTES

- Earned his degree in biological sciences at Arizona State

CAREER NOTES

- First-year transfer who started 28 games at Arizona State from 2020-22
- Started 17 games at right tackle at ASU before his final 11 starts were at center

SEASON HIGHLIGHTS

- Has started every game at center
- Started against UTEP to mark his 40th career start

CAREER STATS

- **Games:** 43
(4 in 2020*; 13 in 2021*; 11 in 2022*; 12 in 2023; 3 in 2024)
- **Starts:** 42
(4 in 2020*; 13 in 2021*; 11 in 2022*; 11 in 2023; 3 in 2024)

*at Arizona State



VINCENT SHAVERS JR. #10

6-1 | 225 | FR. | LB
MIAMI, FLA.

CAREER HONORS

- Nebraska Scholar-Athlete Honor Roll (Spring 2024)

SEASON HIGHLIGHTS

- Has played in every game as a true freshman
- Has recorded five tackles
- Recorded three tackles in the season opener against UTEP
- Made two solo tackles against Northern Iowa

GAME-BY-GAME

OPPONENT	UT-AT-TT	TFL-YD	SACK-YD
UTEP	2-1-3	0.0-0	0.0-0
Colorado	0-0-0	0.0-0	0.0-0
Northern Iowa	2-0-2	0.0-0	0.0-0
Illinois			
@ Purdue			
Rutgers			
@ Indiana			
@ Ohio St.			
UCLA			
@ USC			
Wisconsin			
@ Iowa			

CAREER TACKLE STATS

YEAR	G/S	UT	AT	TT	TFL-YD	SCK-YD
2024	3/0	4	1	5	0.0-0	0.0-0

CAREER MISCELLANEOUS STATS

YEAR	FF	FR	PBU	INT	QBH	BLK
2024	0	0	0	0	0	0

CAREER HIGHS

Tackles	3 vs. UTEP (2024)
TFLs	none
Sacks	none
Breakups	none



MJ SHERMAN #48

6-3 | 245 | SR. | LB
BALTIMORE, MD.

CAREER HONORS

- Nebraska Scholar-Athlete Honor Roll (Spring 2023)

PERSONAL NOTES

- Earned his degree in child, youth and family studies

CAREER NOTES

- Transfer who played in 39 games at Georgia, recording 15 tackles, 1.0 TFL and 0.5 sacks
- Played in every game of Georgia's 2021 & 2022 national championship seasons

SEASON HIGHLIGHTS

- Has started every game
- Recorded a pair of solo tackles vs. UTEP
- Had a five-yard sack against Colorado and was also credited with three quarterback hurries
- Made one tackle and had a quarterback hurry against Northern Iowa

GAME-BY-GAME

OPPONENT	UT-AT-TT	TFL-YD	SACK-YD
UTEP	2-0-2	0.0-0	0.0-0
Colorado	1-0-1	1.0-5	1.0-5
Northern Iowa	0-1-1	0.0-0	0.0-0
Illinois			
@ Purdue			
Rutgers			
@ Indiana			
@ Ohio St.			
UCLA			
@ USC			
Wisconsin			
@ Iowa			

CAREER TACKLE STATS

YEAR	G/S	UT	AT	TT	TFL-YD	SCK-YD
2020*	9/0	2	0	2	0.0-0	0.0-0
2021*	15/0	1	6	7	0.5-3	0.0-0
2022*	15/0	4	1	5	0.5-5	0.5-5
2023	12/5	7	9	16	1.5-14	1.5-14
2024	3/3	3	1	4	1.0-5	1.0-5
TOTAL	54/8	17	17	34	3.5-27	3.0-24

*at Georgia

CAREER MISCELLANEOUS STATS

YEAR	FF	FR	PBU	INT	QBH	BLK
2020*	0	0	0	0	0	0
2021*	0	0	0	0	0	0
2022*	0	0	0	0	0	0
2023	0	0	0	0	1	0
2024	0	0	0	0	4	0
TOTAL	0	0	0	0	5	0

*at Georgia

CAREER HIGHS

Tackles	3 twice
TFLs	1.0 vs. Northern Illinois (2023)
Sacks	1.0 vs. Northern Illinois (2023)
Breakups	none



DESHON SINGLETON #8

6-3 | 210 | SR. | DB
AMITE, LA.

CAREER HONORS

- 2-Time Nebraska Scholar-Athlete Honor Roll

2024 WATCH LIST

- Senior Bowl

CAREER NOTES

- In his third season at Nebraska after spending the 2021 season at Hutchinson (Kan.) CC

SEASON HIGHLIGHTS

- One of 10 Huskers to earn a single-digit number as one of the team's "toughest" players
- Has started every game and is 4th on the team with 14 tackles
- Returned from a season-ending injury in 2023 to start the season opener against UTEP and record two tackles
- Tied for the team lead with six tackles against Colorado
- Added six more tackles against Northern Iowa

GAME-BY-GAME

OPPONENT	UT-AT-TT	TFL-YD	PBU	INT
UTEP	1-1-2	0.0-0	0	0
Colorado	5-1-6	0.0-0	0	0
Northern Iowa	2-4-6	0.0-0	0	0
Illinois				
@ Purdue				
Rutgers				
@ Indiana				
@ Ohio St.				
UCLA				
@ USC				
Wisconsin				
@ Iowa				

CAREER TACKLE STATS

YEAR	G/S	UT	AT	TT	TFL-YD	SCK-YD
2022	12/0	1	2	3	0.0-0	0.0-0
2023	5/5	8	11	19	2.5-3	0.0-0
2024	3/3	8	6	14	0.0-0	0.0-0
TOTAL	20/8	17	19	36	2.5-3	0.0-0

CAREER MISCELLANEOUS STATS

YEAR	FF	FR	PBU	INT	QBH	BLK
2022	0	0	0	0	0	0
2023	0	0	1	0	0	0
2024	0	0	0	0	0	0
TOTAL	0	0	1	0	0	0

CAREER HIGHS

Tackles	7 twice
TFLs	1.5 vs. Louisiana Tech (2023)
Sacks	none
Breakups	1 at Minnesota (2023)



RAHMIR STEWART #32

5-11 | 210 | R-FR. | DB
PHILADELPHIA, PA.

SEASON HIGHLIGHTS

- Has played in every game, totaling four tackles and one interception
- Against UTEP, recorded his first two career tackles and first career interception, which he returned 18 yards
- Tied his career high with two tackles against Northern Iowa

GAME-BY-GAME

OPPONENT	UT-AT-TT	TFL-YD	PBU	INT
UTEP	2-0-2	0.0-0	0	1
Colorado	0-0-0	0.0-0	0	0
Northern Iowa	0-2-2	0.0-0	0	0
Illinois				
@ Purdue				
Rutgers				
@ Indiana				
@ Ohio St.				
UCLA				
@ USC				
Wisconsin				
@ Iowa				

CAREER TACKLE STATS

YEAR	G/S	UT	AT	TT	TFL-YD	SCK-YD
2023*	1/0	0	0	0	0.0-0	0.0-0
2024	3/0	2	2	4	0.0-0	0.0-0
TOTAL	4/0	2	2	4	0.0-0	0.0-0

*redshirt season

CAREER MISCELLANEOUS STATS

YEAR	FF	FR	PBU	INT	QBH	BLK
2023*	0	0	0	0	0	0
2024	0	0	0	1	0	0
TOTAL	0	0	0	1	0	0

*redshirt season

CAREER HIGHS

Tackles	2 twice
TFLs	none
Sacks	none
Breakups	none
Interceptions	1 vs. UTEP (2024)



STEFON THOMPSON #56

6-1 | 240 | JR. | LB
LONG ISLAND, N.Y.

CAREER HONORS

- Nebraska Scholar-Athlete Honor Roll (Spring 2024)

CAREER NOTES

- Earned his degree in nutrition and health sciences

CAREER SUPERLATIVES

- Double-Digit Tackle Games: 1

SEASON HIGHLIGHTS

- Has played in every game, totaling eight tackles and one pass breakup
- Made two tackles and recorded his first career pass breakup in his Husker debut vs. UTEP
- Totaled six tackles against Northern Iowa

GAME-BY-GAME

OPPONENT	UT-AT-TT	TFL-YD	SACK-YD
UTEP	1-1-2	0.0-0	0.0-0
Colorado	0-0-0	0.0-0	0.0-0
Northern Iowa	0-6-6	0.0-0	0.0-0
Illinois			
@ Purdue			
Rutgers			
@ Indiana			
@ Ohio St.			
UCLA			
@ USC			
Wisconsin			
@ Iowa			

CAREER TACKLE STATS

YEAR	G/S	UT	AT	TT	TFL-YD	SCK-YD
2020*	10/7	25	12	37	7.5-31	3.0-18
2021*	12/12	48	31	79	8.0-40	6.0-34
2022*	1/1	1	2	3	0.5-2	0.0-0
2023*	13/1	27	26	53	4.0-22	1.5-15
2024	3/0	1	7	8	0.0-0	0.0-0
TOTAL	38/21	102	78	180	20.0-95	10.5-67

*at Syracuse

CAREER MISCELLANEOUS STATS

YEAR	FF	FR	PBU	INT	QBH	BLK
2020*	0	1	0	0	2	0
2021*	0	2	0	0	5	0
2022*	0	0	0	0	1	0
2023*	0	1	0	0	3	0
2024	0	0	1	0	0	0
TOTAL	0	4	1	0	11	0

*at Syracuse

CAREER HIGHS

Tackles	10 vs. Pittsburgh (2021)*
TFLs	4.0 at Louisville (2020)*
Sacks	2.0 vs. Albany (2021)*
Breakups	1 vs. UTEP (2024)

*at Syracuse



**PRINCEWILL
UMANMIELEN #18**

6-5 | 245 | SO. | LB
AUSTIN, TEXAS

CAREER HONORS

- Second-Team Freshman All-American (2023)
- 2-Time Nebraska Scholar-Athlete Honor Roll

PERSONAL NOTES

- Has a brother, Princely, who is a defensive lineman at Ole Miss, and a brother, Prince, who was a defensive lineman at Tarleton State

SEASON HIGHLIGHTS

- Has played in every game and recorded three tackles, 1.0 TFL and 0.5 sacks
- Recorded two tackles with a half tackle for loss in the season opener against UTEP
- Had a half sack for a five-yard loss against Colorado

GAME-BY-GAME

OPPONENT	UT-AT-TT	TFL-YD	SACK-YD
UTEP	1-1-2	0.5-1	0.0-0
Colorado	1-0-1	0.5-6	0.5-6
Northern Iowa	0-0-0	0.0-0	0.0-0
Illinois			
@ Purdue			
Rutgers			
@ Indiana			
@ Ohio St.			
UCLA			
@ USC			
Wisconsin			
@ Iowa			

CAREER TACKLE STATS

YEAR	G/S	UT	AT	TT	TFL-YD	SCK-YD
2023	11/1	10	12	22	4.5-12	1.0-5
2024	3/0	2	1	3	1.5-7	0.5-6
TOTAL	14/1	12	13	25	6.0-19	1.5-11

CAREER MISCELLANEOUS STATS

YEAR	FF	FR	PBU	INT	QBH	BLK
2023	0	0	0	0	4	0
2024	0	0	0	0	2	0
TOTAL	0	0	0	0	6	0

CAREER HIGHS

Tackles	7 vs. Northwestern (2023)
TFLs	2.0 vs. Northwestern (2023)
Sacks	1.0 vs. Northwestern (2023)
Breakups	none



**CAMDEN
WITUCKI #96**

6-2 | 230 | JR. | LS
GRAND BLANC, MICH.

CAREER HONORS

- Big Ten Distinguished Scholar (2023)
- 3-Time Academic All-Big Ten
- 7-Time Nebraska Scholar-Athlete Honor Roll

PERSONAL NOTES

- Earned his degree in management

SEASON HIGHLIGHTS

- Has played in two games
- Handled all of Nebraska's long snapping duties the first two games of the season
- Was the long snapper for the punt unit against Northern Iowa, but the Huskers did not punt

CAREER STATS

- **Games:** 2 (2 in 2024)



2024 NEBRASKA SCHEDULE AND RESULTS

DATE	OPPONENT	RESULT	SCORE	RECORD	CONFERENCE	TIME	ATTEND.
8/31/24	UTEP	W	40-7	1-0	0-0	3:18	86,072
9/7/24	Colorado	W	28-10	2-0	0-0	3:34	86,906
9/14/24	UNI	W	34-3	3-0	0-0	3:16	86,546

*Big Ten Conference game

SCORE BY QUARTERS	1ST	2ND	3RD	4TH	OT	TOTAL
Nebraska	28	51	13	10	0	102
Opponents	10	0	3	7	0	20

TEAM STATISTICS

TEAM STATISTICS	NU	OPP
Scoring	102	20
Points per game	34.0	6.7
Points Off Turnovers	17	0
First Downs	74	45
Rushing	28	14
Passing	34	27
Penalty	12	4
Rushing Yardage	514	211
Yards gained rushing	539	292
Yards lost rushing	25	81
Rushing attempts	104	85
Average per rush	4.9	2.5
Average per game	171.3	70.3
TDs Rushing	7	0
Passing Yardage	750	555
Comp-Att-Int	68-92-1	55-98-4
Average per pass	8.2	5.7
Average per catch	11.0	10.1
Average per game	250.0	185.0
TDs Passing	5	2
Total offense	1264	766
Total plays	196	183
Average per play	6.4	4.2
Average per game	421.3	255.3
Kick returns: #-Yards	5-110	9-183
Punt returns: #-Yards	6-43	4-43
Int returns: #-Yards	4-40	1-0
Kick return average	22.0	20.3
Punt return average	7.2	10.8
Int return average	10.0	0.0
Fumbles-Lost	1-1	4-1
Penalties-Yards	19-184	27-275
Average per game	61.3	91.7
Punts-Yards	9-392	15-589
Average per punt	43.6	39.3
Net punt average	36.4	36.9
Kickoffs-Yards	19-1140	9-480
Average per kick	60.0	53.3
Net kick average	39.5	35.6
Time of possession / game	31:55	28:05
3rd-down conversion	18/36	13/40
3rd-down pct	50%	33%
4th-down conversion	0/3	3/7
4th-down pct	0%	43%
Sacks by-Yards	9-51	1-6
Misc Yards	0	0
Touchdowns scored	13	2
Field goals - attempts	3-4	2-4
On-Side kicks	0-0	0-0
Red-zone scores	(11-14) 79%	(3-5) 60%
Red-zone touchdowns	(8-14) 57%	(1-5) 20%
PAT-attempts	(13-13) 100%	(2-2) 100%
2-point conversion-attempts	(0-0) 0%	(0-0) 0%
Attendance	259524	0
Games / Avg per game	3/86508	0/0
Neutral site games	0/0	

INDIVIDUAL OFFENSIVE STATISTICS

RUSHING	G	ATT	GAIN	LOSS	NET	AVG	TD	LONG	AVG/G
Dante Dowdell	3	31	190	6	184	5.9	3	38	61.3
Emmett Johnson	3	13	124	0	124	9.5	1	42	41.3
Rahmir Johnson	3	22	88	1	87	4.0	0	13	29.0
Jacory Barney Jr.	3	3	38	0	38	12.7	1	21	12.7
Gabe Ervin Jr.	3	11	34	1	33	3.0	2	11	11.0
Heinrich Haarberg	2	5	15	0	15	3.0	0	8	7.5
Dylan Raiola	3	6	27	13	14	2.3	0	15	4.7
Maurice Mazzccua Jr.	2	5	9	1	8	1.6	0	5	4.0
Kenneth Williams	1	1	5	0	5	5.0	0	5	5.0
Kwinten Ives	1	3	5	1	4	1.3	0	5	4.0
Mekhi Nelson	1	1	2	0	2	2.0	0	2	2.0
Jalyn Gramstad	1	1	2	0	2	2.0	0	2	2.0
Janiran Bonner	3	1	0	0	0	0.0	0	0	0.0
Team	3	1	0	2	-2	-2.0	0	0	-0.7
Total	3	104	539	25	514	4.9	7	42	171.3
Opponents	3	85	292	81	211	2.5	0	17	70.3

PASSING	G	EFFIC	COMP-ATT-INT	PCT	YDS	TD	LNG	AVG/G
Dylan Raiola	3	162.2	59-80-1	73.8	670	5	59	223.3
Heinrich Haarberg	2	172.5	8-8-0	100.0	69	0	24	34.5
Jalyn Gramstad	1	64.1	1-3-0	33.3	11	0	11	11.0
Team	3	0.0	0-1-0	0.0	0	0	0	0.0
Total	3	158.2	68-92-1	73.9	750	5	59	250.0
Opponents	3	102.3	55-98-4	56.1	555	2	38	185.0

RECEIVING	G	NO.	YDS	AVG	TD	LONG	AVG/G
Isaiah Neyor	3	12	187	15.6	2	59	62.3
Rahmir Johnson	3	10	77	7.7	1	18	25.7
Jacory Barney Jr.	3	10	68	6.8	0	14	22.7
Jahmal Banks	3	7	76	10.9	1	21	25.3
Carter Nelson	3	7	69	9.9	1	24	23.0
Thomas Fidone II	3	6	27	4.5	0	13	9.0
Janiran Bonner	3	4	31	7.8	0	14	10.3
Emmett Johnson	3	4	48	12.0	0	24	16.0
Jaylen Lloyd	3	2	95	47.5	0	59	31.7
Nate Boerkircher	3	1	25	25.0	0	25	8.3
Alex Bullock	3	1	12	12.0	0	12	4.0
Heinrich Haarberg	2	1	8	8.0	0	8	4.0
Luke Lindenmeyer	3	1	12	12.0	0	12	4.0
Roman Mangini	2	1	11	11.0	0	11	5.5
Keelan Smith	1	1	4	4.0	0	4	4.0
Total	3	68	750	11.0	5	59	250.0
Opponents	3	55	555	10.1	2	38	185.0

2024 INDIVIDUAL STATISTICS

PUNT RETURNS	NO.	YDS	AVG	TD	LONG
Isaiah Garcia-Castaneda	6	43	7.2	0	13
Total	6	43	7.2	0	13
Opponents	4	43	10.8	0	29

KICK RETURNS	NO.	YDS	AVG	TD	LONG
Jacory Barney Jr.	5	110	22.0	0	35
Total	5	110	22.0	0	35
Opponents	9	183	20.3	0	61

INTERCEPTIONS	NO.	YDS	AVG	TD	LONG
Malcolm Hartzog Jr.	2	15	7.5	0	15
Tommi Hill	1	7	7.0	1	7
Rahmir Stewart	1	18	18.0	0	18
Total	4	40	10.0	1	18
Opponents	1	0	0.0	0	0

FUMBLE RETURNS	NO.	YDS	AVG	TD	LONG
Jimari Butler	1	0	0.0	0	0
Total	0	0	0.0	0	0
Opponents	1	0	0.0	0	0

FIELD GOALS	FGM-FGA	PCT	1-19	20-29	30-39	40-49	50-59	LG	BLK
Tristan Alvano	3-4	75.0	0-0	2-2	1-2	0-0	0-0	31	0
Total	3-4	75.0	0-0	2-2	1-2	0-0	0-0	31	0
Opponents	2-4	50.0	0-0	1-2	1-1	0-0	0-1	31	1

FG SEQUENCE	NEBRASKA	OPPONENTS
UTEP	(20)	-
Colorado	32	29,61,(27)
UNI	(31),(21)	(31)

Numbers in (parenthesis) indicate field goal was made

PUNTING	NO.	YDS	AVG	LONG	TB	FC	I20	50+	BLK
Brian Buschini	7	351	50.1	60	0	2	4	3	0
Dylan Raiola	1	40	40.0	40	1	0	0	0	0
Team	1	1	1.0	0	0	0	0	0	1
Total	9	392	43.6	60	1	2	4	3	1
Opponents	15	589	39.3	54	0	4	4	1	0

KICKOFFS	NO.	YDS	AVG	TB	OB	RET.	NET	YDLN
John Hohl	12	730	60.8	3	1			
Brian Buschini	7	410	58.6	3	0			
Total	19	1140	60.0	6	1	8	39.5	25
Opponents	9	480	53.3	3	0	6	35.6	29

SCORING	TD	FGs	PATs				DXP	Saf	Pts
			Kick	Rush	Rcv	Pass			
Tristan Alvano	-	3-4	12-12	-	-	-	-	-	21
Dante Dowdell	3	-	-	-	-	-	-	-	18
Isaiah Neyor	2	-	-	-	-	-	-	-	12
Gabe Ervin Jr.	2	-	-	-	-	-	-	-	12
Rahmir Johnson	1	-	-	-	-	-	-	-	6
Jahmal Banks	1	-	-	-	-	-	-	-	6
Tommi Hill	1	-	-	-	-	-	-	-	6
Emmett Johnson	1	-	-	-	-	-	-	-	6
Jacory Barney Jr.	1	-	-	-	-	-	-	-	6
Carter Nelson	1	-	-	-	-	-	-	-	6
Ty Robinson	-	-	-	-	-	-	-	1	2
John Hohl	-	-	1-1	-	-	-	-	-	1
Total	13	3-4	13-13	0	0	0	0	1	102
Opponents	2	2-4	2-2	0	0	0	0	0	20

TOTAL OFFENSE	G	PLAYS	RUSH	PASS	TOTAL	AVG/G
Dylan Raiola	3	86	14	670	684	228.0
Dante Dowdell	3	31	184	0	184	61.3
Emmett Johnson	3	13	124	0	124	41.3
Rahmir Johnson	3	22	87	0	87	29.0
Heinrich Haarberg	2	13	15	69	84	42.0
Jacory Barney Jr.	3	3	38	0	38	12.7
Gabe Ervin Jr.	3	11	33	0	33	11.0
Jalyn Gramstad	1	4	2	11	13	13.0
Maurice Mazzccua Jr.	2	5	8	0	8	4.0
Kenneth Williams	1	1	5	0	5	5.0
Kwinten Ives	1	3	4	0	4	4.0
Mekhi Nelson	1	1	2	0	2	2.0
Team	3	0	-2	0	-2	-0.7
Total	3	196	514	750	1264	421.3
Opponents	3	183	211	555	766	255.3

ALL PURPOSE	G	RUSH	REC	PR	KOR	IR	TOT	AVG/G
Jacory Barney Jr.	3	38	68	0	110	0	216	72.0
Isaiah Neyor	3	0	187	0	0	0	187	62.3
Dante Dowdell	3	184	0	0	0	0	184	61.3
Emmett Johnson	3	124	48	0	0	0	172	57.3
Rahmir Johnson	3	87	77	0	0	0	164	54.7
Jaylen Lloyd	3	0	95	0	0	0	95	31.7
Jahmal Banks	3	0	76	0	0	0	76	25.3
Carter Nelson	3	0	69	0	0	0	69	23.0
Isaiah Garcia-Castaneda	3	0	0	43	0	0	43	14.3
Gabe Ervin Jr.	3	33	0	0	0	0	33	11.0
Janiran Bonner	3	0	31	0	0	0	31	10.3
Thomas Fidone II	3	0	27	0	0	0	27	9.0
Nate Boerkircher	3	0	25	0	0	0	25	8.3
Heinrich Haarberg	2	15	8	0	0	0	23	11.5
Rahmir Stewart	3	0	0	0	0	18	18	6.0
Malcolm Hartzog Jr.	3	0	0	0	0	15	15	5.0
Dylan Raiola	3	14	0	0	0	0	14	4.7
Alex Bullock	3	0	12	0	0	0	12	4.0
Luke Lindenmeyer	3	0	12	0	0	0	12	4.0
Roman Mangini	2	0	11	0	0	0	11	5.5
Maurice Mazzccua Jr.	2	8	0	0	0	0	8	4.0
Tommi Hill	3	0	0	0	0	7	7	2.3
Kenneth Williams	1	5	0	0	0	0	5	5.0
Kwinten Ives	1	4	0	0	0	0	4	4.0
Keelan Smith	1	0	4	0	0	0	4	4.0
Mekhi Nelson	1	2	0	0	0	0	2	2.0
Jalyn Gramstad	1	2	0	0	0	0	2	2.0
Team	3	-2	0	0	0	0	-2	-0.7
Total	3	514	750	43	110	40	1457	485.7
Opponents	3	211	555	43	183	0	992	330.7



TEAM GAME BY GAME

DATE	OPPONENT	----RUSHING----				----RECEIVING----				-----PASSING-----				----KICK RET----				----PUNT RET----				TOTAL OFF.		
		NO.	YDS	TD	LG	NO.	YDS	TD	LG	CMP	ATT	INT	YDS	TD	LG	NO	YDS	TD	LG	NO	YDS		TD	LG
8/31/2024	UTEP	47	223	3	42	25	284	2	59	25	36	0	284	2	59	3	75	0	35	3	25	0	13	507
9/7/2024	Colorado	35	149	2	21	23	185	1	36	23	30	0	185	1	36	2	35	0	19	2	16	0	12	334
9/14/2024	UNI	22	142	2	38	20	281	2	59	20	26	1	281	2	59	0	0	0	0	1	2	0	2	423
	Nebraska	104	514	7	42	68	750	5	59	68	92	1	750	5	59	5	110	0	35	6	43	0	13	1264
	Opponents	85	211	0	17	55	555	2	38	55	98	4	555	2	38	9	183	0	61	4	43	0	29	766

DATE	OPPONENT	-----TACKLES-----				---SACKS---		---FUMBLE---		INT-YDS	QBH	PBU	BLKD KICK	---KICKS---XPTS-----			PTS OFF	
		SOL	AST	TOT	TFL-YDS	NO-YDS	FF	FR-YDS	ATT-MAD					RUN	RCV	SAF	TO	
8/31/2024	UTEP	31	22	53	9.0-28	2-9	0	0-0	2-18	0	2	0	5-5	0	0	0	1	7
9/7/2024	Colorado	37	16	53	10.0-49	6-41	1	1-0	1-7	10	4	1	4-4	0	0	0	0	7
9/14/2024	UNI	24	52	76	3.0-4	1-1	0	0-0	1-15	6	6	0	4-4	0	0	0	3	
	Nebraska	91	92	183	22.0-81	9-51	1	1-0	4-40	16	12	1	13-13	0	0	1	17	
	Opponents	126	74	200	12.0-30	1-6	1	1-0	1-0	7	6	1	2-2	0	0	0	0	

DATE	OPPONENT	-----PUNTING-----									---FIELD GOALS---			-----KICKOFFS-----				
		NO	YDS	AVG	LG	BLK	TB	FC	50+	120	ATT-MADE	LG	BLKD	NO	YDS	AVG	TB	OB
8/31/2024	UTEP	2	97	48.5	53	0	0	1	1	1	1-1	20	0	7	424	60.6	2	1
9/7/2024	Colorado	7	295	42.1	60	1	1	1	2	3	0-1	0	0	5	286	57.2	1	0
9/14/2024	UNI	0	0	0.0	0	0	0	0	0	0	2-2	31	0	7	430	61.4	3	0
	Nebraska	9	392	43.6	60	1	1	2	3	4	3-4	31	0	19	1140	60.0	6	1
	Opponents	15	589	39.3	54	0	0	4	1	4	2-4	31	1	9	480	53.3	3	0

OPPONENT GAME BY GAME

DATE	OPPONENT	----RUSHING----				----RECEIVING----				-----PASSING-----				----KICK RET----				----PUNT RET----				TOTAL OFF.		
		NO.	YDS	TD	LG	NO.	YDS	TD	LG	CMP	ATT	INT	YDS	TD	LG	NO	YDS	TD	LG	NO	YDS		TD	LG
8/31/2024	UTEP	24	56	0	13	16	149	1	38	16	26	2	149	1	38	3	48	0	18	1	29	0	29	205
9/7/2024	Colorado	22	16	0	17	23	244	1	30	23	40	1	244	1	30	3	99	0	61	3	14	0	14	260
9/14/2024	UNI	39	139	0	11	16	162	0	21	16	32	1	162	0	21	3	36	0	26	0	0	0	0	301
	Opponents	85	211	0	17	55	555	2	38	55	98	4	555	2	38	9	183	0	61	4	43	0	29	766
	Nebraska	104	514	7	42	68	750	5	59	68	92	1	750	5	59	5	110	0	35	6	43	0	13	1264

DATE	OPPONENT	-----TACKLES-----				---SACKS---		---FUMBLE---		INT-YDS	QBH	PBU	BLKD KICK	---KICKS---XPTS-----			PTS OFF	
		SOL	AST	TOT	TFL-YDS	NO-YDS	FF	FR-YDS	ATT-MAD					RUN	RCV	SAF	TO	
8/31/2024	UTEP	52	42	94	3.0-8	1-6	1	1-0	0-0	2	2	0	1-1	0	0	0	0	
9/7/2024	Colorado	45	18	63	7.0-18	0-0	0	0-0	0-0	4	2	1	1-1	0	0	0	0	
9/14/2024	UNI	29	14	43	2.0-4	0-0	0	0-0	1-0	1	2	0	0-0	0	0	0	0	
	Opponents	126	74	200	12.0-30	1-6	1	1-0	1-0	7	6	1	2-2	0	0	0	0	
	Nebraska	91	92	183	22.0-81	9-51	1	1-0	4-40	16	12	1	13-13	0	0	1	17	

DATE	OPPONENT	-----PUNTING-----										---FIELD GOALS---			-----KICKOFFS-----				
		NO	YDS	AVG	LG	BLK	TB	FC	50+	120	ATT-MADE	LG	BLKD	NO	YDS	AVG	TB	OB	
8/31/2024	UTEP	2	97	48.5	53	0	0	1	1	1	1-1	20	0	7	424	60.6	2	1	
9/7/2024	Colorado	5	220	44.0	54	0	0	1	1	2	1-3	27	1	3	169	56.3	0	0	
9/14/2024	UNI	4	134	33.5	36	0	0	1	0	1	1-1	31	0	2	130	65.0	2	0	
	Opponents	15	589	39.3	54	0	0	4	1	4	2-4	31	1	9	480	53.3	3	0	
	Nebraska	9	392	43.6	60	1	1	2	3	4	3-4	31	0	19	1140	60.0	6	1	



TEAM COMPARISON

OPPONENT	SCORE	1ST DNS (RUN/PASS/PEN.)	RUSHING	PASSING	PASS YDS	TOTAL OFFENSE	RET YDS	T/O
UTEP	40-7	30/12 (11/5; 14/7; 5/0)	47-223/24-56	25-36-0 /16-26-2	284/149	83-507/50-205	118/77	1/2
Colorado	28-10	22/15 (10/3; 7/11; 5/1)	35-149/22-16	23-30-0/23-40-1	185/244	65-334/62-260	58/113	0/2
UNI	34-3	22 /18 (7/6; 13/9; 2/3)	22-142/39-139	20-26-1/16-32-1	281/162	48-423/71-301	17/36	1/1
Totals	102-20	74/45 (28/14; 34/27; 12/4)	104-514/85-211	68-92-1/55-98-4	750/555	196-1264/183-766	193/226	2/5

Note: Game totals are displayed in the format NEBRASKA/OPPONENT for each category

OPPONENT	3RD DOWN	4TH DOWN	TIME POSS	MARGIN	YDS/RUSH	YDS/PASS	YDS/PLAY	PUNTING	PENALTIES	SACKS
UTEP	11-17 / 3-10	0-2 / 0-0	38:32 / 21:28	17:04	4.7 / 2.3	7.9 / 5.7	6.1 / 4.1	2-48.5 / 6-39.2	3-35.0 / 9-76.0	2 / 1
Colorado	3-12 / 4-14	0-0 / 1-3	35:21 / 24:39	10:42	4.3 / 0.7	6.2 / 6.1	5.1 / 4.2	7-42.1 / 5-44.0	12-105.0 / 9-104.0	6 / 0
UNI	4-7 / 6-16	0-1 / 2-4	21:53 / 38:07	-16:14	6.5 / 3.6	10.8 / 5.1	8.8 / 4.2	0-0.0 / 4-33.5	4-44.0 / 9-95.0	1 / 0
Totals	18-36 / 13-40	0-3 / 3-7	95:46 / 84:14	11:32	4.9 / 2.5	8.2 / 5.7	6.4 / 4.2	9-43.6 / 15-39.3	19-184.0 / 27-275.0	9 / 1

Note: Game totals are displayed in the format NEBRASKA/OPPONENT for each category

NEBRASKA RED ZONE CHART

NEBRASKA INSIDE OPPONENT RED-ZONE

DATE	OPPONENT	SCORE	TIMES		PTS	TOTAL RUSH PASS			-----FGs-----		----- FAILED TO SCORE INSIDE RZ -----				
			IN RZ	SCORED		TDS	TDS	TDS	MADE	MISS	DOWN	INT	FUMB	HALF	GAME
8/31/2024	UTEP	W, 40-7	5	4	24	3	3	0	1	1	0	0	1	0	0
9/7/2024	Colorado	W, 28-10	5	3	21	3	2	1	0	1	0	0	0	0	1
9/14/2024	UNI	W, 34-3	4	4	20	2	1	1	2	2	0	0	0	0	0
Totals 11 of 14 (78.6%)			14	11	65	8	6	2	3	4	0	0	1	0	1

OPPONENT INSIDE NEBRASKA RED-ZONE

DATE	OPPONENT	SCORE	TIMES		PTS	TOTAL RUSH PASS			-----FGs-----		----- FAILED TO SCORE INSIDE RZ -----				
			IN RZ	SCORED		TDS	TDS	TDS	MADE	MISS	DOWN	INT	FUMB	HALF	GAME
8/31/2024	UTEP	W, 40-7	0	0	0	0	0	0	0	0	0	0	0	0	0
9/7/2024	Colorado	W, 28-10	3	2	10	1	0	1	1	2	0	0	0	0	0
9/14/2024	UNI	W, 34-3	2	1	3	0	0	0	1	1	1	0	0	0	0
Totals 3 of 5 (60.0%)			5	3	13	1	0	1	2	3	1	0	0	0	0

NEBRASKA & OPPONENT LONG PLAYS & DRIVE INFORMATION

LONG SEASON PLAYS (20 OR MORE YARDS)

	[-----NEBRASKA-----]				[-----OPPONENT-----]			
	RUSH	PASS	RET	TOT	RUSH	PASS	RET	TOT
UTEP	1	2	2	5	0	2	1	3
Colorado	1	2	0	3	0	4	2	6
Northern Iowa	2	3	0	5	0	1	1	2
TOTALS	4	7	2	13	0	7	4	11

OPPONENT LONG PLAYS (11: 0 RUNS; 7 PASSES; 4 RETURNS)

YDS	OPPONENT	PLAY	RESULT
61	Colorado	KOR (Horn Jr.)	1st-10
38	UTEP	Pass (Locklear-Thomas)	Touchdown
32	UNI	KOR (Pettinger)	1st-10
30	Colorado	Pass (Sanders-Sheppard)	1st-goal
29	UTEP	PR (Thomas)	1st-10
28	Colorado	Pass (Sanders-Hunter)	1st-10
21	UTEP	Pass (Locklear-Smith)	1st-10
21	Colorado	Pass (Sanders-Hayden)	1st-10
21	Colorado	Pass (Sanders-Hunter)	1st-10
21	UNI	Pass (Schecklman-Morancy)	1st-10
20	Colorado	KOR (Horn Jr.)	1st-10

LONG DRIVE SUPERLATIVES

	NEBRASKA	OPPONENT
Most Yards (Result)	86 vs. Colorado (TD)	63 vs. UTEP (TD); vs. Colo. (Miss FG)
Most Plays (Result)	17 vs. UTEP (FG)	16 vs. UNI (FG)
Most Time (Result)	9:26 vs. UTEP (FG)	10:08 vs. UNI (FG)

NEBRASKA LONG PLAYS (13; 4 RUNS; 7 PASSES; 2 RETURNS)

YDS	OPPONENT	PLAY	RESULT
59	UTEP	Pass (Raiola-Neyor)	Touchdown
59	UNI	Pass (Raiola-Lloyd)	1st-10
42	UTEP	Rush (E. Johnson)	1st-Goal
38	UNI	Rush (Dowdell)	1st-10
36	UNI	Rush (E. Johnson)	Touchdown
36	Colorado	Pass (Raiola-Lloyd)	1st-Goal
35	UTEP	KOR (Barney)	1st-10
25	Colorado	Pass (Raiola-Boerkircher)	1st-10
24	UNI	Pass (Raiola-Nelson)	Touchdown
24	UNI	Pass (Haarberg-E. Johnson)	1st-10
21	UTEP	Pass (Raiola-Banks)	Touchdown
21	UTEP	KOR (Barney)	1st-10
21	Colorado	Rush (Barney)	1st-10

GAME-OPENING DRIVES

OPPONENT	[-----NEBRASKA-----]			[-----OPPONENT-----]		
	PTS.	1ST DWN	YDS	PTS.	1ST DWN	YDS
UTEP	7	5	72	0	0	9
Colorado	7	4	49	0	0	-9
UNI	7	5	75	3	4	62

SECOND-HALF OPENING DRIVES

OPPONENT	[-----NEBRASKA-----]			[-----OPPONENT-----]		
	PTS.	1ST DWN	YDS	PTS.	1ST DWN	YDS
UTEP	7	6	73	0	2	16
Colorado	0	0	6	3	2	49
UNI	3	3	68	0	3	46



NEBRASKA & OPPONENT SCORING DRIVES, MISCELLANEOUS STATS

SCORING DRIVES

GAME	SCORING DRIVES		[----TIME----]		[---PLAYS---		5 OR LESS	1 OR 0
	DRIVES	TOT	AVG.	TOT	AVG.			
UTEP	6	26:30	4:25	59	9.8		1	0
Colorado	4	3:22	0:50	19	4.75		2	1
Northern Iowa	6	20:08	3:21	42	7.00		1	0
TOTAL	16	55:31	3:28	120	7.5		4	1
OPPONENTS	4	13:31	3:22	33	8.3		1	0

NEBRASKA POINTS OFF TURNOVERS

GAME	TOs GAINED	TD	FG-FGA	PTS.	(NU FUM./LOST, INT)
UTEP	2 (0/0 F/L, 2 INT)	1	0-0	7	1 (1/1 F/L, 0 INT)
Colorado	2 (2/1 F/L, 1 INT)	1	0-0	7	0 (0/0 F/L, 0 INT)
Northern Iowa	1 (2/0 F/L, 1 INT)	0	1-1	3	1 (0/0 F/L, 1 INT)
TOTAL	5 (4/1 F/L, 4 INT)	2	1-1	17	2 (1/1 F/L, 1 INT)
OPPONENTS	2 (1/1 F/L, 1 INT)	0	0-0	0	5 (4/1 F/L, 4 INT)

PENALTY NUMBERS

	NU PEN.-YDS.	OPP. PEN.-YDS
UTEP	3-35	9-76
Colorado	12-105	9-104
Northern Iowa	4-44	9-95
TOTALS (AVG/PENALTY)	19-184 (9.7)	27-275 (10.2)
AVG/GAME	6.3-61.3	9.0-91.7

STARTING FIELD POSITION*

GAME	NU AVG. START	OPP. AVG. START	NU DIFF.
	(yards/drives/in 20/past 50)	(yards/drives/in 20/past 50)	
UTEP	35.4 (389/11/1/3)	24.5 (270/11/3/0)	10.9
Colorado	33.8 (406/12/3/3)	26.2 (340/13/2/1)	7.6
Northern Iowa	24.4 (220/9/3/1)	24.8 (223/9/1/0)	-0.4
TOTAL	31.7 (1015/32/7/7)	25.2 (833/33/6/1)	6.5

*does not include drives with time of 0:00 (i.e. defensive and special teams touchdowns, end of half turnovers, overtime, etc.)

NEBRASKA SCORING DRIVES

[----DRIVE----]

OPPONENT	PLAYS	YDS	TIME	SCORE	QTR./TIME	PLAY
UTEP	12	72	5:54	7-0	1st/9:00	Dowdell 5-yd rush
UTEP	0	0	0:00	9-7	2nd/10:29	Robinson safety
UTEP	2	59	0:18	16-7	2nd/10:04	Neyer 59-yd pass from Raiola
UTEP	8	63	3:45	23-7	2nd/5:34	Ervin 2-yd rush
UTEP	9	59	2:03	30-7	2nd/0:02	Banks 21-yd pass from Raiola
UTEP	11	73	5:04	37-7	3rd/5:04	Ervin 1-yd rush
UTEP	17	87	9:22	40-7	4th/9:22	Alvano 20-yd FG
Colorado	7	49	3:22	7-0	1st/10:34	Dowdell 12-yd rush
Colorado	0	0	0:00	14-0	1st/5:46	Hill 7-yd interception return
Colorado	9	86	4:46	21-0	2nd/6:44	Dowdell 1-yd rush
Colorado	3	70	0:45	28-0	2nd/0:40	Johnson 18-yd pass from Raiola
UNI	8	75	3:20	7-0	1st/11:40	Nelson 24-yd pass from Raiola
UNI	7	75	3:08	14-3	2nd/13:04	Neyor 18-yd pass from Raiola
UNI	4	80	2:05	21-3	2nd/6:51	Barney 10-yd rush
UNI	9	68	3:31	24-3	3rd/6:17	Alvano 32-yd FG
UNI	6	33	3:11	27-3	3rd/0:43	Alvano 21-yd FG
UNI	8	80	4:33	34-3	4th/4:31	E. Johnson 36-yd rush

OPPONENT SCORING DRIVES

[----DRIVE----]

OPPONENT	PLAYS	YDS	TIME	SCORE	QTR./TIME	PLAY
UTEP	3	63	0:42	7-7	1st/2:24	Thomas 38-yd pass from Locklear
Colorado	8	49	2:46	3-28	3rd/10:38	Mata 27-yd FG
Colorado	6	58	2:04	10-28	4th/8:45	Wester 5-yd pass from Sanders
UNI	16	62	10:08	3-7	1st/1:32	Palmer 31-yd FG



INDIVIDUAL CAREER/SEASON SUPERLATIVES

SEASON AND CAREER, MOST PASSING YARDS

PLAYER	2024	CAREER
Heinrich Haarberg	35 vs. UTEP	199 vs. Michigan, '2023
Jaylin Gramstad	11 vs. UTEP	397-% at Mount Mary '23
Dylan Raiola	247 vs. UTEP	Same

SEASON AND CAREER, LONGEST PASS

2024	CAREER
24 vs. UTEP (E. Johnson)	72* vs. Purdue, '23 (Lloyd)
11 vs. UTEP (Mangini)	69 vs. Keiser, '22
59*, 59 vs. UTEP (Neyor), UNI (Lloyd)	Same

*-Indicates touchdown pass; %-at Northwestern (Iowa)

SEASON AND CAREER, MOST RECEIVING YARDS

PLAYER	2024	CAREER
Jahmal Banks	61 vs. UTEP	141-@, vs. Clemson
Jacory Barney Jr.	29 vs. Colorado; UTEP	Same
Alex Bullock	12 vs. UTEP	56 at Minnesota, '23
Nate Boerkircher	25 vs. Colorado	33 at Colorado, '23
Janiran Bonner	26 vs. UTEP	Same
Malachi Coleman		44 vs. Northwestern, '23
Jaidyn Doss		16 vs. Purdue, '23
Isaiah Garcia-Castaneda		120 at Northwestern, '22
Gabe Ervin Jr.		20 vs. Northern Illinois, '23
Thomas Fidone III	13 vs. UNI	43 at Michigan State, '23
Heinrich Haarberg	8 vs. UNI	10 at Minnesota, '23
Rahmir Johnson	49 vs. Colorado	105 Michigan, '21
Emmett Johnson	43 vs. UNI	Same
Luke Lindenmeyer	12 vs. UTEP	Same
Jaylen Lloyd	59 vs. UNI	73 vs. Purdue, '23
Roman Mangini	11 vs. UTEP	Same
Maurice Mazzucca		13-! vs. Bloomsburg, '21
Carter Nelson	48 vs. UNI	Same
Isaiah Neyor	121 vs. UTEP	126-^ vs. Boise State '21
Keelan Smith	4 vs. UTEP	Same

SEASON AND CAREER, LONGEST CATCH

2024	CAREER
21* vs. UTEP (Raiola)	48-@, vs. Missouri, '22
14 vs. UNI (Raiola)	Same
12 vs. UTEP (Haarberg)	34 * at Minnesota (Sims)
25 vs. Colorado (Raiola)	Same
14 vs. UTEP (Raiola)	Same
	44* vs. Northwestern (Haarberg)
	16 vs. Purdue (Haarberg)
	75-& at New Mexico, '21
	12 vs. Northern Illinois (Haarberg)
7 vs. UNI (Raiola)	29 * vs. La Tech (Haarberg)
8 vs. UNI (Raiola)	Same
18 vs. Colorado (Raiola)	43 Michigan, '21 (Martinez)
24 vs. UNI (Haarberg)	Same
12 vs. UTEP (Haarberg)	Same
59 vs. UNI (Raiola)	73* vs. Purdue (Haarberg)
11 vs. UTEP (Gramstad)	Same
	18-! vs. Bloomsburg, '21
24* vs. UNI (Raiola)	Same
59* vs. UTEP (Raiola)	74-^ vs. Boise State '21
4 vs. UTEP (Haarberg)	Same

*-Indicates touchdown scored &-at New Mexico State; @-Wake Forest; ^-Wyoming; #-Oregon; !-at Mercyhurst

SEASON AND CAREER, MOST RUSHING YARDS

PLAYER	2024	CAREER
Jahmal Banks		7-@ Pittsburgh, '23
Jacory Barney Jr.	28 vs. Colorado	Same
Janiran Bonner		5 vs. Michigan, '23
Dante Dowdell	74 vs. Colorado	Same
Gabe Ervin Jr.	24 vs. UTEP	74 at Colorado, '23
Isaiah Garcia-Castaneda		6 vs. Kentucky, '21
Jaylin Gramstad	2 vs. UTEP	184 at Concordia, '22
Heinrich Haarberg	8 vs. UTEP	157 vs. Louisiana Tech, '23
Tommi Hill		-5 vs. Northern Illinois, '23
Kwinten Ives	4 vs. UTEP	
Emmett Johnson	71 vs. UTEP	84 vs. Maryland, '23
Rahmir Johnson	50 vs. UTEP	83 at Minnesota, '21
Daniel Kaelin		
Luke Lindenmeyer		-2 at Colorado, '23
Maurice Mazzucca	8 vs. UTEP	58-! at Mercyhurst, '21
Jaylen Lloyd		9 at Minnesota, '23
Carter Nelson		
Mekhi Nelson	2 vs. UTEP	Same
Isaiah Neyor		58-^ vs. New Mexico, '20
Dylan Raiola	13 vs. UNI	Same
Kenneth Williams	5 vs. UTEP	

SEASON AND CAREER, LONGEST RUN

2024	CAREER
21 vs. Colorado	7-@ Pittsburgh, '23
	Same
	3 vs. Michigan, '23
38 vs. UNI	Same
11 vs. UTEP	27 at Minnesota, '23
	6 & vs. Kentucky, '21
2 vs. UTEP	71 at Concordia, '22
8 vs. UTEP	72 * vs. Louisiana Tech, '23
	-5 vs. Northern Illinois, '23
5 vs. UTEP	Same
42 vs. UTEP	Same
13 vs. UTEP	44 at Colorado, '23
5 vs. UTEP	-1 at Colorado, '23
	51-! at Mercyhurst, '21
	9 at Minnesota, '23
2 vs. UTEP	Same
15 vs. UNI	58-^ vs. New Mexico, '20
5 vs. UTEP	Same

*-Indicates touchdown scored &-New Mexico State; @-Wake Forest; ^-Wyoming; #-Oregon; %-at Northwestern (Iowa); !-at Mercyhurst



INDIVIDUAL CAREER/SEASON SUPERLATIVES

SEASON AND CAREER, MOST TACKLES, TFLS AND SACKS

PLAYER	TACKLES (2024)	CAREER	TFL (2024)	CAREER	SACKS (2024)	CAREER
Dwight Bootle		2 vs. No. Illinois, '23		none		none
Jacob Bower	1 vs. UNI	Same		none		none
Derek Branch	2 vs. UNI	Same	0.5 vs. UNI	none		none
Kody Bretz	1 vs. UNI	2 vs. Michigan, '23		none		none
Grant Buda	1 vs. UTEP	Same		none		none
Mario Buford	3 vs. UNI	Same		none		none
Marques Buford Jr.	4 vs. UNI	10 at Wisconsin, '23		1.5 at Wisconsin, '23		1.0 vs. Maryland, '23
John Bullock	9 vs. UNI	Same	2.0 vs. Colorado	Same	1.0 vs. UNI	1.0 at Illinois, '23; vs. UNI
Noah Bustard	2 vs. UTEP	Same		none		none
Jimari Butler	2 vs. Colorado	6 vs. Northwestern, '23	1.0 vs. Colorado	1.5 3x last vs. Maryland, '23		1.0 5x last vs. Wis, '23
Jeremiah Charles	1 3x, last vs. UNI	Same		none		none
Keona Davis	2 vs. UNI	Same		none		none
Mikai Gbayor	6 vs. Colorado	6 at Colo., '23; vs. Colo. '24	1.5 vs. UTEP	Same		0.5 at Mich St., '23
Vincent Genatone		1-^ vs. Butler, '23		none		none
Isaac Gifford	10 vs. UNI	11 vs. Ga. So., '22; vs Iowa, '23	1.5 vs. UNI	2.0 vs. Indiana, '22; Purdue '23		1.0 vs. Illinois, '22
Mason Goldman	2 vs. UTEP; vs. UNI	Same	1.0 vs. UTEP	Same	1.0 vs. UTEP	Same
Malcolm Hartzog	5 vs. UTEP	6 at Colorado, '23		1.0 vs. Wis., '22; at Minn., '23		none
Blye Hill		4 vs. Duquesne, '23		1.0 vs. Merrimack, '23		none
Tommi Hill	6 vs. Colorado	8 vs. Ga. Southern, '22		none		0.5 vs. Maryland, '23
Nash Hutmacher	3 vs. UTEP; vs. Colorado	7 vs. Northwestern, '23	1.0 vs. UTEP, vs. Colorado	2.5 vs. No. Illinois '23; NW '23	1 vs. Colorado	2.5 vs. Northwestern, '23
Elijah Jeudy	1 vs. UTEP; vs. UNI	2 vs. La Tech; NW, '23	0.5 vs. UTEP	1.0 vs. Northwestern, '23		none
Donovan Jones	1 vs. UTEP	Same		none		none
Sua Lefotu		2 vs. Michigan, '23		none		none
Cameron Lenhardt	3 vs. Colorado; vs. UNI	4 at Michigan State, '23	1.5 vs. Colorado	2.0 at Colorado, '23	0.5 vs. Colorado	2.0 at Colorado, '23
Vincent Jackson		none		none		none
Willis McGahee IV	3 vs. UTEP	none	1.0 vs. Colorado	Same	1.0 vs. Colorado	Same
Maverick Noonan	1 vs. UTEP	none	1.0 vs. UTEP	Same		none
Dylan Parrott	1 vs. UNI	Same		none		none
Ty Robinson	2 3x, last vs. UNI	7 vs. Maryland, '23	2.0 vs. UTEP	Same	1.0 vs. UTEP; vs. Colorado	1 6x, last vs. Colo, '24
Dylan Rogers	1 vs. Colorado	Same		none		none
A.J. Rollins		4 vs. No. Illinois, '23		none		none
Amare Sanders	2 vs. UNI	none		none		none
Ismael Smith Flores	1 vs. UTEP	Same		none		none
Rahmir Stewart	2 vs. UTEP; vs. UNI	Same		none		none
MJ Sherman	2 vs. UTEP	3 at Minn., '23; at Illinois, '23	1.0 vs. Colorado	1.0 vs. No. Ill., '23; vs. Colo.	1.0 vs. Colorado	1.0 vs. NIU, '23; vs. Colo.
Vincent Shavers	3 vs. UTEP	Same		none		none
DeShon Singleton	6 vs. Colorado; vs. UNI	7 at Minn., '23; La Tech, '23		1.5 vs. Louisiana Tech, '23		none
Gage Stenger	1 vs. UTEP	Same		none		none
Stefon Thompson	6 vs. UNI	10-@ vs. Pittsburgh, '21		4.0-@ at Louisville, '20		2.0-@ vs. Albany, '21
Traveon Thompson	1 vs. UTEP	Same		none		none
Princewell Umanmeilen	2 vs. UTEP	7 vs. Northwestern, '23	0.5 vs. Colorado	2.0 vs. Northwestern, '23	0.5 vs. Colorado	1.0 NW, '23
Riley Van Poppel		1 4x, last vs. Maryland, '23		0.5 at Colorado, '23		0.5 at Colorado, '23
Kai Wallen	2 vs. UNI	Same		none		none
James Williams	2 vs. UNI	2 at MSU, '23; vs. UNI		1.0 vs. NW, '23; at MSU, '23		1.0 vs. NW; MSU, '23
Ceyair Wright	1 vs. Colorado	5-\$ vs. UCLA, '22		1.0-\$ vs. San Jose State, '23		None
Javin Wright		8 vs. Maryland, '23		0.5 at Michigan State, '23		0.5 vs. Iowa, '23

%-Arizona State; #-Georgia @-Syracuse; \$-USC; ^-Montana



NEBRASKA STATISTICAL HIGHS AND LOWS

NEBRASKA TOTALS	HIGHS	LOWS
Points Scored	40 vs. UTEP	28 vs. Colo.
First Downs	30 vs. UTEP	22 vs. Colo.; vs. UNI
Rushing Attempts	47 vs. UTEP	22 vs. UNI
Rushing Yards	223 vs. UTEP	142 vs. UNI
Passes Attempted	36 vs. UTEP	26 vs. UNI
Passes Completed	25 vs. UTEP	20 vs. UNI
Had Intercepted	1 vs. UNI	0 vs. UTEP; vs. Colo.
Passing Yards	284 vs. UTEP	185 vs. Colo.
Total Plays	83 vs. UTEP	48 vs. UNI.
Total Yards	507 vs. UTEP	334 vs. Colo.
Possession Time	38:32 vs. UTEP	21:53 vs. UNI
Fumbles	1 vs. UTEP	0 vs. Colo.; vs. UNI
Fumbles Lost	1 vs. UTEP	0 vs. Colo.; vs. UNI
Turnovers	1 vs. UTEP; vs. UNI	0 vs. Colo.
Turnover Margin	+2 vs. Colo.	0 vs. UNI
Penalties	12 vs. Colo.	3 vs. UTEP
Yards Penalized	104 vs. Colo.	35 vs. UTEP
Sacks By-Yards Lost	6-41 vs. Colo.	1-1 vs. UNI
Team Tackles for Loss-Yards	10-49 vs. Colo.	3.0-4 vs. UNI

NEBRASKA INDIVIDUAL OFFENSIVE HIGHS

Most Rushing Attempts	17; Donte Dowdell vs. Colo.
Most Net Rushing Yards	74; Donte Dowdell vs. Colo.
Most Rushing TDs	2; Gabe Ervin Jr. vs. UTEP; Donte Dowdell vs. Colo.
Longest TD Run	36; Emmett Johnson vs. UNI
Longest Run, No TD	42; Emmett Johnson vs. UTEP
Most Pass Attempts	30; Dylan Raiola vs. Colo.
Most Completed Passes	23; Dylan Raiola vs. Colo.
Most Passing Yards	247; Dylan Raiola vs. UNI
Most Passing TDs	2; Dylan Raiola vs. UTEP
Longest TD Pass	59; Dylan Raiola to Isaiah Neyor vs. UTEP
Longest Pass, No TD	59; Dylan Raiola to Jaylen Lloyd vs. UNI
Most Pass Receptions	8; Rahmir Johson vs. Colo.
Most Receiving Yards	121; Isaiah Neyor vs. UTEP
Most TD Receptions	1; Isaiah Neyor and Jahmal Banks vs. UTEP; Rahmir Johnson vs. Colo.; Isaiah Neyor vs. UNI
Most Total Offense Attempts	33; Dylan Raiola vs. Colo. (30 rush, 2 pass)
Most Total Offense Yards	260; Dylan Raiola vs. UNI (13 rush, 247 passing)
Most All-Purpose Attempts	17; Donte Dowdell vs. Colo.
Most All-Purpose Yards	121; Isaiah Neyor vs. UTEP
Most Touchdowns Scored	2; Gabe Ervin Jr. vs. UTEP; Donte Dowdell vs. Colo.

NEBRASKA INDIVIDUAL SPECIAL TEAMS HIGHS

Most Field Goals Attempted	2; Tristan Alvano vs. UNI
Most Field Goals Made	2; Tristan Alvano vs. UNI
Longest Field Goal Made	31; Tristan Alvano vs. UNI
Longest Field Goal Attempted	32; Tristan Alvano vs. Colo.
Longest Punt Return, TD	None
Longest Punt Return, No TD	13; Isaiah Garcia-Castaneda vs. UTEP
Most Punt Return Yardage	25; Isaiah Garcia-Castaneda vs. UTEP
Longest Kickoff Return, TD	None
Longest Kickoff Return, No TD	35; Jacory Barney Jr. vs. UTEP
Most Kickoff Return Yardage	75; Jacory Barney Jr. vs. UTEP
Longest Blocked Punt, TD	None
Longest Blocked Field Goal Return	None
Most Punts	5; Brian Buschini vs. Colo. (50.8 avg)
Highest Punting Average	50.8; Brian Buschini vs. Colo. (5 punts)
Longest Punt	60; Brian Buschini vs. Colo.
Most Blocked Field Goals	1; Ty Robinson vs. Colo.
Most Blocked Punts	None
Most Blocked PAT	None

NEBRASKA INDIVIDUAL DEFENSIVE HIGHS

Most Total Tackles	10; Isaac Gifford. vs. UNI
Most Solo Tackles	5; Malcolm Hartzog Jr. vs. UTEP; DeShon Singleton vs. Colo.
Most Tackles for Loss	2.0; Ty Robinson vs. UTEP; John Bullock vs. Colo.
Most Yards Lost	11; Nash Hutmacher vs. Colo. (1.0 TFL)
Most Quarterback Sacks	1.0.; Eight players
Most Yards Lost	11; Nash Hutmacher vs. Colo. (1.0 sack)
Most Pass Breakups	1; Eight Times
Most Interceptions	1; Malcolm Hartzog Jr. and Rahmir Stewart vs. UTEP; Tommi Hill vs. Colo.; M. Hartzog vs. UNI
Longest Interception TD Return	7; Tommi Hill vs. Colo.
Longest Interception Return, No TD	18; Rahmir Stewart vs. UTEP
Longest Fumble TD Return	None
Longest Fumble Return, No TD	None

OPPONENT STATISTICAL HIGHS AND LOWS

OPPONENT TOTALS	HIGHS	LOWS
Points Scored	15 vs. Colo.	3 vs. UNI
First Downs	18 vs. UNI	12 vs. UTEP
Rushing Attempts	39 vs. UNI	22 vs. Colo.
Rushing Yards	139 vs. UNI	16 vs. Colo.
Passes Attempted	40 vs. Colo.	26 vs. UTEP
Passes Completed	23 vs. Colo.	16 vs. UTEP
Had Intercepted	2 vs. UTEP	1 vs. Colo.; vs. UNI
Passing Yards	244 vs. Colo.	149 vs. UTEP
Total Plays	71 vs. UNI	50 vs. UTEP
Total Yards	301 vs. UNI	205 vs. UTEP
Possession Time	38:07 vs. UNI	21:28 vs. UTEP
Fumbles	2 vs. Colo.; vs. UNI	0 vs. UTEP
Fumbles Lost	1 vs. Colo.	0 vs. UTEP; vs. UNI
Turnovers	2 vs. UTEP; vs. Colo.	2 vs. UTEP; vs. Colo.
Turnover Margin	0 vs. UNI	-2 vs. Colo.
Penalties	9 vs. UTEP; vs. Colo.; vs. UNI	9 vs. UTEP; vs. Colo.
Yards Penalized	104 vs. Colo.	76 vs. UTEP
Sacks By-Yards Lost	1-6 vs. UTEP	0-0 vs. Colo.; vs. UNI
Team Tackles for Loss-Yards	7-18 vs. Colo.	2-4 vs. UNI


OPPONENT INDIVIDUAL HIGHS

Most Yards Rushing	49; Aidan Dunne (UNI)
Most Rushing Attempts	11; Aidan Dunne and Amauri Pesek-Hickson (UNI)
Most Yards Passing	244; Shadeur Sanders (Colo.)
Most Passing Attempts	38; Shadeur Sanders (Colo.)
Most Pass Completions	23; Shadeur Sanders (Colo.)
Most Pass Receptions	10; Travis Hunter (Colo.)
Most Yards Receiving	110; Travis Hunter (Colo.)

OPPONENT INDIVIDUAL LONGEST PLAYS

Rush	17; Dallan Hayden (Colo.)
Pass	38; Skyler Locklear to Kam Thomas (UTEP)
Field Goal	31; Caden Palmer (UNI)
Punt Return	29; Kam Thomas (UTEP)
Kickoff Return	61; Jimmy Horn Jr. (Colo.)
Fumble Return	None
Interception Return	0; Fletcher Marshall Jr. (UNI)
Punt	54; Mark Vassett (Colo.)

*-Indicates touchdown scored

 GAME 1 Aug. 31, 2024 Memorial Stadium Lincoln, Neb. Attend: 86,072 TV: FOX	
UTEP (0-1)	7
NEBRASKA (1-0)	40

SCORING BY QUARTERS

Team	1st	2nd	3rd	4th	Total
UTEP	7	0	0	0	7
Nebraska	7	23	7	3	40

SCORING SUMMARY

Qtr.	Time	Team	Scoring Play
1st	09:00	NEB	Dowdell 5 yd rush (Alvano kick) 12-72, 05:54 UTEP 0, NEB 7
1st	02:24	UTEP	Thomas 38 yd pass from Locklear (Flabiano kick) 3-63, 00:42 UTEP 7, NEB 7
2nd	10:29	NEB	Robinson SAFETY UTEP 7, NEB 9
2nd	10:04	NEB	Neyor 59 yd pass from Raiola (Alvano kick) 2-59, 00:18 UTEP 7, NEB 16
2nd	05:34	NEB	Ervin Jr. 3 yd rush (Alvano kick) 8-63, 03:45 UTEP 7, NEB 23
2nd	00:02	NEB	Banks 21 yd pass from Raiola (Alvano kick) 9-59, 02:03 UTEP 7, NEB 30
3rd	05:34	NEB	Ervin Jr. 1 yd rush (Alvano kick) 11-73, 05:04 UTEP 7, NEB 37
4th	09:22	NEB	Alvano 20 yd FG 17-87, 09:26 UTEP 7, NEB 40

TEAM STATISTICS

	UTEP	NEB
FIRST DOWNS	12	30
RUSHES-YARDS (NET)	24-56	47-223
PASSING-YARDS (NET)	149	284
Passes Att-Comp-Int	23-16-0	25-14-1
TOTAL OFFENSE PLAYS-YARDS	16-26-2	25-36-0
Fumble Returns-Yards	1-0	0-0
Punt Returns-Yards	1-29	3-25
Kickoff Returns-Yards	3-48	3-75
Interception Returns-Yards	0-0	2-18
Punts (Number-Avg)	6-39.2	6-48.5
Fumbles-Lost	0-0	1-0
Penalties-Yards	9-76	3-35
Possession Time	21:28	38:32
Third-Down Conversions	3-10	11-17
Fourth-Down Conversions	0-0	2-2
Sacks By: Number-Yards	1-6	2-9

INDIVIDUAL STATISTICS

RUSHING: UTEP: Jevon Jackson 10-32; Skyler Locklear 4-15; Cade McConnell 2-12; Corey Wren 4-2; Kam Thomas 1-2; Jaden Smith 1-1; Shay Smith 2-6. **NEB:** Emmett Johnson 8-71; Dante Dowdell 8-55; Rahmir Johnson 11-50; Gabe Ervin Jr. 6-24; Heinrich Haarberg 2-8; Maurice Mazzucca Jr. 5-8; Kenneth Williams 1-5; Kwinten Ives 3-4; Jalyn Gramstad 1-2; Mekhi Nelson 1-2; Dylan Raiola 1-6


PASSING: UTEP: Skyler Locklear 11-17-1-115-1; Cade McConnell 3-7-1-20-0; Shay Smith 2-2-0-14-0. **NEB:** Dylan Raiola 19-27-0-238-2; Heinrich Haarberg 5-5-0-35-0; Jalyn Gramstad 1-3-0-11-0; TEAM 0-1-0-0-0.

RECEIVING: UTEP: Kam Thomas 7-71; Jaden Smith 4-33; Trey Goodman 2-26; Joshua Dye 1-11; Marcus Vinson 1-5; Ashton Nickelberry 1-3. **NEB:** Isaiah Neyor 6-121; Jahmal Banks 4-61; Janiran Bonner 3-26; Carter Nelson 3-21; Thomas Fidone II 3-1; Luke Lindenmeyer 1-12; Alex Bullock 1-12; Roman Mangini 1-11; Jacory Barney Jr. 1-10; Emmett Johnson 1-5; Keelan Smith 1-4.

INTERCEPTIONS: UTEP: None. **NEB** Malcolm Hartzog Jr. 1-0; Rahmir Stewart 1-18.

FUMBLES: UTEP: None. **NEB** Dante Dowdell 1-1

TACKLE LEADERS: UTEP: Dorian Hopkins 6-10. **NEB** Malcolm Hartzog Jr. 5-0; Mikai Gbaylor 2-3

 GAME 2 Sept. 7, 2024 Memorial Stadium Lincoln, Neb. Attend: 86,906 TV: NBC	
COLORADO (1-1)	10
NEBRASKA (2-0)	28

SCORING BY QUARTERS

Team	1st	2nd	3rd	4th	Total
Colorado	0	0	3	7	10
Nebraska	14	14	0	0	28

SCORING SUMMARY

Qtr.	Time	Team	Scoring Play
1st	10:34	NEB	Dowdell 12 yd rush (Alvano kick) 7-49, 03:22 CU 0, NEB 7
1st	05:46	NEB	Hill 7 yd interception return (Alvano kick) CU 0, NEB 14
2nd	06:44	NEB	Dowdell 1 yd rush (Alvano kick), 9-86, 04:46 CU 0, NEB 21
2nd	00:40	NEB	R. Johnson 18 yd pass from Raiola (Alvano kick) 3-70, 00:45 CU 0, NEB 28
3rd	10:38	CU	Mata 27 yd FG 8-49, 02:46 CU 3, NEB 28
4th	08:45	CU	Wester 5 yd pass from Sanders (Mata kick) 6-58, 02:04 CU 10, NEB 28

TEAM STATISTICS

	CU	NEB
FIRST DOWNS	15	22
RUSHES-YARDS (NET)	22-16	35-149
PASSING-YARDS (NET)	244	185
Passes Att-Comp-Int	40-23-1	30-23-0
TOTAL OFFENSE PLAYS-YARDS	62-260	65-334
Fumble Returns-Yards	0-0	1-0
Punt Returns-Yards	3-14	2-16
Kickoff Returns-Yards	3-99	2-35
Interception Returns-Yards	0-0	1-7
Punts (Number-Avg)	5-44.0	5-42.1
Fumbles-Lost	2-1	0-0
Penalties-Yards	9-104	12-105
Possession Time	24:39	35:21
Third-Down Conversions	4-14	3-12
Fourth-Down Conversions	1-3	0-0
Red-Zone Scores-Chances	2-3	3-5
Sacks By: Number-Yards	0-0	6-41

INDIVIDUAL STATISTICS

RUSHING: CU: Dallan Hayden 5-32; Isaiah Augustave 2-6; Charlie Offerdahl 4-4; Ryan Staub 3-4; Shedeur Sanders 8-30. **NEB:** Dante Dowdell 17-74; Rahmir Johnson 9-33; Jacory Barney Jr. 2-28; Dylan Raiola 3-7; Gabe Ervin Jr. 2-6; Emmett Johnson 1-3; TEAM 1-2

PASSING: CU: Shedeur Sanders 23-38-1-244-1; Ryan Staub 0-2-0-0-0. **NEB:** Dylan Raiola 23-30-0-185-1.

RECEIVING: CU: Travis Hunter 10-110; LaJohntay Wester 4-20; Will Sheppard 3-59; Jimmy Horn Jr. 3-26; Dallan Hayden 2-27; Sav'ell Smalls 1-2. **NEB:** Rahmir Johnson 8-49; Jacory Barney Jr. 6-29; Isaiah Neyor 4-31; Jahmal Banks 2-2; Jaylen Lloyd 1-36; Nate Boerkircher 1-25; Thomas Fidone II 1-13

INTERCEPTIONS: CU: None. **NEB:** Tommi Hill 1-0.

FUMBLES: CU: Jimmy Horn Jr. 1-0; Ryan Staub 1-1. **NEB** None

TACKLE LEADERS: CU: Cam'Ron Silmon-Craig 11-0. **NEB:** DeShon Singleton 5-1; Tommi Hill 4-2; Mikai Gbaylor 3-3; Isaac Gifford 2-4

 GAME 3 Sept. 14, 2024 Memorial Stadium Lincoln, Neb. Attend: 86,546 TV: BTN	
NORTHERN IOWA (2-1)	3
NEBRASKA (3-0)	34

SCORING BY QUARTERS

Team	1st	2nd	3rd	4th	Total
Northern Iowa	3	0	0	0	3
Nebraska	7	14	6	7	34

SCORING SUMMARY

Qtr.	Time	Team	Scoring Play
1st	11:40	NEB	Nelson 24 yd pass from Raiola (Alvano kick) 8-75, 03:20 UNI 0, NEB 7
1st	01:32	UNI	Palmer 31 yd FG 16-62, 10:08 UNI 3, NEB 7
2nd	13:04	NEB	Neyor 18 yd pass from Raiola (Alvano kick) 7-75, 03:20 UNI 3, NEB 14
2nd	06:51	NEB	Barney Jr. 10 yd rush (Alvano kick) 4-80, 02:05 UNI 3, NEB 21
3rd	06:17	NEB	Alvano 31 yd FG 9-68, 03:31 UNI 3, NEB 24
3rd	00:43	NEB	Alvano 21 yd FG 6-33, 03:11 UNI 3, NEB 27
4th	04:31	NEB	E. Johnson 36 yd rush (Hohl kick) 8-80, 04:33 UNI 3, NEB 34

TEAM STATISTICS

	UNI	NEB
FIRST DOWNS	18	22
RUSHES-YARDS (NET)	39-139	22-142
PASSING-YARDS (NET)	162	281
Passes Att-Comp-Int	32-16-1	26-20-1
TOTAL OFFENSE PLAYS-YARDS	71-301	48-423
Fumble Returns-Yards	0-0	0-0
Punt Returns-Yards	0-0	1-2
Kickoff Returns-Yards	3-36	0-0
Interception Returns-Yards	1-0	1-15
Punts (Number-Avg)	4-33.5	4-0
Fumbles-Lost	2-0	0-0
Penalties-Yards	9-95	4-44
Possession Time	38:07	21:53
Third-Down Conversions	6-16	4-7
Fourth-Down Conversions	2-4	0-1
Red-Zone Scores-Chances	1-2	4-4
Sacks By: Number-Yards	0-0	1-1

INDIVIDUAL STATISTICS

RUSHING: UNI: Aidan Dunne 11-49; Amauri Pesek-Hickson 11-39; Tye Edwards 10-37; Matthew Schecklman 2-10; Sergio Morancy 1-6; Harrison Bey-Buie 2-4; TEAM 2-6. **NEB:** Dante Dowdell 6-55; Emmett Johnson 4-50; Dylan Raiola 2-13; Jacory Barney Jr. 1-10; Heinrich Haarberg 3-7; Rahmir Johnson 2-4; Gabe Ervin Jr. 3-3; Janiran Bonner 1-0

PASSING: UNI: Aidan Dunne 13-25-1-117-0; Matthew Schecklman 3-7-0-45-0. **NEB:** Dylan Raiola 17-23-1-247-2; Heinrich Haarberg 3-3-0-34-0.

RECEIVING: UNI: Amauri Pesek-Hickson 3-25; Desmond Hutson 3-24; Sergio Morancy 2-30; Jaiden Ellis-Lahey 2-29; Derek Anderson 2-24; Layne Pryor 2-10; JC Roque Jr. 1-16; Tye Edwards 1-4. **NEB:** Carter Nelson 4-48; Emmett Johnson 3-43; Jacory Barney Jr. 3-29; Isaiah Neyor 2-35; Rahmir Johnson 2-28; Thomas Fidone II 2-13; Jaylen Lloyd 1-59; Jahmal Banks 1-13; Heinrich Haarberg 1-8; Janiran Bonner 1-5

INTERCEPTIONS: UNI: Fletcher Marshall Jr. 1-0. **NEB:** Malcolm Hartzog Jr. 1-15

FUMBLES: UNI: Sergio Morancy 1-0. Team 1-0. **NEB** None

TACKLE LEADERS: UNI: Tucker Langenberg 5-1; JJ Devil 3-3. **NEB:** Isaac Gifford 4-6