

NEBRASKA

**NEBRASKA
CORNHUSKERS**
(5-2, 2-2 BIG)



**OHIO STATE
BUCKEYES**
(5-1, 2-1 BIG)

SATURDAY, OCT. 26 • 11 A.M. CT • COLUMBUS, OHIO • OHIO STADIUM • FIELDTURF

Nebraska continues a difficult two-game road trip, taking on a second straight ranked opponent away from Lincoln on Saturday. The Huskers will travel to Columbus, Ohio, to take on Ohio State, with game time at Ohio Stadium set for 11 a.m. CT (Noon ET). FOX will provide the television coverage of the contest, and Saturday's game can also be heard on the Huskers Radio Network and the Huskers App.

The Huskers stand at 5-2 on the season and 2-2 in Big Ten play following a 56-7 loss at No. 16 Indiana on Saturday afternoon. Nebraska cut the Indiana lead to 14-7 midway through the second quarter of Saturday's game, however two touchdowns in the final four minutes of the first half gave Indiana full control. The Hoosiers did not look back in the second half en route to the victory. Nebraska had been very strong in the turnover margin department in the first half of the season, but a -4 turnover difference at Indiana played a big part in the result.

Ohio State will come into Saturday's game with a 5-1 overall record and a 2-1 mark in Big Ten Conference play. The Buckeyes are ranked No. 4 in both the Associated Press Poll and coaches poll heading into the second half of their season. Ohio State was off last week following a one-point loss at third-ranked Oregon on Oct. 12.

Coach Ryan Day's team features one of the nation's most potent offenses, as the Buckeyes average 43.5 points and 503.0 total yards per game to rank among the top 10 nationally in both categories. Ohio State's defense is also among the nation's best, allowing 11.0 points and 254.3 yards per game to lead the Big Ten and rank in the top five nationally in both categories.

THIS WEEK'S NUMBERS

2

Nebraska is facing its second straight ranked opponent in No. 4 Ohio State. It marks the first time Nebraska has played back-to-back ranked opponents since late in the 2021 season (Ohio State, at Wisconsin). It is the first time NU has had consecutive road games against ranked teams since early in the 2021 season (at Oklahoma, at Michigan State).

200

Nebraska senior rover Isaac Gifford increased his career tackle total to 207 with eight tackles at Indiana. Gifford is one of just 10 defensive backs and 43 players overall in school history to top 200 career tackles.

900

Saturday's game pits two of college football's winningest programs, as Ohio State (969) and Nebraska (922) are two of just eight schools with more than 900 wins in school history.

2024 NEBRASKA FOOTBALL SCHEDULE

Aug. 31	UTEP	FOX	W, 40-7	Huskers top 500 yards and 40 points in opener
Sept. 7	Colorado	NBC	W, 28-10	Defense dominates with six sacks, INT for TD
Sept. 14	Northern Iowa	BTN	W, 34-3	Offense averages 8.8 yards per play
Sept. 20	#24 Illinois*	FOX	L, 24-31 (ot)	Huskers fall in OT in 400th consecutive sellout
Sept. 28	at Purdue*	Peacock	W, 28-10	Huskers explode for 28 points in final 18 minutes
Oct. 5	Rutgers*	FS1	W, 14-7	D records 4 sacks, 2 INT, allows just 78 rushing yards
Oct. 19	at #16 Indiana*	FOX	L, 7-56	No. 16 IU scores 21 in 2nd quarter to pull away
Oct. 26	at #4 Ohio State*	FOX	11 a.m.	2 of the last 4 meetings decided by 9 points or less
Nov. 2	UCLA*	BTN	2:30 p.m.	NU ranked in 10 of the 13 all-time meetings
Nov. 16	at USC*	TBA	TBA	Only team NU has played more than once & not beaten
Nov. 23	Wisconsin*	TBA	TBA	Last 3 matchups all decided by 7 or fewer points
Nov. 29	at Iowa*	NBC	6:30 p.m.	Huskers' 35th straight "Black Friday" game

All times Central; Home games in **bold**; *Big Ten Conference game

NEBRASKA

- **2024 Record:** 5-2, 2-2 in Big Ten
- **Last Game:** lost to No. 16 Indiana, 56-7
- **Streak:** Lost 1
- **AP Rank:** Receiving Votes
- **Coaches Rank:** Receiving Votes
- **Head Coach:** Matt Rhule
- **Nebraska Record:** 10-9 (2nd year)
- **Collegiate Record:** 57-52 (9th year)
- **Record vs. Ohio State:** first meeting

OHIO STATE

- **2024 Record:** 5-1, 2-1 in Big Ten
- **Last Game:** lost at Oregon, 32-31
- **Streak:** Lost 1
- **AP Rank:** 4
- **Coaches Rank:** 4
- **Head Coach:** Ryan Day
- **Ohio State Record:** 61-9 (7th season)
- **Career Record:** same
- **Record vs. Nebraska:** 3-0

SERIES HISTORY

- **All-Time Series:** Ohio State leads, 9-1
- **At Columbus:** Ohio State leads, 6-0
- **Last Game:** Ohio State, 26-17, 2021
- **Win Streak:** Ohio State, 7 games

TV INFORMATION



Play-by-Play: Gus Johnson
Analyst: Joel Klatt
Sidelines: Jenny Taft
Fox Sports App

HUSKERS RADIO NETWORK



Play-by-Play: Greg Sharpe
Analysis: Damon Benning
Sidelines: Jessica Coody
Pre/Post-Game: Matt Coatney, Jessica Coody, Ben McLaughlin & Tommy Armstrong Jr.

Huskers.com & Huskers App



NEBRASKA COMMUNICATIONS

CREDENTIAL REQUESTS

To request a credential for home games visit:
<http://www.huskers.com/media>

FOOTBALL CONTACTS

Associate A.D./Comm......**Keith Mann**
 Phone 402-472-0237
 E-Mail kmann@huskers.com

Sr. Assoc. Comm. Dir......**Shamus McKnight**
 Phone 402-472-7772
 E-Mail smcknight@huskers.com

Associate Director.....**Matt Smith**
 Phone 402-472-7780
 E-Mail msmith@huskers.com

Admin. Assoc. (Credentials) ... Vicki Capazo
 Phone 402-472-2263
 E-Mail vcapazo@huskers.com

MAILING ADDRESS

One Memorial Stadium
P.O. Box 880123
Lincoln, NE 68588-0123
(402) 472-2263
sportsinfo@huskers.com

Shipping Address: 600 Stadium Drive

NORMAL WEEK AVAILABILITY

MONDAY

Coach Rhule will be available at a press conference in the Hawks Center following morning practice (approximately 11:55 a.m. CT). Live video will be available for free through Nebraska's social media accounts and on Huskers.com. A complete video and transcript will be made available to media in the afternoon.

TUESDAY

Offensive Coordinator Marcus Satterfield, Defensive Coordinator Tony White and selected players will be available after morning practice. Start time will normally be between 11:30 and 11:45 a.m. CT

WEDNESDAY

No post-practice media availability but Coach Rhule or a Husker assistant coach will appear at the Nebraska Football Radio Hour at 6 p.m.

THURSDAY

Coach Rhule available after morning practice. (approx. 11:10 a.m.)

FRIDAY

No media availability.

SATURDAY

Coach Rhule and requested players will be available post-game in the Hawks Center interview room for home games and in a designated area for road games.

GENERAL MEDIA POLICIES

All player and coach interviews must be arranged at least one day in advance through the Nebraska Communications Office. To request an interview, contact Keith Mann, Shamus McKnight or Matt Smith. All post-practice interviews will be conducted in the Hawks Center interview room. Interviews will not be conducted in the new Osborne Legacy Complex, which includes the weight room and locker room. The Nebraska locker room, training room and football office meeting rooms are **OFF LIMITS** to the media.

Student-athlete cell phone numbers will **NOT** be given to the media, and media should not contact or message student-athletes directly through social media platforms. **PRACTICES ARE CLOSED** to the media and to the general public during the season.

After all games, Nebraska's **LOCKER ROOM IS CLOSED**. Head Coach Matt Rhule and requested players will be brought to the postgame interview room in the Hawks Center after a brief cooling off period. On the road, Coach Rhule and requested players will be brought to the designated interview area. **NO INTERVIEWS** will be conducted on the field as the players are returning to the locker room.

MEDIA MAY NOT PROVIDE LIVE COVERAGE OF ANY PRESS CONFERENCE ON ANY DIGITAL PLATFORM OR WEBSITE.

PHONE INTERVIEWS

Media wishing to try to arrange a phone interview with Coach Rhule may contact Keith Mann for availability. Please contact the Communications Office as far in advance as possible. Out-of-town media requesting phone interviews with players should contact Keith Mann or Shamus McKnight with those requests, preferably on Sundays, but no later than 10 a.m. (Central) on Monday of game week. Other than rare exceptions, player interviews will take place on Tuesday.

NEBRASKA FOOTBALL PHOTO REQUESTS

Contact the Nebraska Communications office to request historical photos, facility photos, action photos and head shots.

HUSKERS.COM & COLLEGE PRESS BOX.COM

Huskers.com is the official site of Nebraska Athletics and includes updated stats, game notes, depth charts and extensive quotes and audio and video from Nebraska's Monday and Tuesday press conferences. A PDF version of the 2024 Nebraska Media Guide is available on Huskers.com.

Collegepressbox.com is the official media website for Division I football. Access and download game notes, quotes, statistics, media guides, headshots, logos and more for all FBS schools, conferences, postseason games, awards and the College Football Playoff. For access, please register for an account at collegepressbox.com/register.

GAME CREDENTIALS

Media may request credentials for home games at Huskers.com/media. Follow the steps on the website to complete the application. You will receive an e-mail confirming your application and an approval/denial e-mail. Contact Vicki Capazo at (402) 472-2263 with questions. Photo ID will be required to access the stadium on game day and the name on your photo ID and credential must match. Single-game credentials will not be mailed and must be picked up on game day at media will call. Single-game parking passes will be mailed to media (time permitting).

HUSKERS RADIO NETWORK

The Huskers Radio Network brings Nebraska football to fans across the nation and the world. A list of affiliates can be found at www.huskers.com/listen, and all radio broadcasts are available live on Huskers.com and the Official Husker App.

MONDAY, OCT. 21	TUESDAY, OCT. 22	WEDNESDAY, OCT. 23	THURSDAY, OCT. 24	FRIDAY, OCT. 25	SATURDAY, OCT. 26
PRACTICE Morning Practice Coach Rhule Weekly Press Conference • Approx. 11:55 CT Hawks Media Room	PRACTICE Morning Practice Available after practice: • Coordinators • Selected players	PRACTICE Morning Practice NO MEDIA ACCESS	PRACTICE Morning Practice Available after practice: • Coach Rhule • Approx. 11:10 a.m.	PRACTICE Morning Practice NO MEDIA ACCESS Travel to Columbus via Team Charter	GAME DAY Nebraska at Ohio State 11:10 a.m. CT (FOX)
		HRN COACHES SHOW • RB Coach E.J. Barthel 6-7 p.m.			POST-GAME Available after game: • Coach Rhule • Selected players

NEBRASKA VS. OHIO STATE—LAST FIVE MEETINGS

DATE	SITE	NU/IND Rank	RESULT	SCORE
10/14/2017	Lincoln	NR/9	Loss	14-56
11/3/2018	Columbus	NR/8	Loss	31-36
9/28/2019	Lincoln	NR/5	Loss	7-48
10/24/2020	Columbus	NR/5	Loss	17-52
11/6/2021	Lincoln	NR/6	Loss	17-26

SERIES HISTORY: NEBRASKA VS. OHIO STATE

Nebraska and Ohio State will meet for the 11th time overall on Saturday, and the first time since 2021. The Buckeyes own a 9-1 advantage in the series, including winning the past seven meetings.

- Nebraska and Ohio State met for six straight seasons between 2016 and 2021 with the Buckeyes ranked in the top 10 in each of those matchups.
- At least one of the teams has been ranked in all 11 matchups, including this week's game. In 10 of the 11 matchups Nebraska has faced an Ohio State team ranked 12th or higher in the AP poll, including nine Buckeye teams ranked in the top 10.
- Nebraska was ranked in three straight matchups between 2011 and 2016, including 2011 when the No. 14 Huskers picked up their lone win in the series, a 34-27 comeback victory in Lincoln. The Huskers rallied from a 21-point third-quarter deficit in that game to mark the largest comeback in school history.

HUSKERS FACE ANOTHER RANKED ROAD TEST

Saturday's game against the fourth-ranked Buckeyes marks Nebraska second straight game against a ranked foe.

- The matchup in Columbus will be Nebraska's third overall game against a ranked opponent this season, including matchups with No. 24 Illinois and at No. 16 Indiana.
- With Ohio State ranked No. 4 this week, Saturday's game will mark the sixth straight season Nebraska has faced a top-five opponent.

HUSKERS POST BEST FIRST HALF OF SEASON SINCE 2016

Nebraska opened the season with three consecutive non-conference victories, marking its first 3-0 start to the season since 2016. It was also the first time Nebraska was unblemished in non-conference play since 2016. The Huskers' 5-1 mark at the midpoint of the season was also NU's best six-game record since 2016, when Nebraska began the season with seven wins.

- The 5-2 start through seven games marks only the second time in the past 10 seasons Nebraska has had five or more wins through seven games.
- The Huskers' 5-1 first half of the season marked the 10th time since 2000 Nebraska has been 5-1 or better through six games.
- Nebraska was ranked in both national polls for two consecutive weeks (Sept. 8, Sept. 15). Nebraska rose as high as 22nd in both polls. The No. 22 AP ranking was Nebraska's highest since being ranked 17th entering the 2016 regular-season finale at Iowa.
- The Sept. 20 game with Illinois was the first matchup of two AP ranked teams at Memorial Stadium since 2013 (vs. UCLA) and the first Big Ten games between two ranked teams since 2011 when 13th-ranked Nebraska defeated No. 9 Michigan State.

NEBRASKA SHOWS ABILITY TO CONTROL GAMES

In posting its best start to a season since 2016, Nebraska has shown the ability to control games in the first half of the season. The Huskers did not trail in their first three games, and out-scored the opposition by a total of 102-20 in non-conference play. Nebraska trailed for less than 16 minutes of game action prior to last Saturday's loss at Indiana.

- Nebraska won each of its first three games by at least 18 points. It marked the first time NU won three straight games by at least 18 points since the middle of the 2014 season, when the Huskers defeated Northwestern (21), Rutgers (18) and Purdue (21). The Huskers added a fourth win by at least 18 points with its 28-10 win at Purdue.
- Nebraska's early-season success was largely a result of fast starts. Nebraska out-scored its first six opponents in the second quarter by a total of 65-3, before Indiana had a 21-7 edge in the second quarter last week. In 2023, Nebraska was out-scored 81-66 in the second quarter. Nebraska has pitched three first-half shutouts through seven games (Colorado, Purdue, Rutgers).
- Dating back to 2023, Nebraska has allowed just three first-quarter touchdowns in its past 14 games. Indiana was just the third opponent in the past 20 games to score a touchdown on its opening drive.

BIG TEN STANDINGS

Place	Team	Big Ten	Overall
1.	Indiana	4-0	7-0
	Oregon	4-0	7-0
3.	Penn State	3-0	6-0
4.	Illinois	3-1	6-1
	Wisconsin	3-1	5-2
6.	Ohio State	2-1	5-1
7.	Nebraska	2-2	5-2
	Iowa	2-2	4-3
	Michigan	2-2	4-3
	Michigan State	2-2	4-3
	Minnesota	2-2	4-3
	Washington	2-2	4-3
13.	Northwestern	1-3	3-4
	Maryland	1-3	4-3
	Rutgers	1-3	4-3
16.	USC	1-4	3-4
	UCLA	1-4	2-5
18.	Purdue	0-4	1-6

PLAYER OF THE WEEK NOMINEES

OPP.	OFF.	DEF.	SPEC.	FROSH
UTEP	Neyor	Robinson	--	Raiola
CU	R.Johnson Hill	--	Buschini	Raiola
UNI	Raiola	Bullock	--	Nelson
ILL	--	--	--	--
PUR	Banks	Bullock	--	Barney Jr.
RUT	--	Buford	Buschini	--
IND	--	--	--	--
OSU	--	--	--	--
UCLA	--	--	--	--
USC	--	--	--	--
WIS	--	--	--	--
IOWA	--	--	--	--

Bold indicates winner

2024 HUSKER HONORS

JACORY BARNEY JR., WR

- The Jet Award Watch List
- On3 Mid-Season Freshman All-American (All-Purpose)

BRYCE BENHART, OL

- Outland Trophy Watch List

BRIAN BUSCHINI, P

- Ray Guy Award Watch List
- Big Ten Special Teams POW vs. Rutgers

THOMAS FIDONE II, TE

- Mackey Award Watch List

ISAAC GIFFORD, DB

- Wuerffel Trophy Watch List
- Campbell Trophy Semifinalist
- Jason Witten Man of the Year Watch List

NASH HUTMACHER, DL

- Bednarik Award Watch List

ISAIAH NEYOR, WR

- Earl Campbell Tyler Rose Award Watch List

DYLAN RAIOLA, QB

- Polynesian Player of the Year Watch List
- Shaun Alexander Award Watch List
- Big Ten Freshman of the Week (vs. UTEP)
- On3 Mid-Season Freshman All-American (QB)

BEN SCOTT, OL

- Rimington Trophy Watch List

LAST GAME

#16 INDIANA 56, NEBRASKA 7

TEAM STATS	NU	IU
First Downs	20	24
Rushes-Yards	29-70	33-215
Passes	28-46-3	24-30-1
Passing Yards	234	280
Total Offense	304	495
3rd Downs	7-of-16	5-of-9
Turnovers	5	1
Penalties	6-47	4-46
Time of Possession	32:08	27:52

NU RUSHING LEADERS

Emmett Johnson—8 rushes, 24 yards
Jacory Barney Jr.—7-yard rushing touchdown
Heinrich Haarberg—5 carries, 32 yards

NU PASSING LEADER

Dylan Raiola—28-44-3, 234 yards

NU RECEIVING LEADERS

Thomas Fidone—6 catches, 91 yards
Jacory Barney Jr.—8 catches, 32 yards
Jaylen Lloyd—3 catches, 36 yards

NU DEFENSIVE LEADERS

Isaac Gifford—8 tackles
Ceyair Wright—6 tackles, PBU
Mikai Gbaylor—4 tackles, 2 TFL, 1-9 sack

NU SPECIAL TEAMS LEADER

Brian Buschini—3 punts, 41.0 average

NOTING LAST GAME

- Tight end **Thomas Fidone II** set career highs in receptions (6) and receiving yards (91), bettering his previous highs of four catches and 46 receiving yards.
- True freshman receiver **Jacory Barney Jr.** had a career-high eight receptions. He also had his third rushing touchdown of the season.
- Linebacker **Mikai Gbaylor** set a career high with two tackles for loss, including a nine-yard sack.
- Senior rover **Isaac Gifford** had eight tackles to push his career total to 207 tackles. He is the 10th defensive back in school history to top 200 tackles.
- Indiana totaled 495 yards to end a Husker streak of 13 straight games holding the opponent to 400 or fewer yards. The Hoosiers were also the first team to score a rushing touchdown against the Huskers this season.

BLACKSHIRT DEFENSE STRONG AGAIN IN 2024

The Nebraska defense was one of the nation's most improved units in 2023. The Blackshirts have been strong again in 2024, ranking among the Big Ten leaders in several categories.

- Nebraska allowed just 20 combined points in its first three games, the fewest through three games since NU allowed 16 points in the first three games in 2005. Nebraska is allowing 17.7 points per game to rank 19th nationally.
- Nebraska has held five opponents to 10 or fewer points this season. The five opponents held to 10 or fewer points is already the most by Nebraska in a season since the 2009 Blackshirts held eight of 14 opponents to 10 or fewer points.
- With an overtime touchdown, Illinois ended a streak of 10 straight opponents Nebraska had held to 24 or fewer points. It was the longest stretch Nebraska had limited the opposition to 24 points or less since a 14-game stretch spanning the 2009 and 2010 seasons.
- Nebraska's defense has been very dominant at home. Since the start of the 2023 season, just two of 12 opponents at Memorial Stadium have scored more than 14 points.
- Before last week's game at Indiana, Nebraska had held 13 straight opponents to less than 400 total yards dating back to last season. The last time Nebraska held more than 13 straight opponents to less than 400 yards was part of a 14-game stretch spanning the final three games of 2008 and first 11 contests of 2009. Nebraska has held four opponents to less than 300 yards.
- Nebraska is allowing 304.3 yards of total offense per game which ranks 18th nationally.
- The Husker defense has allowed 19 plays of 20+ yards through seven games (5 rush, 14 pass), which is the ninth-fewest in the country.

SHUTTING DOWN THE RUN

Nebraska's defense has been strong against the run over the past two seasons. Indiana was the first team to score a rushing touchdown against Nebraska this season. The Huskers rank 16th nationally in rushing defense at 102.7 yards per game.

- Nebraska held its first six opponents without a rushing touchdown, tying for the longest season-opening streak in FBS without allowing a rushing touchdown in the past 10 seasons. Prior to this year, the last team to not allow a rushing touchdown through its first six games was Georgia in 2019. The last Big Ten team to not allow a rushing touchdown in its first six games was Iowa in 2013.
- Dating back to last season, the Huskers have not allowed a rushing touchdown in 11 of their past 14 games.
- Nebraska held Colorado to just 16 rushing yards, the fewest rushing yards by an opponent since Purdue had -2 rushing yards in 2020. Nebraska has also held UTEP (56), Purdue (5) and Rutgers (78) to less than 80 rushing yards. In 19 games under Head Coach Matt Rhule, the Huskers have held the opponent to less than 100 rushing yards 12 times, including eight games with 75 yards or less.
- Nebraska has allowed just two individual 100-yard rushers in 19 games over the past two seasons.
- The rush defense is assisted by Nebraska's strong sack numbers. The Huskers have 21 sacks, which is 13th nationally. The Huskers have three games with four or more sacks. Nebraska had 32 sacks in 2023 which marked the most sacks by Nebraska since recording 39 in 2013.

WINNING THE TURNOVER MARGIN

Nebraska's 5-1 start was fueled in part by a +6 turnover differential through the first half of the season, with Nebraska owning a positive or even TO margin in each of the first six games. At Indiana, Nebraska was a -4 in turnover margin. The Huskers remain at +2 in turnover margin after finishing last season at -17 in turnover margin.

- Nebraska's defense has posted multiple takeaways four times in 2024 (UTEP, Colorado, Illinois, Rutgers), and single takeaways against UNI, Purdue and Indiana.
- The Huskers have a takeaway in all seven games, Nebraska's longest streak since a nine-game stretch spanning the 2021 (final game) and 2022 (first eight games) seasons.
- The multiple takeaways in consecutive games (UTEP, Colorado) marked the first time the Husker defense accomplished that since 2020 when Nebraska had multiple takeaways against Northwestern and Penn State.
- Nebraska has had a positive turnover margin five times in 2024. The Huskers were positive in turnover margin in their first three Big Ten games, marking the first time Nebraska has had a positive turnover margin in three straight games since late in the 2018 season.
- The Huskers did not allow the opposition to score a point off turnovers through the first six games. However, Indiana scored 28 points off Husker turnovers in the loss in Bloomington. Nebraska has outscored opponents 38-28 in points off turnovers this season, including a pair of interception returns for touchdowns.

BLACKSHIRT DEFENSE AT HOME UNDER HEAD COACH MATT RHULE

OPPONENT	POINTS	RUSH D	PASS D	TOTAL D	RESULT
2023					
NIU	11	26	123	149	W, 35-11
LA TECH	14	46	292	338	W, 28-14
MICH	45	249	187	436	L, 45-7
NW	9	81	176	257	W, 17-9
PURDUE	14	96	99	195	W, 31-14
MARYLAND	13	101	283	384	L, 13-10
IOWA	13	163	94	257	L, 13-10
2024					
UTEP	7	56	149	205	W, 40-7
COLORADO	10	16	244	260	W, 28-10
UNI	3	139	162	301	W, 34-3
ILLINOIS	31	166	215	381	L, 31-24(OT)
RUTGERS	7	78	186	264	W, 14-7
AVERAGES	14.8	101.4	184.2	285.6	

DEFENSE PUTTING POINTS ON THE BOARD

Nebraska's 38 points off turnovers include the defense doing some of its own work in that category. In the season opener against UTEP, NU recorded a safety and followed up with a pick-six by **Tommi Hill** against Colorado. **John Bullock** added an interception for a touchdown at Purdue.

- The interception for a touchdown by Hill against the Buffs was Nebraska's first pick-six since Cam Taylor-Britt had a 38-yard interception for a touchdown against Iowa in 2019. It was Nebraska's first defensive touchdown of any kind since Deontai Williams returned a fumble for a score against Penn State in 2020.
- With Nebraska adding a second pick-six at Purdue it marks the first time Nebraska has had a pair of interception returns for touchdowns in the same season since 2019.
- In the 40-7 win over UTEP in the opener, defensive lineman **Ty Robinson** had a tackle for loss for a safety. It was Nebraska's first defensive safety since 2015.
- With scores in back-to-back games to open the year, it marked the first time the defense scored in consecutive games since 2015, when Joshua Kalu had an interception return for a touchdown at Minnesota, and a week later the Huskers had a safety against Northwestern in Lincoln.

ROBINSON ANCHORS POWERFUL DEFENSIVE FRONT

The Nebraska defense is full of veteran performers who have been fixtures for the Husker defense for multiple seasons. That veteran group is headlined by sixth-year senior defensive lineman **Ty Robinson**. Robinson has played in 54 career games at Nebraska with 40 career starts, and he is just two games from tying the Nebraska school record.

- Robinson has paced the Nebraska defense in disruptive plays in 2024. The Gilbert, Ariz., native has 16 tackles, including six tackles for loss and four sacks. His six TFL leads the Huskers and his four sacks are tied for the team lead. He has added three PBU and a blocked field goal.
- Robinson's first TFL this season resulted in a safety against UTEP, and he also recorded a sack in the win over the Miners.
- The Nebraska defense and Robinson set the tone early against Colorado. On a CU three-and-out to start the game, Robinson had a PBU on the game's opening snap, and a nine-yard sack two plays later to set the tone. Robinson added a blocked field goal in the second quarter against the Buffs, as NU held Colorado scoreless in the first half.
- Robinson has recorded at least one sack and one TFL in four of seven games this season.

NEBRASKA SHOWS ABILITY TO START STRONG

The Nebraska offense has flashed its explosiveness throughout the season, and through the first half of the year was particularly strong before halftime.

- Nebraska's 40 points against UTEP were its most since scoring 42 against Georgia Southern in 2022, while the 33-point margin of victory was Nebraska's largest since a 56-7 victory over Northwestern in 2021. It was the Huskers' largest margin of victory in a season opener since a 43-10 win over Fresno State to open the 2016 season.
- Nebraska scored at least 24 points in its first five games, the first time NU has had five straight games with 24 or more points since a five-game streak spanning the 2018 and 2019 seasons. It was the first time the Huskers have scored at least 24 points in their first five games since 2016.
- Nebraska has scored more than 14 points in the first half in five of seven games, and has outscored opponents 117-48 in the first half. Nebraska's 30 points in the first half against UTEP were its most in a first half since scoring 35 in the first half against Northwestern in 2021.
- Nebraska did flip the script at Purdue with 28 second-half points after being held scoreless in the first half. The 28 second-half points were Nebraska's most since scoring 31 against North Dakota in the second half of a 2022 win.

2024 OFFENSE GAME-BY-GAME

RUSHING				
GAME	ATT.	YDS.	TD	LONG
UTEP	47	223	3	42
CU	35	149	2	21
UNI	22	142	2	38
ILL	33	48	0	14
PUR	32	161	2	31
RUT	42	97	2	18
IND	29	70	1	13
OSU				
UCLA				
USC				
WISC				
IOWA				

PASSING					
GAME	COM-ATT-INT	YDS	TD	LG	SACKS
UTEP	25-36-0	284	2	59	1-6
CU	23-30-0	185	1	36	0-0
UNI	20-26-1	281	2	59	0-0
ILL	24-35-1	297	3	44	5-46
PUR	17-27-0	257	1	27	1-8
RUT	14-28-1	164	0	36	4-33
IND	28-46-3	234	0	28	2-11
OSU					
UCLA					
USC					
WISC					
IOWA					

2024 DEFENSE GAME-BY-GAME

RUSHING DEFENSE				
GAME	ATT.	YDS.	TD	LONG
UTEP	24	56	0	13
CU	22	16	0	17
UNI	39	139	0	11
ILL	39	166	0	21
PUR	31	50	0	13
RUT	32	78	0	17
IND	33	215	5	43
OSU				
UCLA				
USC				
WISC				
IOWA				

PASSING DEFENSE					
GAME	COM-ATT-INT	YDS	TD	LG	SACKS
UTEP	16-26-2	149	1	38	2-9
CU	23-40-1	244	1	30	6-41
UNI	16-32-1	162	0	21	1-1
ILL	21-27-0	215	4	29	2-7
PUR	18-25-1	174	1	19	5-35
RUT	15-37-2	186	1	43	4-29
IND	24-30-1	280	3	36	1-9
OSU					
UCLA					
USC					
WISC					
IOWA					

SACKS/TFL				
GAME	SACKS	YARDS	TFL	YARDS
UTEP	2	9	9	28
CU	6	41	10	49
UNI	1	1	3	4
ILL	2	7	2	7
PUR	5	35	9	51
RUT	4	29	9	36
IND	1	9	4	14
OSU				
UCLA				
USC				
WISC				
IOWA				

NATIONAL RANKINGS

ASSOCIATED PRESS (OCT. 20)

RK.	TEAM (1ST)	RECORD	POINTS
1.	Oregon (59)	7-0	1,523
2.	Georgia (2)	6-1	1,434
3.	Penn State	6-0	1,375
4.	Ohio State	5-1	1,353
5.	Texas	6-1	1,257
6.	Miami	7-0	1,242
7.	Tennessee	6-1	1,075
8.	LSU	6-1	1,049
9.	Clemson	6-1	984
10.	Iowa State	7-0	927
11.	BYU	7-0	910
12.	Notre Dame	6-1	891
13.	Indiana	7-0	830
14.	Texas A&M	6-1	748
15.	Alabama	5-2	643
16.	Kansas State	6-1	576
17.	Boise State	5-1	573
18.	Ole Miss	5-2	408
19.	Pittsburgh	6-0	396
20.	Illinois	6-1	392
21.	Missouri	6-1	359
22.	SMU	6-1	313
23.	Army	7-0	193
24.	Navy	6-0	166
25.	Vanderbilt	5-2	92

USA TODAY COACHES (OCT. 20)

RK.	TEAM (1ST)	RECORD	POINTS
1.	Oregon (51)	7-0	1,323
2.	Georgia (2)	6-1	1,238
3.	Penn State	6-0	1,197
4.	Ohio State	5-1	1,107
5.	Miami	7-0	1,087
6.	Texas	6-1	1,082
7.	LSU	6-1	946
8.	Tennessee	6-1	916
9.	Clemson	6-1	907
10.	Iowa State	7-0	829
11.	Notre Dame	6-1	809
12.	BYU	7-0	740
13.	Indiana	7-0	651
14.	Texas A&M	6-1	641
15.	Alabama	5-2	554
16.	Kansas State	6-1	488
17.	Missouri	6-1	486
18.	Ole Miss	5-2	444
19.	Boise State	5-1	379
20.	Pittsburgh	6-0	359
21.	Illinois	6-1	347
22.	SMU	6-1	249
23.	Army	7-0	185
24.	Navy	6-0	115
25.	Vanderbilt	5-2	37

HUSKERS IN THE 2024 POLLS

DATE	AP	C	CFP	RESULT
Pre.	RV	RV	--	Def. UTEP, 40-7
9-3	RV	RV	--	Def. Colorado, 28-10
9-8	23	24	--	Def. UNI, 34-3
9-15	22	22	--	Lost to Illinois, 31-24
9-22	RV	RV	--	Def. Purdue, 28-10
9-29	RV	RV	--	Def. Rutgers, 14-7
10-6	RV	RV	--	Bye
10-13	RV	25	--	Lost to Indiana, 56-7
10-20	RV	RV	--	

- The Huskers gained 507 yards of total offense against UTEP, the most by Nebraska since gaining 575 yards against Georgia Southern in 2022. The Huskers reached 339 yards before halftime, which was just 80 yards shy of last year's season high for total offense for a full game (419 vs. Louisiana Tech).
- Nebraska's 284 passing yards against UTEP were its most since throwing for 354 yards at Purdue in 2022. Nebraska's season high in passing yards in 2023 was 199 vs. Michigan. Nebraska has added passing outputs of 281 yards vs. UNI, 297 yards against Illinois and 257 yards at Purdue. The Huskers average 243.1 yards per game through the air.
- Nebraska added 223 rushing yards against UTEP with 11 players having at least one carry. The win over UTEP marked the first time Nebraska topped 200 yards in both rushing and passing since 2022 against Georgia Southern.
- The first half of the season has showcased Nebraska's many offensive weapons. Sixteen players have carried the ball, while 16 Huskers have caught a pass. In the opener, Nebraska had 11 ball carriers and 11 receivers, the most in both categories in a single game since 2021.

RAIOLA GUIDING HUSKER OFFENSE

True freshman quarterback **Dylan Raiola** has been impressive in leading Nebraska to a 5-2 start. Raiola has thrown for better than 200 yards five times, including a career-high 297 yards and three touchdowns against Illinois. Overall, Raiola has thrown for 1,592 yards and nine touchdowns. His passing yardage leads FBS true freshmen and he is one of only three freshmen (true or redshirt) with more than 1,500 passing yards.

- Raiola is on pace to break the Nebraska freshman single-season passing yardage record, held by Adrian Martinez who threw for 2,617 yards in 2018 as a true freshman, which is the only 2,000-yard passing season by a Husker freshman.
- Raiola has completed 66.2 percent of his passes to rank 29th nationally and third among freshmen. He connected on at least 70 percent in each of the first three games. He was the first Husker quarterback to complete at least 70 percent of his passes in three straight games since Jeff Quinn in 1980.
- On a national level, Raiola was the first true freshman since Marcus Mariota (2012, Oregon) to complete at least 70 percent of his passes in each of his first three games.
- Raiola's three touchdown passes against Illinois marked the first time a Nebraska quarterback had three touchdown passes since Casey Thompson at Iowa in 2022.
- In the season opener against UTEP, Raiola completed 19-of-27 passes for 238 yards and two touchdowns, while playing just one series after halftime. Raiola became just the second true freshman Husker quarterback since World War II to start a season opener, joining Adrian Martinez in 2018. Raiola earned Big Ten Freshman of the Week honors for his play in the opener.
- Raiola was the first Husker freshman (redshirt or true) quarterback to win his first start since Taylor Martinez guided Nebraska to a victory over Western Kentucky in the 2010 season opener. Martinez won his first five starts of the 2010 season.
- The 232 yards of total offense by Raiola against UTEP compared favorably to the starting debuts of other Husker freshman quarterbacks over the past three decades.

Quarterback	Year	Opp./Result	Passing	Rushing
Tommie Frazier	1992	def. Missouri, 34-24	9-20, 157 yards	14-77-3 TD
Eric Crouch	1998	def. UAB, 38-7	11-17, 127 yards, TD	7-69-2 TD
Taylor Martinez	2010	def. W. Kentucky, 49-10	9-15, 136 yards	7-127-3 TD
Tommy Armstrong Jr.	2013	def. SDSU, 59-20	12-15, 169 yards, TD	5-38
Adrian Martinez	2018	lost to Colorado, 33-28	15-20, 187 yards, TD	15-117-2 TD
Dylan Raiola	2024	def. UTEP, 40-7	19-27, 238 yards, 2 TD	1-(-6)

RAIOLA, BARNEY JR. EARN NATIONAL RECOGNITION

Raiola's play through the first half of the season was recognized on a national level last week when he was named to the On3 Midseason True Freshman All-America team. Raiola was joined on the team by receiver **Jacory Barney Jr.**, who was selected as an all-purpose player.

- Barney has made his impact felt as a receiver, runner and return threat. A Miami native, Barney leads the team with 27 receptions, totaling 181 yards. He has rushed eight times for 111 yards and three touchdowns, averaging an impressive 13.9 yards per rush. Barney is also Nebraska's top kickoff returner and has nine returns for 164 yards in 2024. Barney had a career-best eight catches at Indiana, while adding a touchdown run.
- Nebraska was one of six schools with a pair of players on the midseason frosh All-America team, joining Alabama, Texas, Miami, Notre Dame and South Carolina. Nebraska was the only team with two offensive players on the squad.



VETERAN RECEIVERS MAKING QUICK IMPACT

Nebraska added a pair of veteran receivers through the transfer portal in the offseason. **Jahmal Banks** joined the Huskers from Wake Forest, while **Isaiah Neyor** came to Nebraska after previously playing at Texas and Wyoming. The two seniors each check in at 6-4 and 220 pounds, and have shown an immediate connection with quarterback Dylan Raiola.

- The duo has combined for 42 receptions for 620 yards and six touchdowns. Neyor has 19 catches for 304 yards and four touchdowns, while Banks has 23 catches for 316 yards and two touchdowns.
- Neyor posted his fourth career 100-yard receiving game and first since 2021 with six receptions for 121 yards and a 59-yard touchdown against UTEP. Neyor's six catches matched his career high and his 121 yards were just five yards shy of a career high. He added four catches for 31 yards against Colorado, had a TD catch against UNI, and a pair of touchdowns against Illinois.
- Banks also made his mark in the opener against UTEP with four catches for 61 yards, including a 21-yard touchdown catch just two seconds before halftime. He tied his career high with eight receptions for 94 yards against Illinois, then led Nebraska with five catches for 82 yards and a touchdown at Purdue.
- Both players have had productive careers before joining the Huskers. Banks now has 130 career catches for 1,720 yards and 15 career touchdowns. Neyor has 72 catches for 1,444 yards and 16 touchdowns in his career. Neyor averages an impressive 20.1 yards per catch in his career.

HUSKERS POSSESS VETERAN OFFENSIVE LINE

The most experienced unit on the Nebraska team entering 2024 was the offensive line. Husker offensive linemen combined to play in 224 career games with 153 career starts entering this season.

- According to research compiled by West Virginia's Mike Montoro, Nebraska's 189 combined offensive line starts ranks as the fifth most in the country.
- **Bryce Benhart**, a member of the Outland Trophy watch list, leads the way with 48 career starts, starting 48 of Nebraska's 51 games at right tackle the past four seasons. Benhart's 48 career starts are the most starts by an offensive lineman in program history, and he is four starts from the school record for a position player. Benhart has played in 54 career games, two from the Nebraska school record.
- **Turner Corcoran** has started 35 games for the Huskers with 30 starts at left tackle, three starts at left guard and two starts at right tackle. Corcoran had started 30 consecutive games before suffering a season-ending injury against Northwestern last season. He was injured early in the Illinois game on Sept. 20 and has missed Nebraska's past three games.
- **Ben Scott** is in his second season as Nebraska's starting center. A member of the Rimington Trophy watch list, Scott started 11 games for the Huskers last season and all seven games this season. He has made 46 career starts including his three seasons at Arizona State.
- Transfer **Micah Mazzccua** joined the Huskers this season and has started 24 games in his career, including 11 starts at right guard for Florida in 2023, 10 starts at Baylor in 2022, and three games for the Huskers this season.
- **Justin Evans** (12 starts), **Henry Lutovsky** (9 starts), **Gunnar Gottula** (3 starts) and **Joey Mancino** (1 start) have also started at least one game on the Nebraska offensive line. Evans has been in the starting lineup for all seven games this season, with Lutovsky starting the past five contests. Gottula has filled in for the injured Corcoran and started the past three games.
- **Teddy Prochazka** has started 11 games for Nebraska, but he will miss the 2024 campaign after suffering an injury during fall camp. The injury marked the third time in four seasons that Prochazka has suffered a season-ending injury.

TRANSFERS ADD EXPERIENCE TO NEBRASKA ROSTER

Nebraska added 60 newcomers to its roster in 2024. That number includes a large freshman class of 48, but adding experience to the roster are 12 first-year transfers, including six FBS transfers.

- The group of six FBS transfers all came from Power Conference programs. The six players have combined for 198 games played and 101 starts in their careers.
- **Stefon Thompson** played in 38 games with 21 starts at linebacker for Syracuse. He entered the 2024 season with 169 career tackles, 20.0 tackles for loss and 10.5 sacks. Thompson owns the most tackles, TFLs and sacks of any Husker on the 2024 roster. He made his first career start at Nebraska against UNI and had six tackles and added five against Illinois.
- **Micah Mazzccua** started 21 games on the offensive lines at Baylor and Florida. In 2022 at Baylor, PFF ranked Mazzccua as the best run-blocker in the Big 12 and the nation's 15th-best run blocker.
- **Ceyair Wright** made 15 starts at cornerback for USC in 2022 and 2023, and started this season against Rutgers and Purdue. He totaled 41 tackles as a Trojan with 1.0 tackle for loss, one interception and five pass breakups. Wright has responded to his increased role the past four weeks with six tackles, his first career sack and a fumble caused against Illinois. He added a team-high five tackles and two PBU at Purdue, and had his first Nebraska interception, four tackles and two breakups against Rutgers. He added six tackles and a PBU at Indiana.

2024 GAME CAPTAINS

UTEP

OT Turner Corcoran, LS Camden Witucki, S DeShon Singleton, S Derek Branch

COLORADO

OT Bryce Benhart, WR Jahmal Banks, DL Ty Robinson, CB Marques Buford Jr.

UNI

RB Rahmir Johnson, JACK M.J. Sherman, LB John Bullock, P Brian Buschini

ILLINOIS

C Ben Scott, Rover Isaac Gifford, CB Tommi Hill, NT Nash Hutmacher

PURDUE

TE Thomas Fidone, WR Isaiah Garcia-Castaneda, LB Javin Wright, DB Malcolm Hartzog

RUTGERS

RB Rahmir Johnson, OG Justin Evans, LB Mikai Gbayor, DL Elijah Jeudy

INDIANA

QB Heinrich Haarberg, OG Henry Lutovsky, DL Ty Robinson, CB Tommi Hill

CAREER DEFENSIVE BACK TACKLES

Player	Years	Tackles
Mike Brown	1996-99	287
Nate Gerry	2013-16	273
Daniel Bullocks	2002-05	226
Larry Asante	2007-09	224
Joshua Kalu	2014-17	215
Tyrone Byrd	1989-92	209
JoJo Domann	2016-21	209
Isaac Gifford	2020-present	207
Aaron Williams	2015-18	204
Marquel Dismuke	2017-21	204

NEBRASKA CAREER GAMES PLAYED

Player, Pos.	Years	GP
Cam Meredith, DE	2008-12	56
P.J. Mangieri, LS	2009-12	55
Ty Robinson, DL	2019-present	54
Bryce Benhart, OT	2019-present	54
--		
Isaac Gifford, DB	2020-present	51

NEBRASKA CAREER STARTS

Player, Pos.	Years	GS
Alex Henery, PK	2007-10	53
Ralph Brown, CB	1996-99	52
Kris Brown, PK	1995-98	51
Drew Brown, PK	2014-17	51
--		
Bryce Benhart, OT	2019-present	48

NEBRASKA UNDER RHULE

Overall	10-9
vs. AP Ranked Teams.....	0-5
vs. AP Top-10 Teams	0-1
vs. Unranked Teams.....	10-4
Home	8-4
Road	2-5
Neutral.....	0-0
In August	1-1
In September.....	5-3
In October	4-1
In November	0-4
In December.....	0-0
In January	0-0
Individual Has 100+ Rushing Yards	1-1
Individual Has 100+ Receiving Yards.....	1-0
When Rushing for 200 or More Yards.....	3-1
When Rushing for 300 or More Yards.....	1-0
When Passing for 200 or More Yards	3-2
When Passing for 300 or More Yards	0-0
When Scoring 30 or More Points	4-0
When Scoring 40 or More Points	1-0
When Allowing 10 or Fewer Points	7-0
When Allowing 20 or Fewer Points	10-4
When Committing Zero Turnovers	3-0
When Winning Turnover Margin	5-1
When Scoring First.....	8-1
When Leading at Halftime.....	8-2
When Trailing at Halftime	0-6
When Tied at Halftime	2-1
Games Decided by 11 Points or More	8-3
Games Decided by 10 Points or Less.....	2-6
Games Decided by 7 Points or Less.....	1-6
Games Decided by 3 Points or Less.....	0-4
Overtime Games	0-2

RHULE'S COLLEGE CAREER

Overall	57-52
vs. AP Ranked Teams.....	3-21
vs. AP Top-10 Teams	0-10
vs. Unranked Teams.....	54-31
Home	33-22
Road	22-26
Neutral.....	2-4
In August	3-2
In September.....	18-16
In October	19-13
In November	14-17
In December.....	3-3
In January	0-1
Individual Has 100+ Rushing Yards	21-3
Individual Has 100+ Receiving Yards.....	19-12
When Rushing for 200 or More Yards.....	24-6
When Rushing for 300 or More Yards.....	4-0
When Passing for 200 or More Yards	34-33
When Passing for 300 or More Yards	13-14
When Scoring 30 or More Points	31-5
When Scoring 40 or More Points	14-3
When Allowing 10 or Fewer Points	25-0
When Allowing 20 or Fewer Points	40-6
When Committing Zero Turnovers	25-7
When Winning Turnover Margin	33-6
When Scoring First.....	40-15
When Leading at Halftime.....	44-10
When Trailing at Halftime	9-38
When Tied at Halftime	4-4
Games Decided by 11 Points or More	41-24
Games Decided by 10 Points or Less.....	16-28
Games Decided by 7 Points or Less.....	10-24
Games Decided by 3 Points or Less.....	6-12
Overtime Games	2-3

2024 NEBRASKA FIRST-YEAR TRANSFERS WITH FBS EXPERIENCE

PLAYER	POS.	SCHOOL(S)	GAMES	STARTS
Stefon Thompson	LB	Syracuse	42	22
Micah Mazzucca	OL	Baylor/Florida	35	24
Ceyair Wright	DB	USC	30	17
Isaiah Neyor	WR	Wyoming/Texas	28	18
Jahmal Banks	WR	Wake Forest	50	16
Dante Dowdell	RB	Oregon	13	4
6 FBS transfers			198	101

- **Isaiah Neyor** has started 18 games in his career. He was a second-team All-Mountain West Conference selection in 2021 at Wyoming before spending two seasons at Texas. Neyor is second to fellow first-year transfer Jahmal Banks in career receptions, yards and touchdowns among Huskers.
- **Jahmal Banks** played in 43 games with 11 starts at Wake Forest before transferring to Nebraska. Banks totaled 107 receptions for 1,404 yards and 13 touchdowns as a Demon Deacon. He owns the most career receptions, receiving yards and receiving touchdowns of any current Husker.
- **Dante Dowdell** spent one season at Oregon before transferring to Nebraska. Dowdell had 17 carries for 90 yards and one touchdown in 2023 for a Duck team that ranked second nationally in total offense and scoring offense. Dowdell leads Nebraska with 350 rushing yards and five touchdowns, including a career-high 74 yards against Colorado and 72 yards against Illinois.

NEBRASKA CELEBRATES 400TH CONSECUTIVE SELLOUT

Nebraska celebrated its 400th consecutive sellout at Memorial Stadium on Sept. 20 against Illinois. The Huskers have sold out every game at Memorial Stadium for more than six decades, beginning with a game against Missouri on Nov. 3, 1962. Nebraska added sellout No. 401 against Rutgers (Oct. 5) and has sold out its final two home games of the 2024 season—Nov. 2 vs. UCLA and Nov. 23 vs. Wisconsin, which will stretch the sellout streak to 403 games by season's end.

- During the sellout streak, Memorial Stadium has expanded several times and capacity has grown from 31,080 in 1962 to the current capacity of 82,841. Over 31 million fans have watched the Huskers at Memorial Stadium during the streak.
- Nebraska has a record of 325-76 during the sellout streak. The game against No. 24 Illinois was the 87th matchup against a ranked opponent during the sellout streak, with Nebraska owning a 47-40 mark in those games.

NINE HUSKERS EARN SPOTS ON PRESEASON WATCH LISTS

Nine Nebraska Cornhuskers made a preseason watch list for a major national award this summer.

- True freshman **Jacory Barney Jr.** was named to the watch list for The Jet Award, presented to the nation's top returner. The award is named after Husker Heisman Trophy winner Johnny Rodgers.
- **Bryce Benhart** was one of 75 linemen named to the preseason watch list for the Outland Trophy. Benhart was an honorable-mention All-Big Ten selection as Nebraska's starting right tackle in 2023. The Outland Trophy is presented annually to the nation's best interior lineman.
- **Brian Buschini**, the 2021 FCS Punter of the Year, was one of 33 punters named to the preseason watch list for the Ray Guy Award, which is presented annually to the nation's best punter.
- **Thomas Fidone II** was one of 48 tight ends named to the preseason watch list for the John Mackey Award, presented annually to the nation's best tight end. Fidone led Nebraska with four touchdown catches in 2024, the most by a Husker tight end since 2010.
- **Isaac Gifford** was honored for his work on the field and in the community with an appointment to the Allstate Wuerffel Trophy Watch List. Gifford led Nebraska with 86 tackles while earning honorable-mention All-Big Ten accolades. Off the field, he earned a Sam Foltz 27 Hero Leadership Award in 2024 and was named to both the Brook Berringer and Tom Osborne Citizenship teams. In September, Gifford was named a semifinalist for the Campbell Trophy and was placed on the watch list for the Jason Witten College Man of the Year.
- **Nash Hutmacher** was one of 90 players - and 37 defensive linemen - named to the preseason watch list for the Chuck Bednarik Award, presented annually to the outstanding defensive player in college football. Hutmacher was an honorable-mention All-Big Ten selection last season.
- **Dylan Raiola** was named to the Polynesian College Football Player of the Year watch list and the Shaun Alexander Award Watch list.
- **Isaiah Neyor** was one of 93 players named to the Earl Campbell Tyler Rose Award watch list. The award is presented to the top offensive player who played high school or college football in Texas.
- **Ben Scott**, an honorable-mention All-Big Ten selection in 2023, was one of 40 centers named to the Rimington Trophy watch list. The Rimington Trophy - named after former Husker center Dave Rimington - is presented annually to the nation's top center.

NINE HUSKERS NAMED TO SENIOR BOWL WATCH LIST

A total of nine Huskers made the preseason watch list for the Reese's Senior Bowl. The Reese's Senior Bowl is widely regarded as the preeminent college football all-star game and the first stage in the NFL Draft process. The 2025 game will be played on Feb. 1 in Mobile, Ala.

- Five offensive players made the Senior Bowl watch list: wide receivers **Jahmal Banks** and **Isaiah Neyor**, tight end **Thomas Fidone II** and offensive linemen **Micah Mazzucca** and **Ben Scott**.
- Four defenders also made the Senior Bowl watch list: defensive linemen **Nash Hutmacher** and **Ty Robinson** and defensive backs **Tommi Hill** and **DeShon Singleton**.

SINGLE-DIGIT NUMBERS AWARDED TO 'TOUGHEST' HUSKERS

For the second straight season, single-digit jersey numbers were awarded to the team's "toughest" players. The single-digit honorees were chosen through a players-only vote and the players then got to choose which single-digit number they wanted.

- The tradition of single-digit numbers being reserved for the chosen few dates back to Rhule's time at Temple.

"I got really tired of having a guy in my program who had spent three years at like No. 47... wanted to wear No. 1 or No. 3, and he had earned it and we would give it to a recruit," Rhule said prior to the 2023 season. "What we decided was (numbers) 1-9, now 0-9, would go to the nine or now 10 'toughest' guys on the team. When I say 'toughest', we define that for the guys, but really the guys who best exemplify what it means to be a Cornhusker. To be accountable, to be dependable, to be tough, hard-working, competitive every single day."

- The 10 players listed below were selected by their teammates to be worthy of having a single-digit number this season.

NEBRASKA SINGLE-DIGIT JERSEY PLAYERS

- | | |
|--------------------------------|---------------------------------|
| » No. 0 Nash Hutmacher, DL* | » No. 5 John Bullock, LB* |
| » No. 1 Jimari Butler, DL# | » No. 6 Tommi Hill, DB |
| » No. 2 Isaac Gifford, DB* | » No. 7 Malcolm Hartzog Jr., DB |
| » No. 3 Marques Buford Jr., DB | » No. 8 DeShon Singleton, DB* |
| » No. 4 Jahmal Banks, WR | » No. 9 Ty Robinson, DL* |

**also wore a single-digit jersey during the 2023 season
#wore #1 for first five games, before choosing to switch back to #10 from previous seasons*

RHULE LOOKS FOR ANOTHER STRONG SECOND SEASON

Nebraska went 5-7 in Matt Rhule's first season. The Huskers aim to increase their win total this season, something Rhule has done at each of his previous two collegiate head coaching stops. Through seven games in 2024, Nebraska has matched its 2023 win total.

- In his first head coaching job at Temple, Rhule helped the Owls to a four-win improvement from his first season to his second. Then at Baylor, Rhule guided the Bears to a six-win improvement from year one to year two. That improvement ranked third nationally and was the largest win improvement of any Power Conference program that season.
- Rhule took on rebuilding jobs at Temple, Baylor and Nebraska, which contributed to an 8-28 combined record in his first season at each school. But excluding his first season at Temple, Baylor and Nebraska, Rhule boasts a 49-24 record with three 10-win seasons in six seasons.
- Rhule has a proven record as a program builder. He led both Temple and Baylor to the highest win totals in program history in his third season at each school.
- Rhule guided Temple to a pair of trips to the American Athletic Conference title game, the first two appearances in the league title game in school history. His 2016 Owl team won the school's first conference title in nearly 40 years.
- Rhule led Temple to back-to-back bowl appearances for the first time in school history in 2015 and 2016.
- At Baylor, Rhule became the first head coach at a Power Conference school to take a team from 11 losses (1-11 in 2017) to 11 victories (11-3 in 2019) in two or fewer seasons.
- The 2019 Baylor team set a school record for wins with 11 and the Bears' 9-0 start was the best in school history.

NEBRASKA FOOTBALL FACTS

HISTORY

Season of Football.....	135th
All-Time Games Played	1,388
National Ranking in All-Time Wins	8th
All-Time Bowl Appearances	53
National Ranking in Bowl Appearances	8th

CHAMPIONSHIPS

National Championships	5
Back-to-Back National Championships	2
Undefeated Seasons	11
Perfect Seasons	9
Conference Championships	46

RECORD BREAKDOWN

All-Time Record.....	922-426-40
All-Time Bowl Record	26-27
Home Games	559-171-20
Memorial Stadium	436-151-13
Record in August.....	15-3-0
Record in September	187-56-6
Record in October.....	371-153-19
Record in November	310-178-15
Record in December	24-15-0
Record in January.....	14-21-0
Record in February	1-0-0
In Overtime.....	8-9
At Night.....	107-49-3
When Scoring 35+ Points.....	378-11
When Allowing 10 Points or Less ...	585-47-29
vs. Big Ten Teams	132-132-9
» In Big Ten Play (since 2011).....	52-64
» Home.....	28-29
» Away.....	24-33
» Neutral	0-2
vs. Ranked Teams	106-147-3
» Home.....	52-50-0
» Away.....	28-69-3
» Neutral	26-28-0
» vs. No. 1 Team.....	1-10-0
» as No. 1 Team	46-7-1

STREAKS

Consecutive Games Scoring a Point	358
Consecutive Home Games Scoring a Point...	370
Consecutive Home Sellouts.....	401
Record in Sellout Streak	325-76
» vs. Ranked Teams	47-40

INDIVIDUAL HONORS

College Football Hall of Fame Players.....	20
College Football Hall of Fame Coaches.....	7
First-Team All-Americans	110
Unanimous All-Americans.....	54
Academic All-Americans*.....	108
NCAA Top Ten Award Winners*.....	9
Heisman Trophy Winners	3
Walter Camp Award Winners.....	3
Maxwell Trophy Winners	1
Outland Trophy Winners*.....	9
Lombardi Trophy Winners.....	5
Butkus Award Winners.....	1
Johnny Unitas Golden Arm Award Winners...	1
Davey O'Brien Award Winners	1
Rimington Award Winners.....	1
Bednarik Award Winners	1
Nagurski Trophy Winners	1
Retired Jerseys	25
First-Team All-Conference Selections	520

**Total leads the nation*

CHARTING THE HUSKERS

ALL-TIME WINS

RK.	SCHOOL	WINS
1.	Michigan	1,008
2.	Alabama	970
3.	Ohio State	969
4.	Texas	954
	Notre Dame	954
6.	Oklahoma	948
7.	Penn State	936
8.	Nebraska	922

CONFERENCE TITLES

RK.	SCHOOL	TITLES
1.	Oklahoma	50
2.	Nebraska	46
3.	Michigan	45

AP NATIONAL TITLES

RK.	SCHOOL	TITLES
1.	Alabama	12
2.	Notre Dame	8
3.	Oklahoma	7
4.	Miami	5
	Ohio State	5
	USC	5
t-7.	Nebraska	4

COACHES POLL NATIONAL TITLES

RK.	SCHOOL	TITLES
1.	Alabama	11
2.	Oklahoma	6
3.	USC	5
t-4.	Nebraska	4

BOWL APPEARANCES

RK.	SCHOOL	APP.
1.	Alabama	71
2.	Texas	59
3.	Georgia	58
4.	Oklahoma	57
	Tennessee	57
6.	USC	56
7.	LSU	54
t-8.	Nebraska	53

HEISMAN TROPHY WINNERS

RK.	SCHOOL	WINNERS
1.	Notre Dame	7
	Ohio State	7
	Oklahoma	7
	USC	7
5.	Alabama	4
t-6.	Nebraska	3

NFL DRAFT PICKS

RK.	SCHOOL	PICKS
1.	Notre Dame	532
2.	USC	530
3.	Ohio State	489
4.	Oklahoma	417
5.	Michigan	415
6.	Alabama	411
7.	Penn State	389
8.	LSU	381
9.	Georgia	379
10.	Florida	373
11.	Nebraska	368

MAJORITY OF STAFF RETURNS & RULE CHANGE BOLSTERS STAFF

The Huskers returned eight of their 10 full-time assistants from last season, welcoming two new full-time assistants to the coaching staff. In addition to the two new assistants, an NCAA rule change has permitted additional staff members to provide on-field coaching.

- **Donovan Raiola** is in his third season at Nebraska in 2024 after being the lone assistant coach retained by Matt Rhule following the 2022 season.
- Other returning coaches on the offensive staff include offensive coordinator **Marcus Satterfield** (second season), running backs coach **E.J. Barthel** (second season) and wide receivers coach **Garret McGuire** (second season). The four returning offensive assistants helped the Huskers rank second in the Big Ten in rushing last season.
- **Glenn Thomas** is the lone new addition to the offensive staff, serving as Nebraska's quarterbacks coach and co-offensive coordinator. He came to Lincoln after one season as an offensive assistant with the Pittsburgh Steelers, helping the Steelers to a berth in the AFC playoffs in 2023.
- Thomas spent five seasons on Matt Rhule's coaching staffs at Temple and Baylor, serving as the offensive coordinator for the Owls in 2016 and as the co-offensive coordinator at Baylor from 2017 to 2019. Thomas also has recent experience as a quarterbacks coach and offensive coordinator at Arizona State (2022) and UNLV (2020-21).
- On defense, coordinator **Tony White** (second season) returns as does linebackers coach **Rob Dvoracek** (second season) and defensive line coach **Terrance Knighton** (second season). Last year, that trio helped Nebraska post its best scoring defense, total defense and rushing defense since the Huskers joined the Big Ten in 2011.
- **John Butler** is the only new defensive assistant, serving as the Huskers' secondary coach and pass game coordinator. Butler came to Nebraska after spending the previous six seasons as the defensive backs coach for the Buffalo Bills. Buffalo had a top-five pass defense rating in five of his six seasons, helping the Bills win four AFC North titles and make five playoff appearances.
- Special teams coordinator **Ed Foley** also returns for his second season in 2024. He helped Nebraska rank third nationally in blocked kicks in his first season last fall.
- With the removal of the NCAA rule limiting the number of on-field coaches, Matt Rhule has announced 10 more staff members who will provide additional on-field coaching this fall.

ADDITIONAL COACHING RESPONSIBILITIES

- **Josh Bringuel** (assistant linebackers)
- **Ron Brown** (fullbacks and returners)
- **Aaron Coeling** (assistant offensive line)
- **Adam DiMichele** (assistant secondary/safeties)
- **Josh Martin** (assistant special teams)
- **Kevin McGarry** (senior defensive analyst)
- **Rashaan Melvin** (assistant secondary/cornerbacks)
- **Jamar Mozee** (senior football assistant)
- **Jack Potenza** (JACK linebackers)
- **Keith Williams** (tight ends)

19 PLAYING 2024 SEASON AS COLLEGE GRADUATES

Nineteen Huskers are playing this season as college graduates, including 15 players who earned their degrees from Nebraska and four players who joined the Husker program as graduate transfers. In addition to the 19 players who have already graduated, 11 Huskers are on track to earn their degrees in December.

NEBRASKA FOOTBALL RECENT ACADEMIC HIGHLIGHTS

- » 19 college graduates on the 2024 roster
- » 3.241 team grade-point average in 2024 spring semester (highest in team history)
- » 50 Academic All-Big Ten selections in 2023
- » 196 honor roll selections in the 2023-24 fall and spring semesters

COLLEGE GRADUATES ON NEBRASKA'S ROSTER

- | | |
|--|--|
| <ul style="list-style-type: none"> • Jahmal Banks • Bryce Benhart • Nate Boerkerich • John Bullock • Brian Buschini • Turner Corcoran • Gabe Ervin Jr. • Isaiah Garcia-Castaneda • Isaac Gifford • Jalyne Gramstad | <ul style="list-style-type: none"> • Heinrich Haarberg • Nash Hutmacher • Rahmir Johnson • Maurice Mazzucca • Teddy Prochazka • Ty Robinson • Ben Scott • Camden Witucki • Javin Wright |
|--|--|

NOTES FROM NEBRASKA'S 2023 SEASON

Nebraska entered 2024 with a goal of making significant progress in Matt Rhule's second season. Despite finishing 5-7 in 2023, Nebraska made strides in many areas. Four of the seven losses were by three points with a fifth loss by a touchdown in overtime. In Rhule's first season, Nebraska's accomplishments included:

- Nebraska had the program's fewest penalty yards per game (42.8) since 1998.
- The Huskers ranked among the nation's 15 most-improved teams in rushing offense, rushing defense, total defense and scoring defense. NU had the nation's No. 2 most-improved rush defense, the No. 3 most-improved total defense and the No. 10 most-improved scoring defense. Offensively, the Huskers had the 14th most-improved rushing attack from 2022 to 2023.
- Nebraska posted its best statistical rushing defense, total defense and scoring defense since joining the Big Ten in 2011. The Huskers allowed their fewest points per game (18.3) since 2010, their fewest yards per game (303.5) since 2009 and their fewest rushing yards per game (92.9) since 1999.
- NU ranked eighth nationally in rushing defense, 11th nationally in total defense and 13th nationally in scoring defense in 2023. The Huskers posted their highest national ranking in rushing defense since 1999 and best national ranking in total and scoring defense since 2010.
- Nebraska held eight opponents to 14 or fewer points in 2023, a first for the program since the 2009 season, when the Huskers led the nation in scoring defense.
- The Huskers held six of their 12 opponents in 2023 to fewer than 300 total yards, while also limiting eight of 12 opponents to fewer than 100 rushing yards.
- Nebraska totaled its most sacks (32) since 2013 and most tackles for loss (76) since 2016.
- Offensively, the Huskers ranked second in the Big Ten in rushing in 2023 (176.8 ypg).
- Nebraska also had one of the best big-play offenses in the Big Ten. The Huskers ranked second in the Big Ten with eight plays of 50 yards or longer in 2023 while leading the league in rushes of 40 yards or longer, 60 yards or longer and 70 yards or longer.
- From a special teams standpoint, Nebraska ranked third nationally with four blocked kicks in 2023. The Huskers recorded their most blocked kicks since 2014.

NEBRASKA AMONG TOP ALL-TIME PROGRAMS

Nebraska is playing its 135th football season this fall, and the Huskers have historically been one of the top programs in college football history.

- Nebraska ranks eighth in NCAA history with 922 wins and 53 all-time bowl game appearances.
- The Huskers have won five national titles. Nebraska's four Associated Press national championships (1970, 1971, 1994, 1995) rank seventh all-time and NU's four coaches poll titles (1971, 1994, 1995, 1997) rank fourth.
- Nebraska's 46 conference titles rank second in NCAA history.
- The success extends to the classroom as well. Nebraska football has produced more Academic All-Americans (108) and more NCAA Top 10 Award winners (9) than any other team in any sport in NCAA history.

CHARTING THE HUSKERS

CONSECUTIVE HOME SELLOUTS

RK.	SCHOOL	SELLOUTS
1.	Nebraska	401
2.	Oklahoma	157

NATIONAL TITLES SINCE 1970

RK.	SCHOOL	TITLES
1.	Alabama	12
2.	Nebraska	5
	Miami	5

WINS SINCE 1970

RK.	SCHOOL	WINS
1.	Ohio State	516
2.	Oklahoma	513
3.	Alabama	507
4.	Michigan	491
5.	Georgia	490
6.	Nebraska	488

9-WIN SEASONS

RK.	SCHOOL	SEASONS
1.	Alabama	54
2.	Nebraska	50
	Oklahoma	50

10-WIN SEASONS

RK.	SCHOOL	SEASONS
1.	Alabama	43
	Oklahoma	43
3.	Michigan	32
4.	Ohio State	31
5.	Nebraska	27

WEEKS RANKED IN AP POLL

RK.	SCHOOL	WEEKS
1.	Ohio State	990
2.	Michigan	926
3.	Oklahoma	904
4.	Alabama	881
	Notre Dame	881
6.	USC	818
7.	Texas	781
8.	Nebraska	732
9.	Penn State	703

WEEKS RANKED NO. 1 IN AP POLL

RK.	SCHOOL	WEEKS
1.	Alabama	141
2.	Ohio State	105
3.	Oklahoma	101
4.	Notre Dame	98
5.	USC	91
6.	Florida State	72
7.	Nebraska	70
8.	Miami	68

HOME OF THE HUSKERS



Memorial Stadium celebrated its 100th year in 2023. In the fall of 1922, a drive for \$430,000 in stadium construction funds was undertaken by faculty, students, alumni and friends of the University.

The stadium was named Memorial Stadium to honor all Nebraskans who served in the Civil and Spanish-American Wars; the 751 Nebraskans who died in World War I; the 3,839 in World War II; the 225 in Korea; the 422 in Vietnam; and those in Iraq.

Construction was completed in a few more than 90 working days and Memorial Stadium was dedicated on Oct. 20, 1923, at the Homecoming game in which Nebraska was held to a scoreless tie by Kansas.

The field at Memorial Stadium was named Tom Osborne Field - after the Huskers' legendary Hall-of-Fame coach - in 1998, one year after Osborne's retirement following 25 years and 255 victories as head coach.

TOP 10 HOME CROWDS

RK.	DATE	OPPONENT	ATT.
1.	Sept. 20, 2014	Miami	91,585
2.	Sept. 14, 2013	UCLA	91,471
3.	Aug. 30, 2014	Fla. Atlantic	91,441
4.	Nov. 29, 2013	Iowa	91,260
5.	Sept. 27, 2014	Illinois	91,225
6.	Nov. 22, 2014	Minnesota	91,186
7.	Aug. 31, 2013	Wyoming	91,185
8.	Nov. 2, 2013	Northwestern	91,140
9.	Nov. 1, 2014	Purdue	91,107
10.	Oct. 25, 2014	Rutgers	91,088

TOP 5 SEASON ATTENDANCE

RK.	YEAR	GAMES	TOTAL	AVG.
1.	2014	7	638,744	91,249
2.	2013	8	727,466	90,933
3.	2016	7	631,402	90,200
4.	2015	7	629,986	89,998
5.	2017	7	628,583	89,798

LONGEST HOME WIN STREAKS

RK.	BEGAN	ENDED	WINS
1.	Oct. 19, 1991	Oct. 31, 1998	47
2.	Sept. 28, 1901	Oct. 20, 1906	33
3.	Nov. 27, 1998	Nov. 2, 2002	26
4.	Sept. 27, 1969	Nov. 23, 1972	23
5.	Oct. 3, 1981	Nov. 17, 1984	21

All streaks at Memorial Stadium, except for the 33-game streak from 1901 to 1906.

2024 NEBRASKA SEASON NOTEBOOK

SCHEDULE NOTES

- Nebraska completed non-league play at 3-0 and is in the middle of a nine-game conference schedule. The Big Ten slate includes games against UCLA and USC, both in their first season as a Big Ten member. The 2024 season marks the first time since Nebraska joined the conference in 2011 that the Big Ten will not utilize a divisional format.
- NU plays Illinois, Indiana, Iowa, Ohio State, Purdue, Rutgers, UCLA, USC and Wisconsin. The Huskers will not play Maryland, Michigan, Michigan State, Minnesota, Northwestern, Oregon, Penn State or Washington.
- Nebraska opened the 2024 season at home against UTEP, marking the first season since 2019 that Nebraska played its first game of the season at home. It was also the first time since 2019 that the Huskers opened the season against a non-conference opponent.
- Nebraska played its first four games at home, marking the longest season-opening homestand since 2013 (five games).
- The Huskers played three straight September night games. This is only the third time in program history (2002, 2008) that NU had three straight night home games.
- The Big Ten opener against Illinois was the 400th sellout at Memorial Stadium. It also marked the first Friday night home game in school history while being the first weekday home game (excluding Black Friday) since 2001, when Nebraska played Rice on Thursday, Sept. 20, in a game postponed five days due to the Sept. 11 attacks.
- The Huskers played their opener in August for the fourth straight year and the fifth time in the past five full seasons (2020 excluded).

COACHING STAFF NOTES

- Matt Rhule** is in his second season at Nebraska in 2024. Rhule is in his 12th season as a head coach after previously leading programs at Temple (2013-16) and Baylor (2017-19) along with an NFL stint as head coach of the Carolina Panthers (2020-22).
- Rhule owns a career record of 57-52 in his eight seasons as a college head coach. He has a proven record as a program builder after taking on rebuilding projects at Temple, Baylor and Nebraska.
- Rhule's college teams have taken a step forward in his second season at each school. Temple improved by four wins in Rhule's second season in 2014 and Baylor improved by six wins in his second season in 2018, an improvement that led all power conference teams and ranked third in the FBS.

- Rhule then guided both the Owls and Bears to a school-record win total in his third season, when both teams also played in the conference championship game.

- Eight Husker assistants return from last season: **Marcus Satterfield** (offensive coordinator/tight ends), **Tony White** (defensive coordinator), **Ed Foley** (special teams coordinator), **E.J. Barthel**

(running backs), **Rob Dvoracek** (linebackers), **Terrance Knighton** (defensive line), **Garret McGuire** (wide receivers) and **Donovan Raiola** (offensive line).

- John Butler** (secondary/pass game coordinator) and **Glenn Thomas** (co-offensive coordinator/quarterbacks) are in their first season at NU.

ROSTER NOTES

- Nebraska's roster features 152 players. A player's class reflects the fact that the 2020 season did not count as a year of eligibility.

HUSKER ROSTER CLASS BREAKDOWN

CLASS	TOTAL	% OF ROSTER
True Freshmen	48	32%
Redshirt Freshmen	34	22%
Total Freshmen	81	54%
Sophomores	25	17%
Juniors	26	17%
Seniors	19	13%

- The roster features 91 returning players and 61 newcomers. Nebraska returns a total of 20 starters and 39 letterwinners.
- NU added 13 transfers and 48 true freshmen to its roster in 2024. Among the 13 transfers are seven FBS transfers, three JUCO players, two FCS transfers and one NAIA transfer.
- All six of Nebraska's FBS transfers came from Power Conference programs (Florida, Oregon, Syracuse, Texas, USC and Wake Forest).
- The roster features players from 29 states and one foreign country (Germany).
- Nebraska has had a letterwinner from 47 of the 50 states in its history, missing only Idaho, New Hampshire and Rhode Island.
- States with multiple players on the Huskers' 2024 roster include: Nebraska (53), Texas (12), Iowa (8), Florida (7), Pennsylvania (7), California (6), New Jersey (5), Arizona (4), Colorado (4), Georgia (4), Missouri (4) Illinois (3), Louisiana (3), Maryland (3), Minnesota (3), New York (3), Tennessee (3), Hawaii (2), Kansas (2), Michigan (2), Mississippi (2), Montana (2) and South Dakota (2).
- The states of Alabama, North Carolina, Nevada, Utah, Washington and Wisconsin are each represented with one player on Nebraska's 2024 roster.
- The players who are wearing a single-digit jersey number (0-9) earned the right to wear that number through a team vote.

ACADEMIC NOTES

- A total of 19 Huskers are playing the 2024 season as graduates, including players who earned their degree at another institution before transferring to Nebraska.

HUSKERS WHO HAVE EARNED DEGREES

» Jahmal Banks	» Heinrich Haarberg
» Bryce Benhart	» Nash Hutmacher
» Nate Boerkerich	» Rahmir Johnson
» John Bullock	» Maurice Mazzucca
» Brian Buschini	» Teddy Prochazka
» Turner Corcoran	» Ty Robinson
» Gabe Ervin Jr.	» Ben Scott
» Isaiah Garcia-Castaneda	» Camden Witucki
» Isaac Gifford	» Javin Wright
» Jalyn Gramstad	

SCOUTING THE OHIO STATE BUCKEYES



Ohio State has started the 2024 campaign with a 5-1 mark and holds a No. 4 ranking in this week's AP Top 25 poll.

The Buckeyes are averaging 45.2 points and 521.2 yards per game, with 311.4 yards per game through the air and 209.8 yards per game on the ground. Will Howard has completed 100-of-140 passes for 1,365 yards, 10 touchdowns and two interceptions. Jeremiah Smith leads OSU with 28 receptions for 464 yards and six touchdowns, followed by Emeka Egbuka with 31 grabs for 455 yards and three scores. Quinshon Judkins leads the Buckeye rushing attack with 58 carries for 413 yards and six touchdowns, while TreVeyon Henderson has carried the ball 41 times for 363 yards and four touchdowns.

Defensively, the Buckeyes are allowing 11.8 points per game and 256.4 yards per game this season. Sonny Styles leads the OSU defense with a team-high 32 tackles, followed by Lathan Ransom with 26 stops. JT Tuimolou leads the Buckeyes with 4.5 tackles for loss and 2.5 sacks on the year, while Denzel Burke has hauled in a team-high two interceptions.

8/31	Akron	W, 52-6
9/7	Western Michigan	W, 56-0
9/21	Marshall	W, 49-14
9/28	at Michigan State	W, 38-7
10/5	Iowa	W, 35-7
10/12	at Oregon	L, 32-31
10/26	Nebraska	11 AM
11/2	at Penn State	TBD
11/9	Purdue	TBD
11/16	at Northwestern	TBD
11/23	Indiana	TBD
11/30	Michigan	11 AM

HEAD COACH INFORMATION



**HEAD COACH
RYAN DAY**

- 7th Season at Ohio State (61-9 Record)
- 7th Career Season (61-9 Record)

Ryan Day is in his seventh season at the helm of Ohio State and his ninth year with the Buckeyes. He boasts a career record of 61-9.

Day has won two Big Ten Championships as a head coach and has made it to the College Football Playoff in 2019, 2020 and 2022. Day led the Buckeyes to the CFP final in 2020, where Ohio State fell to the No. 1 Alabama Crimson Tide, 52-24. The Buckeyes fell 29-23 to Clemson in the CFP semifinal in 2019 and dropped a 42-41 heartbreaker to Georgia in the 2022 CFP semifinal.

Prior to being named head coach, Day served as Ohio State's offensive coordinator and quarterback coach for the 2017 and 2018 years. During this time, the Buckeyes went 25-3 and won two Big Ten Championships.

Day served stints at New Hampshire, Boston College, Florida, Temple, the Philadelphia Eagles and the San Francisco 49ers as a tight ends coach, wide receivers coach, quarterback coach and offensive coordinator.

DAY VS. NEBRASKA

Day faces Nebraska for the fourth time as a head coach on Saturday. Day holds a 3-0 record against the Huskers after the Buckeyes won 26-17 in Lincoln in 2021.

2024 OHIO STATE STAT LEADERS

RUSHING	ATT.	YDS	YPC	YPG	TD
Quinshon Judkins	58	413	7.1	82.6	6
TreVeyon Henderson	41	363	8.9	72.6	4
James Peoples	32	141	4.4	35.3	2

PASSING	CMP-ATT-INT	PCT	YDS	YPG	TD
Will Howard	100-140-2	71.4	1,365	273.0	10

RECEIVING	REC.	YDS	YPC	YPG	TD
Jeremiah Smith	28	464	16.5	92.8	6
Emeka Egbuka	31	455	14.6	91.0	3
Carnell Tate	15	232	15.4	46.4	1
Quinshon Judkins	6	69	11.5	13.8	0

PUNTING	NO.	YDS	AVG	LG	I20	50+
Joe McGuire	14	584	41.7	51	3	1

PUNT RET.	NO.	YDS	AVG	TD
Brandon Inniss	11	106	9.6	0

KICK RET.	NO.	YDS	AVG	TD
Jayden Ballard	2	23	11.5	0

FIELD GOALS	FG-ATT	PCT	LG
Jayden Fielding	3-3	100.0	40

TACKLES	TACK	TFL	SCK
Sonny Styles	32	1.0	1.0
Lathan Ransom	26	3.0	--
Caleb Downs	2	2.5	0.5
Cody Simon	19	1.0	1.0
Denzel Burke	18	--	--
Jordan Hancock	17	1.0	--
Ty Hamilton	16	1.5	0.5

2024 STATISTICAL RANKING COMPARISON						
NEB	NAT.	B1G	CATEGORY	B1G	NAT.	OSU
127.1	99th	14th	Rushing Offense	2nd	20th	208.7
243.1	57th	8th	Passing Offense	5th	18th	294.3
370.3	88th	10th	Total Offense	2nd	6th	503.0
25.0	90th	11th	Scoring Offense	2nd	6th	43.5
102.9	16th	7th	Rushing Defense	2nd	6th	86.3
201.4	42nd	10th	Pass Defense	5th	15th	168.0
304.3	18th	8th	Total Defense	1st	2nd	254.3
17.7	19th	8th	Scoring Defense	1st	3rd	11.0
43.6%	41st	8th	3rd-Down Offense	3rd	16th	48.6%
37.4%	59th	10th	3rd-Down Defense	4th	28th	32.1%
71.4%	125th	18th	Red Zone Offense	1st	1st	100.0%
80.0%	40th	7th	Red Zone Defense	1st	10th	70.0%
33.42	133rd	18th	Net Punting	13th	70th	38.83
5.7	95th	15th	Punt Returns	11th	64th	8.38
11.54	108th	13th	Punt Return Defense	2nd	24th	3.50
17.67	101st	14th	Kickoff Returns	18th	133rd	9.25
20.69	87th	13th	Kick Return Defense	6th	31st	17.25
7.57	106th	17th	Penalties	6th	29th	5.17
64.43	100th	13th	Penalty Yards	8th	33rd	46.17
11	40th	8th	Turnovers Gained	9th	62nd	9
9	57th	11th	Turnovers Lost	7th	37th	7
+0.29	51st	10th	Turnover Margin	8th	47th	+0.33

OHIO STATE INFORMATION

Ohio State has been one of the winningest programs in the country, and began their storied football tradition in 1890. A founding member of the Big Ten Conference (originally the Intercollegiate Conference of Faculty Representatives), Ohio State has totaled 39 league championships. The most recent Big Ten title came in 2020.

The Buckeyes have gone undefeated 10 times and hold a winning record in every season under Day. The Buckeyes have played in 55 bowl games in their history, posting a 26-29 all-time bowl record. Ohio State appeared in the Cotton Bowl last season, suffering a 14-3 defeat to Missouri.

- **First Year:** 1890
- **All-Time Record:** 969-334-53
- **Bowl Record:** 26-29
- **Conference Titles:** 39
- **National Titles:** 8
- **Stadium:** Ohio Stadium
- **Capacity:** 102,780
- **Playing Surface:** Shaw Sports Turf
- **Location:** Columbus, Ohio
- **Enrollment:** 60,540
- **Colors:** Scarlet and Gray

COACHING LEDGER

NEBRASKA (2023-24)

- Head Coach

CAROLINA PANTHERS (2020-22)

- Head Coach

BAYLOR (2017-2019)

- Head Coach

TEMPLE (2013-16)

- Head Coach

NEW YORK GIANTS (2012)

- Assistant Coach (Assistant OL)

TEMPLE (2006-11)

- Offensive Coordinator (TE)/ Recruiting Coordinator (2011)
- Offensive Coordinator (QB) (2008-10)
- Assistant Coach (QB)/ Recruiting Coordinator (2007)
- Assistant Coach (DL) (2006)

WESTERN CAROLINA (2002-05)

- Assistant Head Coach (OL)/ Running Game Coordinator/ Special Teams (2005)
- Assistant Head Coach (Special Teams/LB) (2003-04)
- Assistant Coach (Special Teams/LB) (2002)

UCLA (2001)

- Assistant Coach (Assistant DL)

BUFFALO (1999-2000)

- Assistant Coach (DL) (2000)
- Assistant Coach (Assistant DL) (1999)

ALBRIGHT [PA.] COLLEGE (1998)

- Assistant Coach (LB)

HEAD COACHING RECORDS

YEAR	TEAM (ROLE)	RECORD
2013	Temple	2-10
2014	Temple	6-6
2015	Temple	10-4
2016	Temple	10-3
4 SEASONS		28-23
2017	Baylor	1-11
2018	Baylor	7-6
2019	Baylor	11-3
3 SEASONS		19-20
2020	Carolina Panthers	5-11
2021	Carolina Panthers	5-12
2022	Carolina Panthers	1-4
2+ SEASONS		11-27
2023	Nebraska	5-7
2024	Nebraska	5-2
2 SEASONS		10-9
12 CAREER SEASONS		68-79
9 COLLEGE SEASONS		57-52

HEAD COACH MATT RHULE

2019 NATIONAL COACH OF THE YEAR



• 2ND SEASON AT NEBRASKA

• 9TH COLLEGIATE SEASON

• 12TH CAREER SEASON

Matt Rhule has a proven track record as a program builder. In his first two collegiate head coaching jobs at Temple (2013-16) and Baylor (2017-19), Rhule led both the Owls and the Bears to their most victories in school history in just his third season. He also took both teams to the conference championship game in year three.

Rhule took Temple from two wins in his first season to a school-record 10 victories in both his third and fourth seasons with an appearance in the conference championship game both seasons. He then took Baylor from one win in his first season to a school-record 11 victories in his third season and an appearance in the Big 12 Championship Game and the Sugar Bowl.

Before taking the Nebraska job, Rhule one won conference title, three division titles and produced three seasons with double-digit wins in a five-season span (2015-19).

TAKING TEMPLE TO NEW HEIGHTS

In his tenure at Temple from 2013 to 2016, Rhule took the Owls to new heights.

- In Rhule's second season in 2014, Temple posted the program's first win over an SEC team since 1938, its first win over a ranked opponent in 16 seasons and the program's largest margin of victory in nearly 50 years.
- Rhule won 10 games in both 2015 and 2016. He is responsible for two of the three 10-win seasons in Temple's 124-year history.
- He also took the Owls to back-to-back bowl games in 2015 and 2016, the first time Temple played in a bowl in consecutive seasons.
- In 2015, Rhule led Temple to the American Athletic Conference Championship Game, the first conference title game in program history.
- The next season, Rhule guided the Owls to their second conference title in program history and the first in nearly 40 years.
- Temple has spent a total of 16 weeks ranked in the 88-year history of the Associated Press top-25 poll. More than half of those top-25 rankings (9) came under Rhule in 2015 and 2016.

AN ENCORE AT BAYLOR

At Temple, Rhule led the Owls to their highest season win total in program history, their first conference championship game appearance and an impressive run in the national rankings. He produced an encore by repeating each of those same feats in three seasons at Baylor.

- Baylor finished with 11 losses in Rhule's first season in 2017 but two years later, he guided the Bears to 11 wins in 2019. Baylor became the first Power Conference program to go from 11 losses to 11 wins in two or fewer seasons.
- Baylor won its final two games of the 2018 season and its first nine games of the 2019 campaign. The 11 straight victories marked the second-longest winning streak in school history, while Baylor's 9-0 start in 2019 was the best start in program history.
- In 2019, Rhule led Baylor to its most wins (11) in school history, the Bears advanced to their first Big 12 Championship Game and played in the Sugar Bowl for only the second time in program history.
- Baylor finished with a No. 13 ranking in 2019, the Bears' second-highest final ranking since 1951.

NEBRASKA COACHING STAFF



MARCUS SATTERFIELD
OFFENSIVE COORDINATOR / TIGHT ENDS

- 13th season as an offensive coordinator, plus two seasons as a collegiate head coach
- South Carolina had the 4th-highest scoring offense in school history in 2022

2ND YEAR



TONY WHITE
ASSOC. HEAD COACH / DEFENSIVE COORD.

- 2022 and 2023 Broyles Award Nominee (Nation's Top Assistant Coach)
- Nebraska ranked in the top 15 nationally in rushing, scoring and total defense in 2023

2ND YEAR



E.J. BARTHEL
RUNNING BACKS

- Helped Nebraska rank 2nd in the Big Ten in rushing in 2023
- Boasts Big Ten experience at Nebraska, Penn State and Rutgers

2ND YEAR



JOHN BUTLER
PASS GAME COORDINATOR / CORNERBACKS

- Came to Nebraska after 10 seasons as an NFL assistant coach
- The Buffalo Bills had a top-5 pass defense in five of his six seasons

1ST YEAR



GARRET MCGUIRE
WIDE RECEIVERS

- 84 percent of Nebraska's receiving yards in 2023 came from first-year Huskers
- Spent two seasons in the NFL prior to joining Nebraska

2ND YEAR



ROB DVORACEK
LINEBACKERS

- Seven of his eight coaching seasons have been spent at a Power Conference team or in the NFL
- Helped Nebraska post its best statistical defense of the Big Ten era in 2023

2ND YEAR



DONOVAN RAIOLA
OFFENSIVE LINE

- Helped Nebraska rank 2nd in the Big Ten in rushing in 2023
- Has coached the offensive lines at Nebraska, Notre Dame and with the Chicago Bears

3RD YEAR



TERRANCE KNIGHTON
DEFENSIVE LINE

- Helped Nebraska rank 8th nationally in rushing defense in 2023
- Two seasons of NFL assistant coaching experience plus a 7-year NFL playing career

2ND YEAR



GLENN THOMAS
CO-OFFENSIVE COORD. / QUARTERBACKS

- Has been an offensive coordinator at Nebraska, Arizona State and Baylor
- Boasts eight years of experience as an NFL assistant coach

1ST YEAR



ED FOLEY
SPECIAL TEAMS COORDINATOR

- Nebraska ranked 3rd nationally in blocked kicks in 2023
- His special teams have ranked in the top 25 nationally in four of his last six collegiate seasons

2ND YEAR



JOSH BRINGUEL
Assistant Linebackers



RON BROWN
Fullbacks & Returners



AARON COELING
Asst. Offensive Line



ADAM DIMICHELE
Safeties



JOSH MARTIN
Asst. Special Teams



KEVIN MCGARRY
Sr. Defensive Analyst



RASHAAN MELVIN
Cornerbacks



JAMAR MOZEE
Sr. Football Assistant



JACK POTENZA
JACK Linebackers



KEITH WILLIAMS
Tight Ends

THE LAST TIME AN INDIVIDUAL...

OFFENSE

100 YARDS RUSHING

Nebraska: Chubba Purdy (105) at Wisconsin (Nov. 18, 2023)
Opponent: Justice Ellison (105) at Indiana (Oct. 19, 2024)

200 YARDS RUSHING

Nebraska: Ameer Abdullah (225), vs. Rutgers (Oct. 25, 2014)
Opponent: Braelon Allen (228), at Wisconsin (Nov. 20, 2021)

300 YARDS RUSHING

Nebraska: Roy Helu Jr. (307), vs. Missouri (Oct. 30, 2010)
Opponent: Melvin Gordon (408), at Wisconsin (Nov. 15, 2014)

4 RUSHING TOUCHDOWNS

Nebraska: Ameer Abdullah (4), at Northwestern (Oct. 18, 2014)
Opponent: Melvin Gordon (4), at Wisconsin (Nov. 15, 2014)

MORE THAN 4 RUSHING TOUCHDOWNS

Nebraska: Calvin Jones (6), at Kansas (Nov. 9, 1991)
Opponent: Chris Brown (6), at Colorado (Nov. 23, 2001)

300 YARDS PASSING

Nebraska: Casey Thompson (354), at Purdue (Oct. 15, 2022)
Opponent: Shedeur Sanders (393), at Colorado (Sept. 9, 2023)

400 YARDS PASSING

Nebraska: Tanner Lee (431), at Purdue (Oct. 28, 2017)
Opponent: Kyle Vantrease (409), Georgia Southern (Sept. 10, 2022)

500 YARDS PASSING

Nebraska: Joe Ganz (510), vs. Kansas State (Nov. 10, 2007)
Opponent: Tim Rattay (590), vs. Louisiana Tech (Aug. 29, 1998)

30 COMPLETIONS

Nebraska: Tanner Lee (32), at Purdue (Oct. 28, 2017)
Opponent: Shedeur Sanders (31), at Colorado (Sept. 9, 2023)

40 COMPLETIONS

Nebraska: Never Happened
Opponent: Clayton Thorson (41), at Northwestern (Oct. 13, 2018)

4 PASSING TOUCHDOWNS

Nebraska: Ryker Fyfe (4), at Purdue (Oct. 31, 2015)
Opponent: Luke Altmeyer (4), vs. Illinois (Sept. 20, 2024)

MORE THAN 4 PASSING TOUCHDOWNS

Nebraska: Joe Ganz (7), vs. Kansas St. (Nov. 10, 2007)
Opponent: J.T. Barrett (5), vs. Ohio State (Oct. 14, 2017)

TD PASS BY A NON-QUARTERBACK

Nebraska: De'Mornay Pierson-El (WR), at Northwestern (Oct. 18, 2014)
Opponent: Brayden Willis (TE), vs. Oklahoma (Sept. 17, 2022)

10 RECEPTIONS

Nebraska: Trey Palmer (10), vs. Oklahoma (Sept. 17, 2022)
Opponent: Travis Hunter (10), vs. Colorado (Sept. 7, 2024)

100 RECEIVING YARDS

Nebraska: Isaiah Neyor (121), vs. UTEP (Aug. 31, 2024)
Opponent: Travis Hunter (110), vs. Colorado (Sept. 7, 2024)

200 RECEIVING YARDS

Nebraska: Trey Palmer (237), at Purdue (Oct. 15, 2022)
Opponent: Jaxon Smith-Njigba (240), vs. Ohio State (Nov. 6, 2021)

3 RECEIVING TOUCHDOWNS

Nebraska: Brandon Kinnie (3), at Oklahoma State (Oct. 23, 2010)
Opponent: Dezmon Briscoe (3), at Kansas (Nov. 3, 2007)

500 TOTAL OFFENSE YARDS

Nebraska: Joe Ganz (521), at Colorado (Nov. 23, 2007)
Opponent: Tim Rattay (568), vs. Louisiana Tech (Aug. 29, 1998)

LONG OFFENSIVE PLAYS

60-69 YARD RUN

Nebraska: Trey Palmer (60), at Purdue (Oct. 15, 2022)
Opponent: Dillon Gabriel (61), vs. Oklahoma (Sept. 17, 2022)

70-79 YARD RUN

Nebraska: Josh Fleeks (74, TD), vs. Michigan (Sept. 30, 2023)
Opponent: Braelon Allen (71, TD), at Wisconsin (Nov. 20, 2021)

80-89 YARD RUN

Nebraska: Zavier Betts (83, TD), vs. Northwestern (Oct. 2, 2021)
Opponent: Jonathan Taylor (88, TD), at Wisconsin (Oct. 6, 2018)

90-99 YARD RUN

Nebraska: Taylor Martinez (92, TD), at UCLA (Sept. 8, 2012)
Opponent: Eli Roberson (91, TD), vs. Kansas St. (Nov. 16, 2002)

60-69 YARD PASS

Nebraska: Thompson to Palmer (64), at Purdue (Oct. 15, 2022)
Opponent: Sullivan to Kirtz (66), vs. Northwestern (Oct. 21, 2023)

70-79 YARD PASS

Nebraska: Haarberg to Lloyd (73, TD), vs. Purdue (Oct. 28, 2023)
Opponent: Stroud to Smith-Njigba (75), vs. Ohio St. (Nov. 6, 2021)

80-89 YARD PASS

Nebraska: Thompson to Palmer (87, TD), at Iowa (Nov. 25, 2022)
Opponent: Plummer to Bell (89, TD), at Purdue (Dec. 5, 2020)

90-99 YARD PASS

Nebraska: Armstrong Jr. to Enunwa (99, TD), vs. Georgia (Jan. 1, 2014)
Opponent: Montez to Nixon (96, TD), at Colorado (Sept. 7, 2019)

DEFENSE

15 TACKLES

Nebraska: Luke Reimer (15), vs. Northwestern (Aug. 27, 2022)
Opponent: Dorian Hopkins (16), UTEP (Aug. 31, 2024)

20 TACKLES

Nebraska: Lee Kunz (23), at Oklahoma (Nov. 25, 1977)
Opponent: Ryan Greenhagen (31), Fordham (Sept. 4, 2021)*
 *-opponent school record

3.0 OR MORE SACKS

Nebraska: Randy Gregory (3.0), at Michigan (Nov. 9, 2013)
Opponent: Mustaf Johnson (3.0), at Colorado (Sept. 7, 2019)

5 OR MORE TFLs

Nebraska: Cianté Evans (5), vs. Northwestern (Nov. 2, 2013)
Opponent: A.J. Epenesa (5), Iowa (Nov. 29, 2019)

5 PASS BREAKUPS

Nebraska: Dicaprio Bootle (5), at Michigan (Sept. 22, 2018)
Opponent: Never Happened

2 INTERCEPTIONS

Nebraska: Tommi Hill (2), vs. Purdue (Oct. 28, 2023)
Opponent: Tarheed Still (2), and Dante Trader Jr. (2) vs. Maryland (Nov. 11, 2023)

MORE THAN 2 INTERCEPTIONS

Nebraska: Matt O'Hanlon (3), vs. Oklahoma (Nov. 7, 2009)
Opponent: Anthony Brown (3), at Purdue (Oct. 31, 2015)

RETURNED AN INTERCEPTION FOR A TOUCHDOWN

Nebraska: John Bullock (35 yards), at Purdue (Sept. 28, 2024)
Opponent: Jalen Graham (45 yards), Purdue (Oct. 30, 2021)

RETURNED A FUMBLE FOR A TOUCHDOWN

Nebraska: Deontai Williams (26 yards) vs. Penn State (Nov. 14, 2020)
Opponent: Kyrdran Jenkins (55 yards) vs. Purdue (Oct. 28, 2023)

SPECIAL TEAMS

PUNT RETURN TOUCHDOWN

Nebraska: JD Spielman (76 yds), vs. South Alabama (Aug. 31, 2019)
Opponent: Jayden Reed (62 yards), at Michigan State (Sept. 25, 2021)

KICKOFF RETURN TOUCHDOWN

Nebraska: JD Spielman (99 yds), vs. Arkansas St. (Sept. 2, 2017)
Opponent: Stephen Bracey (91 yards), at Wisconsin (Nov. 20, 2021)

BLOCKED PUNT

Nebraska: Blaise Gunnerson (1), at Illinois (Oct. 6, 2022)
Opponent: Flip Dixon (1), Jamier Wright-Collins (1) vs. Rutgers (Oct. 5, 2024)

BLOCKED PUNT RETURNED FOR TOUCHDOWN

Nebraska: Malcolm Hartzog (30 yards), vs. Indiana (Oct. 1, 2022)
Opponent: Kyler Fisher (14 yds), vs. Iowa (Nov. 26, 2021)

THE LAST TIME A TEAM...

OFFENSE

300 YARDS RUSHING

Nebraska: vs. Louisiana Tech, Sept. 23, 2023 (312)
Opponent: vs. Oklahoma, Sept. 17, 2022 (312)

400 YARDS RUSHING

Nebraska: vs. Northwestern, Oct. 2, 2021 (427)
Opponent: at Minnesota, Nov. 11, 2017 (409)

500 YARDS RUSHING

Nebraska: at Baylor, Oct. 13, 2001 (641)
Opponent: at Wisconsin, Nov. 15, 2014 (581)

300 YARDS PASSING

Nebraska: at Purdue, Oct. 15, 2022 (354)
Opponent: at Colorado, Sept. 9, 2023 (396)

400 YARDS PASSING

Nebraska: at Wisconsin, Oct. 6, 2018 (407)
Opponent: Georgia Southern, Sept. 10, 2022 (409)

500 YARDS PASSING

Nebraska: vs. Kansas State, Nov. 10, 2007 (519)
Opponent: Louisiana Tech, Aug. 29, 1998 (590)

600 YARDS OF OFFENSE

Nebraska: vs. Northwestern, Oct. 2, 2021 (657)
Opponent: at Purdue, Oct. 15, 2022 (606)

700 YARDS OF OFFENSE

Nebraska: vs. Florida Atlantic, Aug. 30, 2014 (784 yards)
Opponent: Never accomplished

50 POINTS

Nebraska: vs. Northwestern, Oct. 2, 2021 (Nebraska won, 56-7)
Opponent: at Indiana, Oct. 19, 2024 (Indiana won, 56-7)

60 POINTS

Nebraska: vs. Idaho State, Sept. 22, 2012 (Nebraska won, 73-7)
Opponent: at Ohio State, Nov. 5, 2016 (Ohio State won 62-3)

TWO 100-YARD RUSHERS

Nebraska: vs. Louisiana Tech, Sept. 23, 2023 (Haarberg, Grant)
Opponent: Illinois, Nov. 21, 2020 (Epstein, Brown)

THREE 100-YARD RUSHERS

Nebraska: vs. Minnesota, Oct. 20, 2018 (Ozigbo, Martinez, Washington)
Opponent: Wisconsin, Dec. 1, 2012 (Gordon, Ball, White)

TWO 100-YARD RECEIVERS

Nebraska: at Wisconsin, Nov. 20, 2021 (Allen, Toure)
Opponent: at Ohio State, Oct. 24, 2020 (Wilson, Olave)

BLOCKED PUNT FOR A SAFETY

Nebraska: Marquel Dismuke (1), vs. Illinois (Nov. 10, 2018)
Opponent: Keandre Jones (1), vs. Ohio St. (Nov. 3, 2018)

BLOCKED FIELD GOAL

Nebraska: Ty Robinson (1) vs. Colorado (Sept. 7, 2024)
Opponent: Joe Anderson (1) and Damarjhe Lewis (1) at Purdue (Sept. 28, 2024)

BLOCKED FG RETURNED FOR TOUCHDOWN

Nebraska: Quinton Newsome (68 yards), vs. Purdue (Oct. 28, 2023)
Opponent: Never Happened

DEFENSE

POSTED A SHUTOUT

Nebraska: vs. Arizona, Dec. 30, 2009 (33-0)
Opponent: at Arizona State, Sept. 21, 1996 (19-0)

RECORDED A DEFENSIVE SAFETY

Nebraska: vs. UTEP, Aug. 31, 2024 (40-7)
Opponent: at Minnesota, Oct. 16, 2021 (23-30)

2 DEFENSIVE TOUCHDOWNS

Nebraska: vs. South Alabama, Aug. 31, 2019 (1 IR, 1 fumble return)
Opponent: Northern Illinois, Sept. 16, 2017 (2 interception returns)

4 INTERCEPTIONS

Nebraska: vs. Wyoming, Sept. 10, 2016 (5)
Opponent: Maryland, Nov. 11, 2023 (4)

15 TFLs

Nebraska: at Michigan, Nov. 9, 2013 (16)
Opponent: at Michigan, Sept. 22, 2018 (15)

7 OR MORE SACKS

Nebraska: vs. Northwestern, Oct. 21, 2023 (8)
Opponent: at Michigan State, Sept. 25, 2021 (7)

15 PASS BREAKUPS

Nebraska: Kansas, Oct. 2, 2004 (17)
Opponent: Never Happened

MISCELLANEOUS

SAFETY OF ANY KIND

Nebraska: TFL in End Zone vs. UTEP (Aug. 31, 2024)
Opponent: Sack in End Zone by Minnesota (Oct. 16, 2021)

WAS NOT PENALIZED

Nebraska: at Michigan State, Nov. 4, 2023
Opponent: Michigan, Sept. 30, 2023

OVERCAME A HALFTIME DEFICIT TO WIN

Nebraska: at Rutgers, Oct. 7, 2022 (trailed 13-0, won 14-13)
Opponent: Illinois, Sept. 20, 2024 (trailed 17-10, won 31-24 in OT)

WON WHEN TRAILING AFTER 3 QUARTERS

Nebraska: at Rutgers, Oct. 7, 2022 (trailed 13-7, won 14-13)
Opponent: vs. Maryland, Nov. 11, 2023 (trailed 10-7, won 13-10)

OVERTIME GAME

vs. Illinois, Sept. 20, 2024 (Illinois won 31-24)

NEBRASKA OVERTIME WIN

at Iowa, Nov. 28, 2014 (Nebraska won 37-34)

NUMERICAL ROSTER
2024 NEBRASKA FOOTBALL ROSTER

NO.	NAME	POS.
0	Nash Hutmacher	DL
1	Vincent Shavers Jr.	LB
2	Isaac Gifford	DB
3	Marques Buford Jr.	DB
4	Jahmal Banks	WR
5	John Bullock	LB
6	Tommi Hill	DB
7	Malcolm Hartzog Jr.	DB
8	DeShon Singleton	DB
9	Ty Robinson	DL
10	Jimari Butler	DL
10	Heinrich Haarberg	QB
11	Demitrius Bell	WR
11	Cameron Lenhardt	DL
11	Bode Soukup	QB
12	Jaidyn Doss	DB
12	Daniel Kaelin	QB
13	Brian Buschini	P
13	Isaiah Garcia-Castaneda	WR
14	Rahmir Johnson	RB
14	Kahmir Prescott	DB
14	Amare Sanders	DB
15	Dylan Raiola	QB
15	Ceyair Wright	DB
16	Janiran Bonner	WR
16	Elijah Jeudy	DL
17	Jacory Barney Jr.	WR
17	Luke Longval	QB
17	Willis McGahee IV	LB
18	Isaiah Neyor	WR
18	Princewill Umanmielen	LB
19	Jalyn Gramstad	QB
19	Jaylen Lloyd	WR
21	Dwight Bootle II	DB
21	Emmett Johnson	RB
22	Gabe Ervin Jr.	RB
22	Maverick Noonan	LB
23	Dante Dowdell	RB
23	Blye Hill	DB
24	Derek Branch	DB
24	Thomas Fidone II	TE
25	Jeremiah Charles	DB
25	Kenneth Williams	RB
26	Koby Bretz	DB
26	Roman Mangini	WR
28	Caleb Benning	DB
28	Kwinten Ives	RB
29	Carter Nelson	WR
29	Braylen Prude	DB
30	Tristan Alvano	PK
30	Vincent Genatone	LB
30	DJ Singleton	WR
31	Mario Buford	DB
31	Ryker Evans	WR
32	Rahmir Stewart	DB
32	Trent Uhler	FB
33	Maurice Mazzucca Jr.	RB
33	Javin Wright	LB
34	Barret Liebentritt	FB
34	Preston Okafor	DB
34	Larry Tarver Jr.	DB
34	Gage Wager	DB
35	D'Andre Barnes	DB
35	Mekhi Nelson	RB
36	Blake Closman	DB
37	Donovan Jones	DB
37	Kamdyn Koch	P
37	Evan Taylor	DB
38	Cooper Wilson	DB
39	Taveon Thompson	DB
40	Rowdy Bauer	RB
40	Trevor Ruth	FB
40	Brice Turner	DB
41	Elliott Brown	WR
42	Mikai Gbayor	LB

NO.	NAME	POS.	HT.	WT.	YR.	HOMETOWN (HIGH SCHOOL/COLLEGE)
30	* Alvano, Tristan	PK	6-1	205	So.	Omaha, Neb. (Westside)
4	Banks, Jahmal	WR	6-4	220	Sr.	Washington, D.C. (St. Frances Academy [Md.]/Wake Forest)
35	Barnes, D'Andre	DB	6-0	195	RFr.	Aurora, Colo. (Regis Jesuit)
17	Barney Jr., Jacory	WR	6-0	170	Fr.	Florida City, Fla. (Palmetto)
40	Bauer, Rowdy	RB	5-11	195	Fr.	Norfolk, Neb. (Norfolk)
11	Bell, Demitrius	WR	6-0	185	RFr.	Nashville, Tenn. (McGavock)
54	**** Benhart, Bryce	OL	6-9	315	Sr.	Lakeville, Minn. (Lakeville North)
28	Benning, Caleb	DB	5-11	200	Fr.	Omaha, Neb. (Westside)
96	Black, Leslie	DL	6-6	270	RFr.	Statesboro, Ga. (Statesboro)
87	** Boerkircher, Nate	TE	6-5	250	Jr.	Aurora, Neb. (Aurora)
16	* Bonner, Janiran	WR	6-2	220	So.	Ellenwood, Ga. (Cedar Grove)
43	* Booker III, Michael	LB	6-1	225	Jr.	Grand Prairie, Texas (South Grand Prairie)
21	Bootle II, Dwight	DB	5-10	180	RFr.	Miami, Fla. (Palmetto)
73	Borchers, David	DL	6-4	300	RFr.	Eldridge, Iowa (North Scott)
54	Bower, Jacob	LB	6-1	220	RFr.	Rancho Santa Margarita, Calif. (Santa Margarita Catholic)
24	Branch, Derek	DB	5-11	195	Jr.	Lincoln, Neb. (Southeast)
78	Brandl, Jacob	OL	6-3	305	RFr.	Omaha, Neb. (Creighton Prep)
26	* Bretz, Koby	DB	6-2	205	Jr.	Omaha, Neb. (Westside)
63	Brix, Grant	OL	6-6	310	Fr.	Logan, Iowa (Logan-Magnolia)
41	Brown, Elliott	WR	5-11	185	Jr.	Omaha, Neb. (Elkhorn South)
59	Buda, Grant	LB	6-0	225	Jr.	Lincoln, Neb. (Southwest)
31	Buford, Mario	DB	6-0	175	Fr.	Chicago, Ill. (DeSoto [Texas])
3	** Buford Jr., Marques	DB	5-11	190	Jr.	Chicago, Ill. (Trinity Christian/St. Thomas More [Conn.] Prep)
84	* Bullock, Alex	WR	6-2	205	Jr.	Omaha, Neb. (Creighton Prep)
5	*** Bullock, John	LB	6-0	230	Sr.	Omaha, Neb. (Creighton Prep)
13	** Buschini, Brian	P	6-1	225	Sr.	Helena, Mont. (Capital/Montana)
50	Bustard, Noah	LB	6-1	225	RFr.	Omaha, Neb. (Elkhorn South)
10	** Butler, Jimari	DL	6-5	260	Jr.	Mobile, Ala. (Murphy)
25	Charles, Jeremiah	DB	6-0	170	RFr.	Fort Worth, Texas (Arlington Martin)
89	Clark, Quinn	WR	6-5	205	Fr.	Bozeman, Mont. (Gallatin)
36	Closman, Blake	DB	5-9	195	Jr.	Elkhorn, Neb. (Millard North)
80	* Coleman, Malachi	WR	6-5	210	So.	Lincoln, Neb. (East)
98	Conneally, Conor	DL	6-4	265	RFr.	Elkhorn, Neb. (Mount Michael Benedictine)
69	*** Corcoran, Turner	OL	6-6	310	Sr.	Lawrence, Kan. (Free State)
50	Davidson, Landen	OL	6-4	310	Fr.	Broomfield, Colo. (Broomfield)
97	Davis, Keona	DL	6-5	255	Fr.	Tucson, Ariz. (Salpointe Catholic)
45	Dickey, Izaac	FB	5-10	215	Fr.	Stromsburg, Neb. (Cross County)
46	D'Onofrio, Thomas	DB	6-1	185	Fr.	Middleton, Wis. (Middleton)
12	Doss, Jaidyn	DB	6-0	195	RFr.	Kansas City, Mo. (Raymore-Peculiar)
23	Dowdell, Dante	RB	6-2	225	So.	Picayune, Miss. (Picayune/Oregon)
95	Duda, Ethan	LB	6-5	230	Fr.	Omaha, Neb. (Elkhorn South)
48	Echternach, Cayden	TE	6-4	250	RFr.	Bennington, Neb. (Bellevue West)
22	* Ervin Jr., Gabe	RB	6-1	220	Jr.	Buford, Ga. (Buford)
51	* Evans, Justin	OL	6-1	315	So.	East Orange, N.J. (Irvington)
31	Evans, Ryker	WR	5-11	180	Fr.	Elwood, Neb. (Hi-Line)
70	Fennessy, Nolan	OL	6-4	280	Fr.	Norfolk, Neb. (Norfolk Catholic)
24	* Fidone II, Thomas	TE	6-6	255	Jr.	Council Bluffs, Iowa (Lewis Central)
94	Flege, Aidan	LS	6-2	215	Jr.	Lincoln, Neb. (Southeast/Iowa Western CC)
47	Flynt, Ian	TE	6-4	255	Fr.	Katy, Texas (Taylor)
13	Garcia-Castaneda, Isaiah	WR	6-1	200	Sr.	Twentynine Palms, Calif. (Twentynine Palms/ Saddleback College/New Mexico State)
42	* Gbayor, Mikai	LB	6-2	230	Jr.	Irvington, N.J. (Irvington)
30	Genatone, Vincent	LB	6-0	225	So.	North Platte, Neb. (North Platte/Montana)
2	**** Gifford, Isaac	DB	6-1	205	Sr.	Lincoln, Neb. (Southeast)
58	Goldman, Mason	DL	6-5	260	RFr.	Gretna, Neb. (Gretna)
77	Gottula, Gunnar	OL	6-6	305	RFr.	Lincoln, Neb. (Southeast)
45	Gradney, Roger	LB	6-0	205	Fr.	Lake Charles, La. (Rice Consolidated [Texas])
19	Gramstad, Jalyn	QB	6-0	200	Sr.	Lester, Iowa (West Lyon/Northwestern College)
49	Guthrie, Rex	DB	6-1	200	Fr.	Littleton, Colo. (Heritage)
10	* Haarberg, Heinrich	QB	6-5	225	Jr.	Kearney, Neb. (Catholic)
83	Hall, Dae'vonn	WR	6-2	190	Fr.	Plattsmouth, Neb. (Bellevue West)
7	** Hartzog Jr., Malcolm	DB	5-9	180	Jr.	Silver Creek, Miss. (Jefferson Davis County)
88	Hausmann, Cooper	WR	5-11	195	So.	Roca, Neb. (Norris)
23	Hill, Blye	DB	6-4	190	So.	Baltimore, Md. (Mount St. Joseph/St. Francis)
6	** Hill, Tommi	DB	6-1	205	Sr.	Orlando, Fla. (Edgewater/Arizona State)
53	Hoffken, David	DL	6-7	255	Fr.	Kiel, Germany
90	Hohl, John	PK	6-0	180	RFr.	Lincoln, Neb. (Southwest/Iowa Western CC)
71	Hood, Jacob	OL	6-8	350	So.	Nashville, Tenn. (Hillsboro/Georgia)
0	*** Hutmacher, Nash	DL	6-4	310	Sr.	Oacoma, S.D. (Chamberlain)
82	Ingwerson, Eric	TE	6-6	250	Fr.	Papillion, Neb. (Papillion-La Vista)
28	Ives, Kwinten	RB	6-3	210	RFr.	Beverly, N.J. (Palmyra)
55	Jackson, Vincent	DL	6-5	290	RFr.	Harrisburg, Pa. (Central Dauphin East)
16	* Jeudy, Elijah	DL	6-3	285	Jr.	Philadelphia, Pa. (Northeast/Texas A&M)
21	* Johnson, Emmett	RB	5-11	200	So.	Minneapolis, Minn. (Academy of Holy Angels)
14	**** Johnson, Rahmir	RB	5-10	200	Sr.	Harlem, New York City, N.Y. (Bergen Catholic [N.J.])
37	Jones, Donovan	DB	6-1	195	Fr.	Omaha, Neb. (North)
45	Jones, Mason	DB	5-11	200	RFr.	Omaha, Neb. (Burke)
12	Kaelin, Daniel	QB	6-3	220	Fr.	Elkhorn, Neb. (Bellevue West)
49	King, Danny	TE	6-4	245	Fr.	Bloomington, Minn. (Jefferson)
75	* Knaak, Tyler	OL	6-6	325	So.	Cottonwood Heights, Utah (Brighton/Utah)
74	Knutson, Brock	OL	6-7	305	RFr.	Scottsbluff, Neb. (Scottsbluff)
37	Koch, Kamdyn	P	6-2	205	Fr.	Westminster, Md. (Winters Mill)
92	Lefotu, Sua	DL	6-3	295	RFr.	Bellflower, Calif. (St. John Bosco)
11	* Lenhardt, Cameron	DL	6-3	260	So.	Staten Island, N.Y. (IMG [Fla.] Academy)
34	* Liebentritt, Barret	FB	6-0	235	Jr.	Omaha, Neb. (Skutt Catholic/Notre Dame)
44	* Lindenmeyer, Luke	TE	6-3	250	So.	La Vista, Neb. (Papillion-La Vista)
19	* Lloyd, Jaylen	WR	5-10	180	So.	Omaha, Neb. (Westside)
17	Longval, Luke	QB	6-2	210	So.	Sioux City, Iowa (East/Iowa Western CC)
59	** Lutovsky, Henry	OL	6-6	320	Jr.	Crawfordsville, Iowa (Mount Pleasant)
76	Maciejczak, Jason	OL	6-2	305	RFr.	Pierre, S.D. (T.F. Riggs)

67	Mancino, Joey	OL	6-1	305	Jr.	Holmdel, N.J. (Holmdel)
26	Mangini, Roman	WR	5-10	170	So.	Mesa, Ariz. (Desert Ridge)
89	Markway, Mac	TE	6-4	260	So.	St. Louis, Mo. (De Smet Jesuit/LSU)
33	Mazzccua Jr., Maurice	RB	5-8	200	Sr.	Philadelphia, Pa. (Neumann-Goretti/West Chester University)
56	Mazzccua, Micah	OL	6-5	325	Sr.	Philadelphia, Pa. (St. Frances Academy [Md.] / Baylor/Florida)
17	McGahee IV, Willis	LB	6-1	235	Fr.	Miami, Fla. (Christopher Columbus)
88	McMorris, Isaiah	WR	5-10	170	Fr.	Omaha, Neb. (Bellevue West)
81	Miller, Hayes	WR	6-0	180	So.	Shawnee, Kan. (Mill Valley/Coffeyville CC)
57	Murphy, Ashton	DL	6-5	265	Fr.	Elkhorn, Neb. (South)
29	Nelson, Carter	WR	6-5	230	Fr.	Ainsworth, Neb. (Ainsworth)
35	Nelson, Mekhi	RB	5-10	185	Fr.	Wilkes-Barre, Pa. (Wilkes-Barre/St. Thomas More [Conn.] Prep)
18	Neyor, Isaiah	WR	6-4	220	Sr.	FortWorth, Texas (Arlington Lamar/Wyoming/Texas)
22	Noonan, Maverick	LB	6-4	240	RFr.	Omaha, Neb. (Elkhorn South)
94	Ochoa, Jordan	LB	6-4	250	Fr.	Castle Rock, Colo. (Castle View)
34	Okafor, Preston	DB	6-2	180	Fr.	Omaha, Neb. (Westside)
91	Ottomanelli, Nico	PK	6-2	185	Fr.	Harrington Park, N.J. (Northern Valley - Old Tappan)
99	Parrott, Dylan	DL	6-5	315	So.	Eldridge, Iowa (North Scott)
51	Pasko, Danny	LB	6-1	225	RFr.	Chicago, Ill. (Lyons Township)
58	Peters, Jake	OL	6-3	285	Fr.	Cedar Falls, Iowa (Cedar Falls)
14	Prescott, Kahmir	DB	6-1	200	Fr.	Philadelphia, Pa. (Neumann Goretti)
65 **	Prochazka, Teddy	OL	6-10	315	Jr.	Elkhorn, Neb. (South)
29	Prude, Braylen	DB	6-4	200	Fr.	Pearland, Texas (Shadow Creek)
72	Pyle, Gibson	OL	6-5	295	Fr.	Houston, Texas (Klein Cain)
15	Raiola, Dylan	QB	6-3	230	Fr.	Buford, Ga. (Buford)
9 ****	Robinson, Ty	DL	6-6	310	Sr.	Gilbert, Ariz. (Higley)
52	Rogers, Dylan	LB	6-3	240	RFr.	Cypress, Texas (Cypress Woods)
86 *	Rollins, AJ	TE	6-5	255	Jr.	Omaha, Neb. (Creighton Prep)
73	Ruggeroli, Xander	OL	6-6	285	Fr.	Las Vegas, Nev. (Bishop Gorman)
40	Ruth, Trevor	FB	6-0	235	So.	Seward, Neb. (Seward/Nebraska-Kearney)
14	Sanders, Amare	DB	6-1	175	Fr.	Miami, Fla. (Gulliver Prep)
46	Schutt, Connor	TE	6-6	215	Fr.	Wahoo, Neb. (Bishop Neumann)
66 *	Scott, Ben	OL	6-5	310	Sr.	Honolulu, Hawaii (St. Louis/Arizona State)
79	Seagren, Grant	OL	6-6	305	RFr.	Oakland, Neb. (Oakland-Craig)
1	Shavers Jr., Vincent	LB	6-1	225	Fr.	Miami, Fla. (Miami Central)
48 *	Sherman, MJ	LB	6-3	245	Sr.	Baltimore, Md. (St. John's College [D.C.]/Georgia Greensburg, La. (St. Helena/Hutchinson [Kan.] CC)
8 **	Singleton, DeShon	DB	6-3	210	Sr.	Greensburg, La. (St. Helena/Lincoln [Neb.] East)
30	Singleton, DJ	WR	5-10	155	Fr.	Omaha, Neb. (Creighton Prep)
62	Sledge, Sam	OL	6-4	295	RFr.	Liberty, Mo. (Liberty North)
85	Smith, Keelan	WR	6-3	210	Fr.	Crowley, Texas (Arlington Martin)
81	Smith Flores, Ismael	LB	6-4	245	RFr.	Blair, Neb. (Blair)
11	Soukup, Bode	QB	6-2	195	Fr.	Omaha, Neb. (Millard South)
47	Stenger, Gage	LB	6-2	220	So.	Philadelphia, Pa. (Imhotep Institute)
32	Stewart, Rahmir	DB	5-11	210	RFr.	Pittsburg, Calif. (De La Salle)
87	Tagaloa, Brodie	DL	6-5	270	So.	Miami, Fla. (Norland)
34	Tarver Jr., Larry	DB	5-10	175	Fr.	Waipahu, Hawaii (Waipahu)
68	Taumua, Preston	OL	6-4	325	Fr.	Waxhaw, N.C. (Cuthbertson)
37	Taylor, Evan	DB	6-2	185	Fr.	Long Island, N.Y. (Zebulon B. Vance/Syracuse)
56	Thompson, Stefon	LB	6-1	240	Jr.	Lincoln, Neb. (Southeast)
39	Thompson, Taveon	DB	6-3	215	Jr.	Bay City, Texas (Bay City)
40	Turner, Brice	DB	6-1	185	RFr.	Battle Creek, Neb. (Battle Creek)
32	Uhler, Trent	FB	6-1	230	Fr.	Austin, Texas (Manor)
18 *	Umanmielen, Princewill	DL	6-5	245	So.	Argyle, Texas (Argyle)
44 *	Van Poppel, Riley	LB	6-5	290	So.	Yutan, Neb. (Yutan)
46	Wacker, Derek	LB	6-1	220	Fr.	Arlington, Texas (Arlington Martin)
34	Wager, Gage	DB	5-10	190	RFr.	Sacramento, Calif. (Jesuit/American River CC)
93	Wallin, Kai	DL	6-5	250	So.	Parkville, Mo. (Park Hill South/Iowa Central CC)
90	Williams, James	DL	6-6	250	So.	Detroit, Mich. (Lincoln [Neb.] High)
25	Williams, Kenneth	RB	5-9	180	RFr.	Bonney Lake, Wash. (Bonney Lake)
38	Wilson, Cooper	DB	6-3	195	RFr.	Grand Blanc, Mich. (Grand Blanc Community)
96	Witucki, Camden	LS	6-2	230	Jr.	Los Angeles, Calif. (Loyola/USC)
15	Wright, Ceyair	DB	6-0	180	Jr.	Chandler, Ariz. (Hamilton)
33 **	Wright, Javin	LB	6-5	230	Sr.	

Lettermen in Bold; *Indicates Letters Earned

PRONUNCIATION GUIDE

Nate Boerkircher..... BORE-kurr-churr
 Janiran Bonner..... juh-NIGH-run
 Marques Buford Jr. marr-KEESE
 Brian Buschini boo-SHEEN-ee
 Jimari Butler..... jih-MAR-ee
 Blake Closman CLOSS-men
 Malachi Coleman MAL-uh-kie
 Cono Connealy..... kuh-KNEEL-ee
 Thomas D'Onofrio..... duh-NOFF-ree-oh
 Thomas Fidone II fuh-DOAN-ee
 Isaiah Garcia-Castaneda CAST-uh-NAY-duh
 Vincent Genatone..... GINN-uh-tone
 Mikai Gbayor..... meh-KYE BAY-er
 Gunnar Gottula..... guh-TOO-luh
 Heinrich Haarberg..... HINE-rick HARR-burg
 Cooper Hausmann..... HOUZ-munn
 John Hohl..... HOLE
 Nash Hutmacher..... HUT-make-urr
 Eric Ingwerson ING-ger-sinn
 Elijah Jeudy..... JUDY
 Daniel Kaelin..... KAY-linn
 Tyler Knaak..... kuh-NOCK

Brock Knutson..... kuh-NEWT-son
 Kamdyn Koch..... COOK
 Sua Lefotu..... leh-FOE-too
 Barret Liebenritt LEE-ben-tritt
 Henry Lutovsky loo-TOV-skee
 Jason Maciejczak muh-CHAY-chock
 Maurice/Micah Mazzccua muh-ZOO-kuh
 Isaiah Neyor NAY-er
 Jordan Ochoa oh-CHO-uh
 Teddy Prochazka..... pro-HAH-skuh
 Dylan Raiola rye-OLE-uh
 Xander Ruggeroli..... ROUGE-er-ROLL-ee
 Syncere Safeullah..... suh-FEE-uh-luh
 DeShon Singleton..... dee-SHAWN
 Ismael Smith Flores..... FLOOR-ez
 Bode Soukup SOAK-up
 Gage Stenger..... STANG-er
 Brodie Tagaloa..... TAG-uh-LOW-uh
 Trent Uhler..... YOU-lurr
 Princewill Umanmielen ... OOH-mawn-me-ellen
 Gage Wager..... WAY-gurr
 Kai Wallin KYE

NUMERICAL ROSTER

43	Michael Booker III	LB
44	Luke Lindenmeyer	TE
44	Riley Van Poppel	DL
45	Izaac Dickey	FB
45	Roger Gradney	LB
45	Mason Jones	DB
46	Thomas D'Onofrio	DB
46	Connor Schutt	TE
46	Derek Wacker	LB
47	Ian Flynt	TE
47	Gage Stenger	LB
48	Cayden Echternach	TE
48	MJ Sherman	LB
49	Rex Guthrie	DB
49	Danny King	TE
50	Noah Bustard	LB
50	Landen Davidson	OL
51	Justin Evans	OL
51	Danny Pasko	LB
52	Dylan Rogers	LB
53	David Hoffken	DL
54	Jacob Bower	LB
54	Bryce Benhart	OL
55	Vincent Jackson	DL
56	Micah Mazzccua	OL
56	Stefon Thompson	LB
57	Ashton Murphy	DL
58	Mason Goldman	DL
58	Jake Peters	OL
59	Grant Buda	LB
59	Henry Lutovsky	OL
62	Sam Sledge	OL
63	Grant Brix	OL
65	Teddy Prochazka	OL
66	Ben Scott	OL
67	Joey Mancino	OL
68	Preston Taumua	OL
69	Turner Corcoran	OL
70	Nolan Fennessy	OL
71	Jacob Hood	OL
72	Gibson Pyle	OL
73	David Borchers	DL
73	Xander Ruggeroli	OL
74	Brock Knutson	OL
75	Tyler Knaak	OL
76	Jason Maciejczak	OL
77	Gunnar Gottula	OL
78	Jacob Brandl	OL
79	Grant Seagren	OL
80	Malachi Coleman	WR
81	Hayes Miller	WR
81	Ismael Smith Flores	LB
82	Eric Ingwerson	TE
83	Dae'vonn Hall	WR
84	Alex Bullock	WR
85	Keelan Smith	WR
86	AJ Rollins	TE
87	Nate Boerkircher	TE
87	Brodie Tagaloa	DL
88	Cooper Hausmann	WR
88	Isaiah McMorris	WR
89	Quinn Clark	WR
89	Mac Markway	TE
90	John Hohl	PK
90	James Williams	DL
91	Nico Ottomanelli	PK
92	Sua Lefotu	DL
93	Kai Wallin	DL
94	Aidan Flege	LS
94	Jordan Ochoa	LB
95	Ethan Duda	LB
96	Leslie Black	DL
96	Camden Witucki	LS
97	Keona Davis	DL
98	Conor Connealy	DL
99	Dylan Parrott	DL

CAREER STARTS - OFFENSE

PLAYER	'19	'20	'21	'22	'23	'24	ALL
Benhart	0	8	10	11	12	7	48
Scott	0~	4~	13~	11~	11	7	46
Corcoran	-	1	11	12	7	4	35
Mi. Mazzucca	-	0+	0+	10+	11#	3	24
Neyor	0\$	1\$	12\$	0\$	0&	5	18
Banks	-	0*	0*	1*	10*	5	16
Fidone II	-	-	0	0	8	6	14
Boerkircher	-	0	0	4	7	3	14
Evans	-	-	-	0	5	7	12
Prochazka	-	-	2	3	6	0	11
R. Johnson	0	0	7	0	1	2	10
Lutovsky	-	-	0	2	2	5	9
A. Bullock	-	-	0	0	8	1	9
Haarberg	-	-	0	0	8	0	8
Raiola	-	-	-	-	-	7	7
E. Johnson	-	-	-	0	6	1	7
G.-Castaneda	-	0^	7^	0	0	0	7
Coleman	-	-	-	-	6	0	6
Bonner	-	-	-	0	3	2	5
Lindenmeyer	-	-	-	0	5	0	5
Ervin Jr.	-	-	2	0	2	0	4
Dowdell	-	-	-	-	0	4	4
Lloyd	-	-	-	-	1	2	3
Gottula	-	-	-	-	0	3	3
Barney	-	-	-	-	-	2	2
Liebentritt	-	-	-	-	0	1	1
Mancino	-	-	0	0	1	0	1

~at Arizona State; ^at New Mexico State; *at Wake Forest; +at Baylor; #at Florida; \$at Wyoming; &at Texas

CAREER STARTS - DEFENSE

PLAYER	'19	'20	'21	'22	'23	'24	ALL
Robinson	0	7	4	12	10	7	40
Gifford	-	0	0	10	12	7	29
Hartzog	-	-	-	8	10	7	25
Thompson	-	7^	12^	1^	1^	1	22
Hutmacher	-	0	0	2	12	7	21
Buford Jr.	-	-	0	11	2	7	20
Hill	-	-	0*	5	8	5	18
C. Wright	-	-	0#	11#	4#	2	17
J. Bullock	0	0	0	0	10	7	17
Singleton	-	-	-	0	5	7	12
Butler	-	-	0	0	6	6	12
Sherman	-	0	0	0	5	6	11
Gbayor	-	-	0	0	4	6	10
Lenhardt	-	-	-	-	4	1	5
J. Wright	-	0	0	1	1	0	2
Umanmielen	-	-	-	-	1	0	1
Shavers Jr.	-	-	-	-	-	1	1

*at Arizona State; ^at Syracuse; #at USC

CAREER STARTS - SPECIAL TEAMS

PLAYER	'20	'21	'22	'23	'24	ALL
Buschini	2*	13*	12	12	7	46
Alvano	-	-	-	12	3	15
Hohl	-	-	-	-	4	4

*at FCS Montana

OFFENSIVE DEPTH CHART

LT	77	Gunnar Gottula	6-6	305	RFr.	Lincoln, Neb.
	79	Grant Seagren	6-6	305	RFr.	Oakland, Neb.
LG	51	Justin Evans	6-1	315	So.	East Orange, N.J.
	75	Tyler Knaak	6-6	325	So.	Cottonwood Heights, Utah
C	76	Jason Maciejczak	6-2	305	RFr.	Pierre, S.D.
	66	Ben Scott	6-5	310	Sr.	Honolulu, Hawaii
RG	62	Sam Sledge	6-4	295	RFr.	Omaha, Neb.
	59	Henry Lutovsky	6-6	320	Jr.	Crawfordsville, Iowa
RT	56	Micah Mazzucca	6-5	325	Sr.	Philadelphia, Pa.
	54	Bryce Benhart	6-9	315	Sr.	Lakeville, Minn.
TE	74	Brock Knutson	6-7	305	RFr.	Scottsbluff, Neb.
	24	Thomas Fidone II	6-6	255	Jr.	Council Bluffs, Iowa
WR	87	Nate Boerkircher	6-5	250	Jr.	Aurora, Neb.
	44	Luke Lindenmeyer	6-3	250	So.	La Vista, Neb.
SLOT	34	Barrett Liebentritt (Fullback)	6-0	235	Jr.	Omaha, Neb.
	16	Janiran Bonner	6-2	220	So.	Ellenwood, Ga.
WR	29	Carter Nelson	6-5	230	Fr.	Ainsworth, Neb.
	13	Isaiah Garcia-Castaneda	6-1	200	Sr.	Twentynine Palms, Calif.
WR	4	Jahmal Banks	6-4	220	Sr.	Washington, D.C.
	19	Jaylen Lloyd	5-10	180	So.	Omaha, Neb.
WR	80	Malachi Coleman	6-5	210	So.	Lincoln, Neb.
	18	Isaiah Neyor	6-4	220	Sr.	Fort Worth, Texas
QB	17	Jacory Barney Jr.	6-0	170	Fr.	Florida City, Fla.
	84	Alex Bullock	6-2	205	Jr.	Omaha, Neb.
QB	15	Dylan Raiola	6-3	230	Fr.	Buford, Ga.
	10	Heinrich Haarberg	6-5	225	Jr.	Kearney, Neb.
RB	12	Daniel Kaelin	6-3	220	Fr.	Elkhorn, Neb.
	14	Rahmir Johnson	5-10	200	Sr.	Harlem (NYC), N.Y. -OR-
RB	23	Dante Dowdell	6-2	225	So.	Picayune, Miss. -OR-
	21	Emmett Johnson	5-11	200	So.	Minneapolis, Minn.
RB	22	Gabe Ervin Jr.	6-1	220	Jr.	Buford, Ga.

DEFENSIVE DEPTH CHART

DE	9	Ty Robinson	6-6	310	Sr.	Gilbert, Ariz.
	93	Kai Wallin	6-5	250	So.	Sacramento, Calif.
DE	97	Keona Davis	6-5	255	Fr.	Tucson, Ariz.
	0	Nash Hutmacher	6-4	310	Sr.	Oacoma, S.D.
NT	16	Elijah Jeudy	6-3	285	Jr.	Philadelphia, Pa. -OR-
	55	Vincent Jackson	6-5	290	RFr.	Harrisburg, Pa.
DE	10	Jimari Butler	6-5	260	Jr.	Mobile, Ala.
	11	Cameron Lenhardt	6-3	260	So.	Staten Island, N.Y.
LB	90	James Williams	6-6	250	So.	Parkville, Mo.
	5	John Bullock	6-0	230	Sr.	Omaha, Neb.
LB	1	Vincent Shavers Jr.	6-1	225	Fr.	Miami, Fla.
	42	Mikai Gbayor	6-2	230	Jr.	Irvington, N.J.
LB	33	Javin Wright	6-5	230	Sr.	Chandler, Ariz.
	56	Stefon Thompson	6-1	240	Jr.	Long Island, N.Y.
JACK	48	MJ Sherman	6-3	245	Sr.	Baltimore, Md.
	18	Princewill Umanmielen	6-5	245	So.	Austin, Texas
CB	6	Tommi Hill	6-0	205	Sr.	Orlando, Fla.
	15	Ceyair Wright	6-0	180	Jr.	Los Angeles, Calif.
ROV	2	Isaac Gifford	6-1	205	Sr.	Lincoln, Neb.
	32	Rahmir Stewart	5-11	210	RFr.	Philadelphia, Pa.
S	7	Malcolm Hartzog Jr.	5-9	180	Jr.	Silver Creek, Miss.
	24	Derek Branch	5-11	195	Jr.	Lincoln, Neb.
S	8	DeShon Singleton	6-3	210	Sr.	Greensburg, La.
	26	Koby Bretz	6-2	205	Jr.	Omaha, Neb.
CB	3	Marques Buford Jr.	5-11	190	Jr.	Chicago, Ill.
	25	Jeremiah Charles	6-0	170	RFr.	Arlington, Texas
CB	14	Amare Sanders	6-1	175	Fr.	Miami, Fla.

SPECIAL TEAMS DEPTH CHART

PK	30	Tristan Alvano	6-1	205	So.	Omaha, Neb. -OR-
	90	John Hohl	6-0	180	RFr.	Lincoln, Neb.
P/H	13	Brian Buschini	6-1	225	Sr.	Helena, Mont.
	37	Kamdyn Koch	6-2	205	Fr.	Westminster, Md.
KO	13	Brian Buschini	6-1	225	Sr.	Helena, Mont. -OR-
	90	John Hohl	6-0	180	RFr.	Lincoln, Neb.
LS	96	Camden Witucki	6-2	230	Jr.	Grand Blanc, Mich. -OR-
	94	Aidan Flege	6-2	215	Jr.	Lincoln, Neb.
KR	17	Jacory Barney Jr.	6-0	170	Fr.	Florida City, Fla. -OR-
	14	Rahmir Johnson	5-10	200	Sr.	Harlem (NYC), N.Y.
PR	13	Isaiah Garcia-Castaneda	6-1	200	Sr.	Twentynine Palms, Calif.
	17	Jacory Barney Jr.	6-0	170	Fr.	Florida City, Fla.



2024 NEBRASKA GAME-BY-GAME STARTERS

OFFENSIVE STARTING LINEUPS

OPPONENT	WR	WR	WR	TE	RT	RG	C	LG	LT	QB	RB	PK
UTEP	Banks	Bonner	Neyor	Fidone II	Benhart	Mi. Mazzccua	Scott	Evans	Corcoran	Raiola	R. Johnson	Alvano
Colorado	Banks	Boerkircher*	Neyor	Fidone II	Benhart	Mi. Mazzccua	Scott	Evans	Corcoran	Raiola	R. Johnson	Alvano
UNI	Banks	Bonner	Neyor	Fidone II	Benhart	Lutovsky	Scott	Evans	Corcoran	Raiola	Dowdell	Alvano
Illinois	Banks	Lloyd	Neyor	Fidone II	Benhart	Lutovsky	Scott	Evans	Corcoran	Raiola	Dowdell	Hohl
Purdue	Bullock	Boerkircher*	Lloyd	Fidone II	Benhart	Lutovsky	Scott	Evans	Gottula	Raiola	Dowdell	Hohl
Rutgers	Banks	Barney Jr.	Neyor	Fidone II	Benhart	Lutovsky	Scott	Evans	Gottula	Raiola	E. Johnson	Hohl
Indiana	Barney Jr.	Mi. Mazzccua^	Liebentritt^	Boerkircher	Benhart	Lutovsky	Scott	Evans	Gottula	Raiola	Dowdell	Hohl
Ohio St.												
UCLA												
USC												
Wisconsin												
Iowa												

*opened with two tight ends; ^opened with six offensive linemen and a fullback

DEFENSIVE STARTING LINEUPS

OPPONENT	DE	NT	DE	LB	LB	JACK	CB	ROV	S	S	CB	P
UTEP	Robinson	Hutmacher	Butler	Gbayor	Bullock	Sherman	Hill	Gifford	Hartzog Jr.	Singleton	Buford Jr.	Buschini
Colorado	Robinson	Hutmacher	Butler	Gbayor	Bullock	Sherman	Hill	Gifford	Hartzog Jr.	Singleton	Buford Jr.	Buschini
UNI	Robinson	Hutmacher	Lenhardt	Thompson	Bullock	Sherman	Hill	Gifford	Hartzog Jr.	Singleton	Buford Jr.	Buschini
Illinois	Robinson	Hutmacher	Butler	Gbayor	Bullock	Sherman	Hill	Gifford	Hartzog Jr.	Singleton	Buford Jr.	Buschini
Purdue	Robinson	Hutmacher	Butler	Gbayor	Bullock	Sherman	C. Wright	Gifford	Hartzog Jr.	Singleton	Buford Jr.	Buschini
Rutgers	Robinson	Hutmacher	Butler	Gbayor	Bullock	Sherman	C. Wright	Gifford	Hartzog Jr.	Singleton	Buford Jr.	Buschini
Indiana	Robinson	Hutmacher	Butler	Gbayor	Bullock	Shavers Jr.	Hill	Gifford	Hartzog Jr.	Singleton	Buford Jr.	Buschini
Ohio St.												
UCLA												
USC												
Wisconsin												
Iowa												

2024 NEBRASKA PLAYER PARTICIPATION

PLAYER, POS.	GP	GS	PLAYER, POS.	GP	GS	PLAYER, POS.	GP	GS
Tristan Alvano, PK	3	3	Ian Flynt, TE	1	0	Hayes Miller, WR	1	0
Jahmal Banks, WR	7	5	Isaiah Garcia-Castaneda, WR	7	0	Ashton Murphy, DL	1	0
Jacory Barney Jr., WR	7	2	Mikai Gbayor, DL	7	6	Carter Nelson, WR	7	0
D'Andre Barnes, DB	1	0	Vincent Genatone, LB	7	0	Mekhi Nelson, RB	1	0
Rowdy Bauer, RB	1	0	Isaac Gifford, DB	7	7	Isaiah Neyor, WR	7	5
Bryce Benhart, OL	7	7	Mason Goldman, DL	3	0	Maverick Noonan, LB	2	0
Leslie Black, DL	1	0	Gunnar Gottula, OL	5	3	Dylan Parrott, DL	7	0
Nate Boerkircher, TE	7	3	Jalyn Gramstad, QB	1	0	Gibson Pyle, OL	1	0
Janiran Bonner, WR	7	2	Heinrich Haarberg, QB	6	0	Dylan Raiola, QB	7	7
Dwight Bootle II, DB	3	0	Malcolm Hartzog Jr., DB	7	7	Ty Robinson, DL	7	7
Jacob Bower, LB	6	0	Tommi Hill, DB	5	5	AJ Rollins, TE	2	0
Derek Branch, DB	6	0	David Hoffken, DL	2	0	Dylan Rogers, LB	4	0
Koby Bretz, DB	5	0	John Hohl, PK	7	4	Xander Ruggeroli, OL	1	0
Grant Brix, OL	1	0	Jacob Hood, OL	1	0	Amare Sanders, DB	3	0
Elliott Brown, WR	3	0	Nash Hutmacher, DL	7	7	Connor Schutt, TE	1	0
Grant Buda, LB	1	0	Eric Ingwerson, TE	1	0	Ben Scott, OL	7	7
Mario Buford, DB	6	0	Kwinten Ives, RB	3	0	Grant Seagren, OL	5	0
Marques Buford Jr., DB	7	7	Vincent Jackson, DL	7	0	Vincent Shavers Jr., LB	7	1
Alex Bullock, WR	7	1	Elijah Jeudy, DB	7	0	MJ Sherman, LB	7	6
John Bullock, LB	7	7	Emmett Johnson, RB	7	1	DeShon Singleton, DB	7	7
Brian Buschini, P	7	7	Rahmir Johnson, RB	7	2	Sam Sledge, OL	3	0
Noah Bustard, LB	1	0	Donovan Jones, DB	1	0	Keelan Smith, WR	1	0
Jimari Butler, DL	6	6	Tyler Knaak, OL	6	0	Ismael Smith Flores, LB	2	0
Jeremiah Charles, DB	7	0	Brock Knutson, OL	1	0	Gage Stenger, LB	6	0
Quinn Clark, WR	1	0	Danny King, TE	1	0	Rahmir Stewart, DB	4	0
Blake Closman, DB	1	0	Sua Lefotu, DL	2	0	Brodie Tagaloa, DL	1	0
Malachi Coleman, WR	1	0	Cameron Lenhardt, DL	7	1	Larry Tarver Jr., DB	2	0
Turner Corcoran, OL	4	4	Barret Liebentritt, FB	7	1	Stefon Thompson, LB	6	1
Landen Davidson, OL	1	0	Luke Lindenmeyer, TE	7	0	Taveon Thompson, DB	2	0
Keona Davis, DL	7	0	Jaylen Lloyd, WR	7	2	Brice Turner, DB	1	0
Jaidyn Doss, DB	1	0	Henry Lutovsky, OL	6	5	Princewill Umanmielen, DL	7	0
Dante Dowdell, RB	7	4	Jason Maciejczak, OL	3	0	Riley Van Poppel, DL	3	0
Cayden Echternach, TE	2	0	Joey Mancino, OL	2	0	Kai Wallin, DL	7	0
Gabe Ervin Jr., RB	6	0	Roman Mangini, WR	3	0	James Williams, DL	7	0
Justin Evans, OL	7	7	Maurice Mazzccua Jr., RB	2	0	Kenneth Williams, RB	1	0
Nolan Fennessy, OL	1	0	Micah Mazzccua, OL	5	3	Camden Witucki, LS	5	0
Thomas Fidone II, TE	7	6	Willis McGahee IV, LB	6	0	Ceyair Wright, DB	7	2
Aidan Flege, LS	5	0	Isaiah McMorris, WR	1	0	Javin Wright, LB	3	0



TRISTAN ALVANO #30

6-1 | 205 | SO. | PK
OMAHA, NEB.

CAREER HONORS

- 2-Time Nebraska Scholar-Athlete Honor Roll

NEBRASKA RECORD

- Longest Field Goal by a Freshman: 55 yards vs. Purdue (2023)

CAREER NOTES

- Set Nebraska high school all-class records for field goals in a game (5 in 2022 state championship game) and in a season (16 in 2022)
- Made 27 field goals in his career, a Nebraska Class A state record
- Made five field goals in the 2022 state final, including a game-winning walk-off 50-yarder

SEASON HIGHLIGHTS

- Started the first three games at place-kicker
- Made a 20-yard field goal and was perfect on all five PATs against UTEP
- Tied his career high with two field goals against Northern Iowa while setting a career high with nine points
- Missed the Illinois, Purdue, Rutgers and Indiana games

GAME-BY-GAME

OPPONENT	XP-ATT	FG-ATT	LG	BK	PTS
UTEP	5-5	1-1	20	0	8
Colorado	4-4	0-1	-	-	4
Northern Iowa	3-3	2-2	31	0	9
Illinois	-Did Not Play-				
@ Purdue	-Did Not Play-				
Rutgers	-Did Not Play-				
@ Indiana	-Did Not Play-				
@ Ohio St.	-				
UCLA	-				
@ USC	-				
Wisconsin	-				
@ Iowa	-				

CAREER STATS

YEAR	G/S	PAT	FG	PCT.	PTS	LG
2023	12/12	27-27	9-15	60.0	54	55
2024	3/3	12-12	3-4	75.0	21	31
TOTAL	15/15	39-39	12-19	63.2	75	55

KICKOFFS: 32 att., 14 touchbacks

CAREER HIGHS

Field Goal Attempts	3 at Illinois (2023)
Field Goals Made	2 twice
Long Field Goal	55 vs. Purdue (2023)
Points	9 vs. UNI (2024)
PATs	5 twice



JAHMAL BANKS #4

6-4 | 220 | SR. | WR
WASHINGTON, D.C.

CAREER HONORS

- Honorable-Mention All-ACC (2022 at Wake Forest)
- Nebraska Scholar-Athlete Honor Roll (Spring 2024)

2024 WATCH LIST

- Senior Bowl

PERSONAL NOTES

- Earned his degree from Wake Forest in 2023

CAREER NOTES

- Had 107 catches for 1,404 yards and 13 touchdowns in four seasons at Wake Forest (2020-23) before transferring to Nebraska

CAREER SUPERLATIVES

- 100-Yard Receiving Games: 2
- Games with 2+ TD catches: 3

SEASON HIGHLIGHTS

- One of 10 Huskers to earn a single-digit number as one of the team's "toughest" players
- Has played in every game with five starts
- Leads Nebraska with 316 receiving yards and ranks second with 23 receptions and two receiving touchdowns
- Caught four passes for 61 yards in his debut against UTEP, including a 21-yard touchdown
- Had a pair of catches against Colorado
- Made a 13-yard grab against Northern Iowa
- Had a career-high eight receptions for 94 yards against Illinois
- Led Nebraska with five catches, 82 receiving yards and one touchdown at Purdue
- Had a season-long 31-yard reception against Rutgers
- Caught two passes for 33 yards at Indiana

GAME-BY-GAME

OPPONENT	REC.	YDS	TD	LONG
UTEP	4	61	1	21
Colorado	2	2	0	4
Northern Iowa	1	13	0	13
Illinois	8	94	0	27
@ Purdue	5	82	1	27
Rutgers	1	31	0	31
@ Indiana	2	33	0	19
@ Ohio St.	-			
UCLA	-			
@ USC	-			
Wisconsin	-			
@ Iowa	-			

CAREER RECEIVING STATS

YEAR	G/S	REC.	YDS	Y/R	Y/G	TD
2020*	5/0	1	17	17.0	2.8	0
2021*	14/0	5	98	19.6	7.0	0
2022*	12/1	42	636	15.1	53.0	9
2023*	12/10	59	653	11.1	54.4	4
2024	7/5	23	316	13.7	45.1	2
TOTAL	50/16	130	1,720	13.2	34.4	15

*at Wake Forest

RUSHING: 1 att., 7 yds vs. Pittsburgh (2023)

PASSING: 1-of-1, 17 yds, 0 TDs

CAREER HIGHS

Receptions	8 vs. Illinois (2024)
Receiving Yards	141 vs. Clemson (2022)*
Receiving Touchdowns	2 three times*
Long Reception	48 vs. Missouri (2022)*

*at Wake Forest



JACORY BARNEY JR. #17

6-0 | 170 | FR. | WR
FLORIDA CITY, FLA.

CAREER HONORS

- Midseason Freshman All-American (On3)

2024 WATCH LIST

- The Jet Award

SEASON HIGHLIGHTS

- Has played in every game with two starts as a true freshman
- Leads Nebraska with 27 receptions, 456 all-purpose yards (111 rushing, 181 receiving and 164 kickoff return yards) and 164 kickoff return yards
- Ranks 2nd on the team with three rushing touchdowns
- Had a 10-yard reception in his debut against UTEP and returned three kickoffs for 75 yards, including a long return of 35 yards
- Had six catches for 29 yards vs. Colorado with two carries for 28 yards and two kickoff returns for 35 yards
- Totaled 92 all-purpose yards against the Buffs
- Had 39 yards from scrimmage against UNI with three catches for 29 yards and a 10-yard rush for his first career touchdown
- Caught four passes for 25 yards against Illinois and had a 26-yard kickoff return
- Totaled a team-high 102 all-purpose yards at Purdue
- Had four carries for a team-high 66 yards with a 25-yard touchdown run
- Added two catches for 28 yards and an eight-yard kickoff return on a squib kick
- Made the first start of his career against Rutgers and caught three passes for 28 yards
- Started again at Indiana and had a career-high eight receptions for 32 yards
- Also had a 7-yard touchdown run for Nebraska's lone score and returned two kickoffs for 20 yards

RECEIVING GAME-BY-GAME

OPPONENT	REC.	YDS	TD	LONG
UTEP	1	10	0	10
Colorado	6	29	0	9
Northern Iowa	3	29	0	14
Illinois	4	25	0	21
@ Purdue	2	28	0	16
Rutgers	3	28	0	28
@ Indiana	8	32	0	6
@ Ohio St.				
UCLA				
@ USC				
Wisconsin				
@ Iowa				

RUSHING GAME-BY-GAME

OPPONENT	ATT.	YDS	TD	LONG
UTEP	0	0	0	-
Colorado	2	28	0	21
Northern Iowa	1	10	1	10
Illinois	0	0	0	-
@ Purdue	4	66	1	31
Rutgers	0	0	0	-
@ Indiana	1	7	1	7
@ Ohio St.				
UCLA				
@ USC				
Wisconsin				
@ Iowa				

CAREER RECEIVING STATS

YEAR	G/S	REC.	YDS	Y/R	Y/G	TD
2024	7/2	27	181	6.7	25.6	0

KICK RETURNS: 9 ret., 164 yards, 0 TDs

RUSHING: 8 att., 111 yards, 3 TDs

CAREER HIGHS

Receptions	8 at Indiana (2024)
Receiving Yards	32 at Indiana (2024)
Receiving Touchdowns	none
Long Reception	28 vs. Rutgers (2024)
Rushes	4 at Purdue (2024)
Rushing Yards	66 at Purdue (2024)
Rushing Touchdowns	1 three times
Long Rush	31 at Purdue (2024)
Kickoff Returns	3 vs. UTEP (2024)
Kickoff Return Yards	75 vs. UTEP (2024)
Kickoff Return Touchdowns	none
Long Kickoff Return	35 vs. UTEP (2024)



BRYCE BENHART #54

6-9 | 315 | SR. | OL
LAKEVILLE, MINN.

CAREER HONORS

- Honorable-Mention All-Big Ten (2023)
- Big Ten Distinguished Scholar (2022)
- 4-Time Academic All-Big Ten
- 10-Time Nebraska Scholar-Athlete Honor Roll

NEBRASKA RECORDS

- Most Career Starts by an Offensive Lineman: 48
- Most Career Starts at Right Tackle: 48

2024 WATCH LISTS

- Outland Trophy
- Senior Bowl

PERSONAL NOTES

- Earned his degree in criminal justice

CAREER NOTES

- Was the 12th true freshman offensive lineman to play in a game in Nebraska history
- Has made 48 career starts at right tackle, the most starts by an offensive lineman in NU history

SEASON HIGHLIGHTS

- Has started every game at right tackle
- Started at right tackle against UTEP, breaking a tie for the most starts (42) by an offensive lineman in Nebraska history

CAREER STATS

- **Games:** 54
(3 in 2019; 8 in 2020; 12 in 2021; 12 in 2022, 12 in 2023; 7 in 2024)
- **Starts:** 48
(8 in 2020; 10 in 2021; 11 in 2022; 12 in 2023; 7 in 2024)

STARTS BY AN OFFENSIVE LINEMAN

RK.	PLAYER	STARTS
1.	Bryce Benhart	48
2.	Jeremiah Sirles	41

STARTS BY A HUSKER RIGHT TACKLE

RK.	PLAYER	STARTS
1.	Bryce Benhart	48
2.	Dan Vili Waldrop	39



NATE BOERKIRCHER #87

6-5 | 250 | JR. | TE
AURORA, NEB.

CAREER HONORS

- 3-Time Academic All-Big Ten
- 7-Time Nebraska Scholar-Athlete Honor Roll

PERSONAL NOTES

- Earned his degree in finance

CAREER NOTES

- Former walk-on who was placed on scholarship in the spring of 2023

SEASON HIGHLIGHTS

- Has played in every game with three starts
- Started and had a career-long 25-yard reception against Colorado
- Made his second start of the season at Purdue
- Started his third game of the season at Indiana

GAME-BY-GAME

OPPONENT	REC.	YDS	TD	LONG
UTEP	0	0	0	-
Colorado	1	25	0	25
Northern Iowa	0	0	0	-
Illinois	0	0	0	-
@ Purdue	0	0	0	-
Rutgers	0	0	0	-
@ Indiana	0	0	0	-
@ Ohio St.				
UCLA				
@ USC				
Wisconsin				
@ Iowa				

CAREER RECEIVING STATS

YEAR	G/S	REC.	YDS	Y/R	Y/G	TD
2020	Covid Season					
2021*	3/0	2	14	7.0	4.7	0
2022	12/4	6	52	8.7	4.3	1
2023	12/7	5	51	10.2	4.3	0
2024	7/3	1	25	25.0	3.6	0
TOTAL	34/14	14	142	10.1	4.2	1

*Redshirt season

RUSHING: 1 att., 11 yds, 0 TDs

CAREER HIGHS

Receptions	2 twice
Receiving Yards	33 at Colorado (2023)
Receiving Touchdowns	1 vs. No. Dakota (2022)
Long Reception	25 vs. Colorado (2024)



JANIRAN BONNER #16

6-2 | 220 | SO. | WR
ELLENWOOD, GA.

CAREER HONORS

- Academic All-Big Ten (2023)
- 2-Time Nebraska Scholar-Athlete Honor Roll

CAREER NOTES

- Switched from tight end to fullback prior to 2023 and then from fullback to wide receiver prior to 2024

SEASON HIGHLIGHTS

- Has played in every game with two starts
- Has caught five passes for 32 yards and one touchdown while rushing twice for 11 yards and one touchdown
- Is the only Husker with both a rushing and receiving touchdown
- Started against UTEP and set career highs with three catches, 26 receiving yards and a career-long 14-yard reception
- Had a five-yard reception against Northern Iowa
- Caught a one-yard touchdown pass against Illinois for his first career touchdown catch
- Had an 11-yard rushing touchdown against Rutgers for his second career rushing TD

GAME-BY-GAME

OPPONENT	ATT.	YDS	TD	LONG
UTEP	3	26	0	14
Colorado	0	0	0	-
Northern Iowa	1	5	0	5
Illinois	1	1	1	1
@ Purdue	0	0	0	-
Rutgers	0	0	0	-
@ Indiana	0	0	0	-
@ Ohio St.				
UCLA				
@ USC				
Wisconsin				
@ Iowa				

CAREER RECEIVING STATS

YEAR	G/S	REC.	YDS	Y/R	Y/G	TD
2022	Redshirt					
2023	12/3	1	5	5.0	0.4	0
2024	7/2	5	32	6.4	4.6	1
TOTAL	19/5	6	37	6.2	1.9	1

RUSHING: 6 att., 20 yds, 2 TDs

CAREER HIGHS

Receptions	3 vs. UTEP (2024)
Receiving Yards	26 vs. UTEP (2024)
Receiving Touchdowns	1 vs. Illinois (2024)
Long Reception	14 vs. UTEP (2024)



DEREK BRANCH #24

5-11 | 195 | JR. | DB
LINCOLN, NEB.

CAREER HONORS

- 2-Time Academic All-Big Ten
- 5-Time Nebraska Scholar-Athlete Honor Roll

SEASON HIGHLIGHTS

- Has played in six games and set career highs with four tackles and 0.5 TFLs
- Played in the second game of his career against UTEP, recording his second career tackle
- Made a career-high two tackles against Northern Iowa, including a half tackle for loss for his first career TFL
- Also had his first career pass breakup vs. UNI
- Recorded one tackle at Indiana

GAME-BY-GAME

OPPONENT	UT-AT-TT	TFL-YD	PBU	INT
UTEP	1-0-1	0.0-0	0	0
Colorado	-Did Not Play-			
Northern Iowa	0-2-2	0.5-1	1	0
Illinois	0-0-0	0.0-0	0	0
@ Purdue	0-0-0	0.0-0	0	0
Rutgers	0-0-0	0.0-0	0	0
@ Indiana	0-1-1	0.0-0	0	0
@ Ohio St.				
UCLA				
@ USC				
Wisconsin				
@ Iowa				

CAREER TACKLE STATS

YEAR	G/S	UT	AT	TT	TFL-YD	SCK-YD
2021	Redshirt					
2022	Did Not Play					
2023	1/0	1	0	1	0.0-0	0.0-0
2024	6/0	1	3	4	0.5-1	0.0-0
TOTAL	7/0	2	3	5	0.5-1	0.0-0

CAREER MISCELLANEOUS STATS

YEAR	FF	FR	PBU	INT	QBH	BLK
2021	0	0	0	0	0	0
2022	0	0	0	0	0	0
2023	0	0	0	0	0	0
2024	0	0	1	0	0	0
TOTAL	0	0	1	0	0	0

CAREER HIGHS

Tackles	2 vs. UNI (2024)
TFLs	0.5 vs. UNI (2024)
Sacks	none
Breakups	none
Interceptions	none



MARIO BUFORD #31

6-0 | 175 | FR. | DB
CHICAGO, ILL.

CAREER HONORS

- Nebraska Scholar-Athlete Honor Roll (Spring 2024)

PERSONAL NOTES

- His brother, Marques, is a junior defensive back for the Huskers

SEASON HIGHLIGHTS

- Has played in six games as a true freshman and recorded five tackles
- Made the first three tackles of his career against Northern Iowa
- Had two solo tackles at Purdue
- Recorded two more tackles at Indiana while posting his first career pass breakup

GAME-BY-GAME

OPPONENT	UT-AT-TT	TFL-YD	PBU	INT
UTEP	0-0-0	0.0-0	0	0
Colorado	0-0-0	0.0-0	0	0
Northern Iowa	2-1-3	0.0-0	0	0
Illinois	-Did Not Play-			
@ Purdue	2-0-2	0.0-0	0	0
Rutgers	0-0-0	0.0-0	0	0
@ Indiana	1-1-2	0.0-0	1	0
@ Ohio St.				
UCLA				
@ USC				
Wisconsin				
@ Iowa				

CAREER TACKLE STATS

YEAR	G/S	UT	AT	TT	TFL-YD	SCK-YD
2024	6/0	5	2	7	0.0-0	0.0-0

CAREER MISCELLANEOUS STATS

YEAR	FF	FR	PBU	INT	QBH	BLK
2024	0	0	1	0	0	0

CAREER HIGHS

Tackles	3 vs. Northern Iowa (2024)
TFLs	none
Sacks	none
Breakups	1 at Indiana (2024)



MARQUES BUFORD JR. #3

5-11 | 190 | JR. | DB
CHICAGO, ILL.

CAREER HONORS

- 2-Time Academic All-Big Ten
- 5-Time Nebraska Scholar-Athlete Honor Roll

PERSONAL NOTES

- His brother, Mario, is a freshman defensive back for the Huskers

CAREER NOTES

- Suffered a major knee injury in November of 2022 that kept him out for nearly one year
- Began his career at safety before moving to cornerback this season

CAREER SUPERLATIVES

- Double-Digit Tackle Games: 1

SEASON HIGHLIGHTS

- One of 10 Huskers to earn a single-digit number as one of the team's "toughest" players
- Has started every game at cornerback
- Has totaled 17 tackles and is tied for the team lead with a career-high five pass breakups
- Had three tackles and one pass breakup against UTEP
- Made three solo tackles against Colorado
- Had four tackles and broke up a pass against Northern Iowa
- Totaled three tackles against Illinois
- Had one tackle in the win at Purdue
- Had an interception against Rutgers while setting a career high with three pass breakups
- Recorded two solo tackles at Indiana

GAME-BY-GAME

OPPONENT	UT-AT-TT	TFL-YD	PBU	INT
UTEP	1-2-3	0.0-0	1	0
Colorado	3-0-3	0.0-0	0	0
Northern Iowa	2-2-4	0.0-0	1	0
Illinois	2-1-3	0.0-0	0	0
@ Purdue	0-1-1	0.0-0	0	0
Rutgers	0-1-1	0.0-0	3	1
@ Indiana	2-0-2	0.0-0	0	0
@ Ohio St.				
UCLA				
@ USC				
Wisconsin				
@ Iowa				

CAREER TACKLE STATS

YEAR	G/S	UT	AT	TT	TFL-YD	SCK-YD
2021	12/0	1	2	3	0.0-0	0.0-0
2022	11/11	36	23	59	2.5-3	0.0-0
2023*	4/2	15	3	18	3.0-14	1.0-11
2024	7/7	10	7	17	0.0-0	0.0-0
TOTAL	34/20	62	35	97	5.5-17	1.0-11

*Redshirt season

CAREER MISCELLANEOUS STATS

YEAR	FF	FR	PBU	INT	QBH	BLK
2021	0	0	0	0	0	0
2022	1	0	3	2	1	0
2023	0	0	0	0	0	0
2024	0	0	5	1	0	0
TOTAL	1	0	8	3	1	0

*Redshirt season

CAREER HIGHS

Tackles	10 at Wisconsin (2023)
TFLs	1.5 twice
Sacks	1.0 vs. Maryland (2023)
Breakups	3 vs. Rutgers (2024)
Interceptions	2 vs. Georgia Southern (2022)



ALEX BULLOCK #84

6-2 | 205 | JR. | WR
OMAHA, NEB.

CAREER HONORS

- 2-Time Academic All-Big Ten (2022)
- 5-Time Nebraska Scholar-Athlete Honor Roll

CAREER NOTES

- Former walk-on who was placed on scholarship during the fall of 2023

PERSONAL NOTES

- His brother John is a Husker wide receiver who also went from walk-on to scholarship player
- He and his brother both started at Colorado in 2023, marking the first time since 1987 that Nebraska had brothers start the same game on different sides of the ball

SEASON HIGHLIGHTS

- Has played in every game with one start
- Had a 12-yard reception against UTEP
- Made his first start of the season and ninth of his career at Purdue
- Has added excellent perimeter blocking, including taking out two defenders on a 25-yard touchdown run by receiver Jacory Barney Jr. at Purdue

GAME-BY-GAME

OPPONENT	REC.	YDS	TD	LONG
UTEP	1	12	0	12
Colorado	0	0	0	-
Northern Iowa	0	0	0	-
Illinois	0	0	0	-
@ Purdue	0	0	0	-
Rutgers	0	0	0	-
@ Indiana	0	0	0	-
@ Ohio St.				
UCLA				
@ USC				
Wisconsin				
@ Iowa				

CAREER RECEIVING STATS

YEAR	G/S	REC.	YDS	Y/R	Y/G	TD
2021						
2022	2/0	0	0	0.0	0.0	0
2023	12/8	15	221	14.7	18.4	1
2024	7/1	1	12	12.0	1.7	0
TOTAL	21/9	16	233	14.6	11.1	1

KICK RETURNS: 1 ret., 22 yds, 0 TDs

PUNT RETURNS: 2 ret., 0 yds, 0 TDs

CAREER HIGHS

- Receptions 3 twice
- Receiving Yards 56 at Minnesota (2023)
- Receiving Touchdowns 1 at Minnesota (2023)
- Long Reception 34 at Minnesota [TD] (2023)



JOHN BULLOCK #5

6-0 | 230 | SR. | LB
OMAHA, NEB.

CAREER HONORS

- 5-Time Nebraska Scholar-Athlete Honor Roll

CAREER NOTES

- Former walk-on who was placed on scholarship in the 2023 spring season

PERSONAL NOTES

- His brother Alex is a Husker wide receiver who also went from walk-on to scholarship player
- He and his brother both started at Colorado in 2023, marking the first time since 1987 that Nebraska had brothers start the same game on different sides of the ball
- Earned his degree in psychology

SEASON HIGHLIGHTS

- One of 10 Huskers to earn a single-digit number as one of the team's "toughest" players
- Has started every game and ranks 2nd on the team with 36 tackles
- Tied for the team lead with one forced fumble
- Ranks 2nd on the team in TFLs (5.0), pass breakups (3) and interceptions (1)
- Made two tackles against UTEP
- Had five tackles, a career-high 2.0 TFLs, one pass breakup and one hurry against Colorado
- Had a career-high nine tackles against Northern Iowa with a sack and a pass breakup
- Made nine tackles again the next game against Illinois with a two-yard sack and a pass breakup
- Also forced a fumble against the Illini that resulted in a takeaway that led to a Husker touchdown
- Had four tackles at Purdue including a three-yard tackle for loss
- Also recorded his first career interception, which he returned 35 yards for a fourth-quarter TD
- Totaled four tackles against Rutgers
- Finished with three tackles at Indiana

GAME-BY-GAME

OPPONENT	UT-AT-TT	TFL-YD	SACK-YD
UTEP	0-2-2	0.0-0	0.0-0
Colorado	4-1-5	2.0-5	0.0-0
Northern Iowa	2-7-9	1.0-1	1.0-1
Illinois	6-3-9	1.0-2	1.0-2
@ Purdue	3-1-4	1.0-3	0.0-0
Rutgers	2-2-4	0.0-0	0.0-0
@ Indiana	1-2-3	0.0-0	0.0-0
@ Ohio St.			
UCLA			
@ USC			
Wisconsin			
@ Iowa			

CAREER TACKLE STATS

YEAR	G/S	UT	AT	TT	TFL-YD	SCK-YD
2019						
2020						
2021	12/0	2	3	5	0.0-0	0.0-0
2022	10/0	1	0	1	0.0-0	0.0-0
2023	12/10	27	23	50	2.5-9	1.5-7
2024	7/7	18	18	36	5.0-11	2.0-3
TOTAL	41/17	48	44	92	7.5-20	3.5-10

CAREER MISCELLANEOUS STATS

YEAR	FF	FR	PBU	INT	QBH	BLK
2020	0	0	0	0	0	0
2021	0	0	0	0	0	0
2022	0	0	0	0	0	0
2023	1	0	2	0	1	0
2024	1	0	3	1	2	0
TOTAL	2	0	5	1	3	0

CAREER HIGHS

- Tackles 9 twice
- TFLs 2.0 vs. Colorado (2024)
- Sacks 1.0 three times
- Breakups 1 five times
- Interceptions 1 at Purdue (2024)
- Interception Return TDs 1 at Purdue (2024)

BUTLER'S CAREER TACKLE STATS						
YEAR	G/S	UT	AT	TT	TFL-YD	SCK-YD
2020	Covid Season					
2021*	2/0	0	0	0	0.0-0	0.0-0
2022	12/0	5	4	9	1.5-1	0.0-0
2023	11/6	17	17	34	8.5-52	5.5-40
2024	6/6	5	4	9	2.5-7	1.0-2
TOTAL	31/12	27	25	52	12.5-60	6.5-42

*Redshirt season

CAREER MISCELLANEOUS STATS						
YEAR	FF	FR	PBU	INT	QBH	BLK
2020	0	0	0	0	0	0
2021*	0	0	0	0	0	0
2022	0	0	1	0	0	0
2023	1	0	2	0	1	0
2024	0	1	0	0	3	0
TOTAL	1	1	3	0	4	0

*Redshirt season

CAREER HIGHS	
Tackles	6 vs. Northwestern (2023)
TFLs	1.5 three times
Sacks	1.0 five times
Breakups	1 three times



TURNER CORCORAN #69
 6-6 | 310 | SR. | OL
 LAWRENCE, KAN.

- CAREER HONORS**
- Big Ten Distinguished Scholar (2024)
 - 2-Time Academic All-Big Ten
 - 6-Time Nebraska Scholar-Athlete Honor Roll

- PERSONAL NOTES**
- Earned his degree in criminal justice

- CAREER NOTES**
- Started the 2020 season finale at Rutgers at left tackle, becoming the first Husker true freshman to ever start a game at left tackle
 - Became just the sixth true freshman offensive lineman to start a game in Nebraska history
 - Played in three games total in 2020, becoming the 15th true freshman offensive lineman to play in a game in Nebraska history

- SEASON HIGHLIGHTS**
- Started the first four games at left tackle
 - Returned from a 2023 season-ending injury to start at left tackle against UTEP
 - Started against Illinois but suffered an injury in the first quarter and missed the rest of the game
 - Missed the Purdue, Rutgers and Indiana games

- CAREER STATS**
- **Games:** 38
(3 in 2020; 12 in 2021; 12 in 2022; 7 in 2023; 4 in 2024)
 - **Starts:** 35
(1 in 2020; 11 in 2021; 12 in 2022; 7 in 2023; 4 in 2024)



DANTE DOWDELL #23
 6-2 | 225 | SO. | RB
 PICAYUNE, MISS.

- CAREER HONORS**
- Nebraska Scholar-Athlete Honor Roll (Spring 2024)

- CAREER NOTES**
- Spent his freshman season at Oregon in 2023, rushing 17 times for 90 yards and one TD

- SEASON HIGHLIGHTS**
- Has played in every game with four starts
 - Leads Nebraska with 81 carries, 350 rushing yards and five touchdowns, all of which are career highs
 - Had eight carries for 55 yards and one touchdown in his debut against UTEP, matching his then-career highs in carries, yards and TDs
 - Set a then-career highs with 17 carries for a career-high 74 rushing yards and two rushing touchdowns against Colorado, leading the Huskers in each of those categories
 - Led NU with six carries and 55 rushing yards against Northern Iowa, including a career-long 38-yard rush
 - Had a career-high 20 carries for 72 yards against Illinois
 - Also caught the first two catches of his career against Illinois, totaling 10 yards
 - Started and had nine carries for 21 yards and one touchdown at Purdue
 - Had 14 carries for 57 yards with a one-yard fourth-down touchdown run against Rutgers
 - Started at Indiana and rushed seven times for 16 yards while adding a 4-yard catch

GAME-BY-GAME				
OPPONENT	ATT.	YDS	TD	LONG
UTEP	8	55	1	12
Colorado	17	74	2	14
Northern Iowa	6	55	0	38
Illinois	20	72	0	14
@ Purdue	9	21	1	6
Rutgers	14	57	1	12
@ Indiana	7	16	0	9
@ Ohio St.				
UCLA				
@ USC				
Wisconsin				
@ Iowa				

CAREER RUSHING STATS						
YEAR	G/S	ATT.	NET	Y/A	Y/G	TD
2023*	6/0	17	90	5.3	15.0	1
2024	7/4	81	350	4.3	50.0	5
TOTAL	13/4	98	440	4.5	33.8	6

*at Oregon

RECEIVING: 4 rec., 13 yds, 0 TDs

CAREER HIGHS	
Attempts	20 vs. Illinois (2024)
Yards	74 vs. Colorado (2024)
Touchdowns	2 vs. Colorado (2024)
Long Rush	38 vs. UNI (2024)



GABE ERVIN JR. #22

6-0 | 220 | JR. | RB
BUFORD, GA.

CAREER HONORS

- 2-Time Nebraska Scholar-Athlete Honor Roll

CAREER NOTES

- Started as a true freshman in 2021 before suffering a season-ending knee injury
- Started the 2021 season opener at Illinois, becoming the first Nebraska true freshman running back to start a season opener in the modern era

CAREER SUPERLATIVES

- Games with Multiple Rushing Touchdowns: 2

SEASON HIGHLIGHTS

- Has played in five games, rushing 13 times for 40 yards and two touchdowns
- Had six carries for 24 yards against UTEP and tied his career high with two touchdowns
- Carried twice for six yards against Colorado
- Had three carries for three yards against UNI
- Had one carry for four yards at Purdue
- Had a 2-yard carry at Indiana

GAME-BY-GAME

OPPONENT	ATT.	YDS	TD	LONG
UTEP	6	24	2	11
Colorado	2	6	0	5
Northern Iowa	3	3	0	4
Illinois	-Did Not Play-			
@ Purdue	1	4	0	4
Rutgers	0	0	0	-
@ Indiana	1	2	0	2
@ Ohio St.				
UCLA				
@ USC				
Wisconsin				
@ Iowa				

CAREER RUSHING STATS

YEAR	G/S	ATT.	NET	Y/A	Y/G	TD
2021*	4/2	37	124	3.4	31.0	2
2022	8/0	20	94	4.7	11.8	0
2023	3/2	38	196	5.2	65.3	1
2024	6/0	13	39	3.0	6.5	2
TOTAL	21/4	108	453	4.2	21.6	5

*Redshirt season

RECEIVING: 5 rec., 34 yds, 0 TDs

CAREER HIGHS

Attempts	17 at Colorado (2023)
Yards	74 at Colorado (2023)
Touchdowns	2 twice
Long Rush	27 at Minnesota (2023)
Receptions	2 twice
Receiving Yards	20 vs. No. Illinois (2023)
Receiving Touchdowns	none
Long Reception	12 vs. No. Illinois (2023)



JUSTIN EVANS #51

6-1 | 315 | SO. | OL
EAST ORANGE, N.J.

CAREER HONORS

- Academic All-Big Ten (2023)
- 2-Time Nebraska Scholar-Athlete Honor Roll

SEASON HIGHLIGHTS

- Has started every game at left guard

CAREER STATS

- **Games:** 19 (12 in 2023; 7 in 2024)
- **Starts:** 12 (5 in 2023; 7 in 2024)



THOMAS FIDONE II #24

6-6 | 255 | JR. | TE
COUNCIL BLUFFS, IOWA

CAREER HONORS

- 2-Time Academic All-Big Ten
- 7-Time Nebraska Scholar-Athlete Honor Roll

2024 WATCH LISTS

- Mackey Award
- Senior Bowl

CAREER NOTES

- Has suffered two major knee injuries which limited his availability in his first two seasons at Nebraska after he was the nation's No. 1 tight end in the 2021 recruiting class

SEASON HIGHLIGHTS

- Has started every game at tight end and recorded 20 catches for 218 yards
- Has multiple receptions in six of seven games
- Had three catches against UTEP
- Made a 13-yard reception against Colorado
- Had two receptions for 13 yards against UNI
- Had a then-career-high 46 receiving yards on two catches against Illinois, including tying his career-long reception (29 yards)
- Recorded three catches for 39 yards at Purdue
- Had three receptions for 15 yards vs. Rutgers
- Set career highs with six receptions and 91 receiving yards at Indiana

GAME-BY-GAME

OPPONENT	REC.	YDS	TD	LONG
UTEP	3	1	0	2
Colorado	1	13	0	13
Northern Iowa	2	13	0	7
Illinois	2	46	0	29
@ Purdue	3	39	0	20
Rutgers	3	15	0	7
@ Indiana	6	91	0	28
@ Ohio St.				
UCLA				
@ USC				
Wisconsin				
@ Iowa				

CAREER RECEIVING STATS

YEAR	G/S	REC.	YDS	Y/R	Y/G	TD
2021*	1/0	0	0	0.0	0.0	0
2022	Did Not Play					
2023	12/8	25	260	10.4	21.7	4
2024	7/6	20	218	10.9	31.1	0
TOTAL	20/14	45	478	10.6	23.9	4

*Redshirt season

CAREER HIGHS

Receptions	6 at Indiana (2024)
Receiving Yards	91 at Indiana (2024)
Receiving Touchdowns	1 four times
Long Reception	29 twice



ISAIAH
GARCIA-CASTANEDA #13

6-1 | 200 | SR. | WR
TWENTYNINE PALMS, CALIF.

CAREER HONORS

- Academic All-Big Ten (2023)
- 2-Time Nebraska Scholar-Athlete Honor Roll

PERSONAL NOTES

- Earned his degree in child, youth and family studies

CAREER NOTES

- New Mexico State transfer in his third year at NU
- Played in 12 games with six starts for the Aggies (2020-21), totaling 42 catches for 639 yards and four touchdowns

CAREER SUPERLATIVES

- 100-Yard Receiving Games: 2
- Games with 2+ TD Catches: 1

SEASON HIGHLIGHTS

- Has played in every game and leads Nebraska with 10 punt returns for 57 yards
- Returned the first three punts of his career against UTEP for 25 yards
- Had two punt returns for 16 yards vs. Colorado
- Returned three punts for nine yards at Purdue
- Had a 5-yard punt return at Indiana

PUNT RETURN GAME-BY-GAME

OPPONENT	RET.	YDS	TD	LONG
UTEP	3	25	0	13
Colorado	2	16	0	12
Northern Iowa	1	2	0	2
Illinois	0	0	0	-
@ Purdue	3	9	0	8
Rutgers	0	0	0	-
@ Indiana	1	5	0	-
@ Ohio St.				
UCLA				
@ USC				
Wisconsin				
@ Iowa				

CAREER RECEIVING STATS

YEAR	G/S	REC.	YDS	Y/R	Y/G	TD
2020*	2/0	5	61	12.2	30.5	0
2021*	10/6	37	578	15.6	57.8	4
2022	4/0	5	120	24.2	30.3	1
2023	1/0	1	7	7.0	7.0	0
2024	7/0	0	0	0.0	0.0	0
TOTAL	24/6	48	767	16.0	32.0	5

*at New Mexico State

Note: 2020 season played in the spring of 2021

PUNT RETURNS: 10 ret. 57 yds, 0 TDs

KICKOFF RETURNS: 3 ret. 31 yds, 0 TDs

RUSHING: 1 att., 6 yds, 0 TDs

PASSING: 1-for-2, 11 yards, 1 TD

CAREER HIGHS

Receptions 7 at San Jose St. (2021)*

Receiving Yards 120 vs. Northwestern (2022)

Receiving Touchdowns 2 at San Jose St. (2021)*

Long Reception 75 [TD] at New Mexico (2021)*

Punt Returns 3 twice

Punt Return Yards 25 vs. UTEP (2024)

Long Punt Return 13 vs. UTEP (2024)

*New Mexico State



MIKAI
GBAYOR #42

6-2 | 230 | JR. | LB
IRVINGTON, N.J.

CAREER HONORS

- Academic All-Big Ten (2023)
- 4-Time Nebraska Scholar-Athlete Honor Roll

SEASON HIGHLIGHTS

- Has played in every game with six starts, missing a start against Northern Iowa due to a first-half targeting suspension
- Ranks 3rd on the team with career highs of 34 tackles and 4.5 tackles for loss while adding 1.0 sack
- Tied for the team lead and matched his career high with six tackles against Colorado
- Also added his first career pass breakup and a two-yard tackle for loss against the Buffs
- Played only the second half against Northern Iowa and recorded four tackles
- Returned to the starting lineup and tied his career high with six tackles against Illinois
- Tied for the team lead with five tackles at Purdue
- Totaled four tackles against Rutgers
- Had four tackles at Indiana, with a career-high 2.0 TFLs and a career-high 1.0 sack

GAME-BY-GAME

OPPONENT	UT-AT-TT	TFL-YD	SACK-YD
UTEP	2-3-5	1.5-2	0.0-0
Colorado	3-3-6	1.0-2	0.0-0
Northern Iowa	0-4-4	0.0-0	0.0-0
Illinois	3-3-6	0.0-0	0.0-0
@ Purdue	2-3-5	0.0-0	0.0-0
Rutgers	1-3-4	0.0-0	0.0-0
@ Indiana	3-1-4	2.0-19	1.0-9
@ Ohio St.			
UCLA			
@ USC			
Wisconsin			
@ Iowa			

CAREER TACKLE STATS

YEAR	G/S	UT	AT	TT	TFL-YD	SCK-YD
2021						Redshirt
2022						Did Not Play
2023	12/4	11	13	24	3.0-17	0.5-3
2024	7/6	14	20	34	4.5-23	1.0-9
TOTAL	19/10	25	33	58	7.5-40	1.5-12

CAREER MISCELLANEOUS STATS

YEAR	FF	FR	PBU	INT	QBH	BLK
2021						Redshirt
2022						Did Not Play
2023	0	0	0	0	1	0
2024	0	1	1	0	2	0
TOTAL	0	1	1	0	3	0

CAREER HIGHS

Tackles 6 three times

TFLs 2.0 at Indiana (2024)

Sacks 1.0 at Indiana (2024)

Breakups 1 vs. Colorado (2024)



ISAAC GIFFORD

#2

6-1 | 205 | SR. | DB
LINCOLN, NEB.

CAREER HONORS

- Honorable-Mention All-Big Ten (2023)
- 3-Time Academic All-Big Ten
- 9-Time Nebraska Scholar-Athlete Honor Roll

2024 WATCH LIST

- Wuerffel Trophy

PERSONAL NOTES

- His brother Luke was a Husker linebacker (2014-18) who currently plays for the Tennessee Titans
- Earned his degree in management

CAREER SUPERLATIVES

- Double-Digit Tackle Games: 4

SEASON HIGHLIGHTS

- One of 10 Huskers to earn a single-digit number as one of the team's "toughest" players
- Has started every game at rover
- Leads the team with 40 tackles and has added 3.0 tackles for loss and one pass breakup
- Had one tackle against UTEP
- Tied for the team lead with six tackles vs. Colorado
- Led Nebraska with 10 tackles against Northern Iowa, his fourth career game with double-digit tackles
- Added 1.5 TFLs against the Panthers
- Totaled five tackles against Illinois
- Made two tackles at Purdue
- Led Nebraska with eight tackles against Rutgers, including 1.5 TFLs
- Also broke up a pass against the Scarlet Knights
- Recorded a team-high eight tackles at Indiana, posting the 200th tackle of his career
- Became the 10th defensive back in program history to reach the 200-tackle milestone

GAME-BY-GAME

OPPONENT	UT-AT-TT	TFL-YD	PBU	INT
UTEP	0-1-1	0.0-0	0	0
Colorado	2-4-6	0.0-0	0	0
Northern Iowa	4-6-10	1.5-2	0	0
Illinois	2-3-5	0.0-0	0	0
@ Purdue	0-2-2	0.0-0	0	0
Rutgers	4-4-8	1.5-4	1	0
@ Indiana	5-3-8	0.0-0	0	0
@ Ohio St.				
UCLA				
@ USC				
Wisconsin				
@ Iowa				

CAREER TACKLE STATS							
YEAR	G/S	UT	AT	TT	TFL-YD	SCK-YD	
2020	8/0	2	2	4	0.0-0	0.0-0	
2021	12/0	4	3	7	0.0-0	0.0-0	
2022	12/10	43	27	70	5.0-18	1.0-7	
2023	12/12	44	42	86	6.5-17	0.5-1	
2024	7/7	17	23	40	3.0-6	0.0-0	
TOTAL	51/29	110	97	207	14.5-41	1.5-8	

CAREER MISCELLANEOUS STATS							
YEAR	FF	FR	PBU	INT	QBH	BLK	
2020	0	0	0	0	0	0	
2021	0	0	1	0	0	0	
2022	0	0	3	0	2	0	
2023	0	0	8	1	0	0	
2024	0	0	1	0	1	0	
TOTAL	0	0	13	1	3	0	

CAREER HIGHS	
Tackles	11 twice
TFLs	2.0 twice
Sacks	1.0 vs. Illinois (2022)
Breakups	3 at Illinois (2023)
Interceptions	1 vs. La. Tech (2023)

NU CAREER RECORD WATCH

TACKLES BY A DEFENSIVE BACK

RK.	PLAYER	YEARS	TOTAL
1.	Mike Brown	1996-99	287
2.	Nathan Gerry	2013-16	273
3.	Daniel Bullocks	2002-05	226
4.	Larry Asante	2007-09	224
5.	Joshua Kalu	2014-17	215
6.	Tyrone Byrd	1989-92	209
	JoJo Domann	2016-21	209
8.	Isaac Gifford	2020-pres.	207



GUNNAR GOTTULA #77

6-6 | 305 | R-FR. | OL
LINCOLN, NEB.

CAREER HONORS

- 2-Time Nebraska Scholar-Athlete Honor Roll

PERSONAL NOTES

- His father, Ryan, is the head coach of Lincoln Southeast High School

SEASON HIGHLIGHTS

- Has played in five games with three starts
- Made the first start of his career with a start at left tackle at Purdue
- Has started the past three games at left tackle

CAREER STATS

- Games: 9 (4 in 2023; 5 in 2024)
- Starts: 3 (3 in 2024)



HEINRICH HAABERG #10

6-5 | 225 | JR. | QB
KEARNEY, NEB.

CAREER HONORS

- 2-Time Academic All-Big Ten
- 4-Time Nebraska Scholar-Athlete Honor Roll

PERSONAL NOTES

- His father, Rod, was a walk-on fullback at Nebraska in the early 1990s
- Earned his degree in finance

SEASON HIGHLIGHTS

- Has played in six games, seeing action at quarterback, running back and as a receiver
- Has completed 8-of-10 for 69 yards while rushing 12 mes for 65 yards and catching one pass for eight yards
- Saw action as the No. 2 quarterback against UTEP, completing all five of his passes for 35 yards while rushing for eight yards
- Completed 3-of-3 passes for 34 yards against Northern Iowa while also rushing three times for seven yards and catching an eight-yard pass
- Had two carries for 18 yards at quarterback on Nebraska's final drive at Purdue
- Was Nebraska's leading rusher at Indiana with 32 yards on five carries

GAME-BY-GAME

OPPONENT	COMP-ATT	YDS	TD	INT
UTEP	5-5	35	0	0
Colorado	-Did Not Play-			
Northern Iowa	3-3	34	0	0
Illinois	0-0	0	0	0
@ Purdue	0-0	0	0	0
Rutgers	0-0	0	0	0
@ Indiana	0-2	0	0	0
@ Ohio St.				
UCLA				
@ USC				
Wisconsin				
@ Iowa				

CAREER PASSING STATS

YEAR	G/S	CMP-ATT	PCT	YDS	TD	INT
2021						
				Redshirt		
2022						
				Did Not Play		
2023	10/8	77-157	49.0	967	7	7
2024	6/0	8-10	80.0	69	0	0
TOTAL	16/8	85-167	50.9	1,036	7	7

RECEIVING: 3 rec., 20 yds, 0 TDs
TOTAL OFFENSE: 299 att., 1,568 yds, 12 TDs

CAREER RUSHING STATS

YEAR	G/S	ATT.	NET	Y/A	Y/G	TD
2021						
				Redshirt		
2022						
				Did Not Play		
2023	10/8	120	477	4.0	47.7	5
2024	6/0	12	65	5.4	10.8	0
TOTAL	16/8	132	542	4.1	33.9	5

CAREER PASSING HIGHS

Attempts	28 at Michigan St. (2023)
Completions	14 twice
Yards	199 vs. Michigan (2023)
Touchdowns	2 twice
Long Pass	73 [TD] vs. Purdue (2023)

CAREER RUSHING HIGHS

Attempts	21 vs. Northern Illinois (2023)
Yards	157 vs. Louisiana Tech (2023)
Touchdowns	1 five times
Long Rush	72 [TD] vs. La. Tech (2023)



MALCOLM HARTZOG JR. #7

5-9 | 180 | JR. | DB
SILVER CREEK, MISS.

CAREER HONORS

- B1G Freshman of the Week (10/3/22)
- Academic All-Big Ten (2023)
- 2-Time Nebraska Scholar-Athlete Honor Roll

PERSONAL NOTES

- Was the first Mississippi native to sign with Nebraska out of high school since 2004

CAREER NOTES

- Switched from cornerback to safety this season

2024 FBS TOP-25 RANKING

- Interceptions: 9th (3)

SEASON HIGHLIGHTS

- One of 10 Huskers to earn a single-digit number as one of the team's "toughest" players
- Has started every game and totaled 25 tackles while leading the team with a career-high-tying three interceptions
- Has also added three pass breakups, ranking 3rd on the team in that category
- Tied for the team lead with five tackles vs. UTEP and had an interception
- Had three tackles and a breakup vs. Colorado
- Had two tackles and an interception against UNI
- Totaled four tackles against Illinois
- Recorded four tackles and one pass breakup at Purdue
- Finished with four tackles against Rutgers, including teaming with Ceyair Wright on a tackle for no gain on a fake field goal attempt
- Had three tackles at Indiana with one pass breakup and one interception, which he returned 26 yards

GAME-BY-GAME

OPPONENT	UT-AT-TT	TFL-YD	PBU	INT
UTEP	5-0-5	0.0-0	0	1
Colorado	2-1-3	0.0-0	1	0
Northern Iowa	0-2-2	0.0-0	0	1
Illinois	2-2-4	0.0-0	0	0
@ Purdue	4-0-4	0.0-0	1	0
Rutgers	3-1-4	0.0-0	0	0
@ Indiana	2-1-3	0.0-0	1	1
@ Ohio St.				
UCLA				
@ USC				
Wisconsin				
@ Iowa				

HARTZOG'S CAREER TACKLE STATS

YEAR	G/S	UT	AT	TT	TFL-YD	SCK-YD
2022	12/8	12	10	22	1.0-2	0.0-0
2023	12/10	26	14	40	1.5-3	0.0-0
2024	7/7	18	7	25	0.0-0	0.0-0
TOTAL	31/25	56	31	87	2.5-5	0.0-0

CAREER MISCELLANEOUS STATS

YEAR	FF	FR	PBU	INT	QBH	BLK
2022	0	0	2	3	0	0
2023	0	0	6	0	0	0
2024	0	0	3	3	0	0
TOTAL	0	0	11	6	0	0

CAREER HIGHS

Tackles	6 at Colorado (2023)
TFLs	1.0 twice
Sacks	none
Breakups	1 11 times
Interceptions	1 six times
Punt Return TD	1 vs. Indiana [blocked] (2022)



TOMMI HILL

#6

**6-0 | 205 | SR. | DB
ORLANDO, FLA.**

CAREER HONORS

- Honorable-Mention All-Big Ten (2023)
- Nebraska Scholar-Athlete Honor Roll (Spring 2023)

2024 WATCH LIST

- Senior Bowl

CAREER NOTES

- Spent his freshman year (2021) at Arizona State
- Started the first five games of Nebraska's 2022 season at cornerback before switching to wide receiver
- Switched back to defensive back in 2023

SEASON HIGHLIGHTS

- One of 10 Huskers to earn a single-digit number as one of the team's "toughest" players
- Has started five games at cornerback, recording 16 tackles and one interception
- Had one tackle against UTEP
- Made six tackles against Colorado and added a seven-yard interception return for a touchdown
- His pick-six was the first for Nebraska since the 2019 season
- Totaled five tackles against Northern Iowa
- Made two tackles against Illinois but suffered an injury in the first half and did not return
- Missed the Purdue and Rutgers games
- Returned to the starting lineup at Indiana and recorded two tackles

GAME-BY-GAME

OPPONENT	UT-AT-TT	TFL-YD	PBU	INT
UTEP	0-1-1	0.0-0	0	0
Colorado	4-2-6	0.0-0	0	1
Northern Iowa	2-3-5	0.0-0	0	0
Illinois	2-0-2	0.0-0	0	0
@ Purdue	-Did Not Play-			
Rutgers	-Did Not Play-			
@ Indiana	1-1-2	0.0-0	0	0
@ Ohio St.				
UCLA				
@ USC				
Wisconsin				
@ Iowa				

CAREER TACKLE STATS

YEAR	G/S	UT	AT	TT	TFL-YD	SCK-YD
2021*	11/1	7	2	9	0.0-0	0.0-0
2022	11/5	10	7	17	0.0-0	0.0-0
2023	12/8	17	9	26	0.5-0	0.0-0
2024	5/5	9	7	16	0.0-0	0.0-0
TOTAL	39/19	43	25	68	0.5-0	0.0-0

*redshirt season

Note: Played WR in final 6 games of 2022

KICKOFF RETURNS: 22 att., 444 yds, 0 TD

CAREER MISCELLANEOUS STATS

YEAR	FF	FR	PBU	INT	QBH	BLK
2021*	0	0	0	0	0	0
2022	0	0	4	0	0	0
2023	0	1	9	4	0	0
2024	0	0	0	1	0	0
TOTAL	0	1	13	5	0	0

*redshirt season

CAREER HIGHS

Tackles	8 vs. Georgia Southern (2022)
TFLs	0.5 vs. Maryland (2023)
Sacks	none
Breakups	3 vs. Iowa (2023)
Interceptions	2 vs. Purdue (2023)



JOHN HOHL

#90

6-0 | 180 | R-FR. | PK
LINCOLN, NEB.

CAREER HONORS

- Nebraska Scholar-Athlete Honor Roll (Spring 2024)

CAREER NOTES

- Transferred to Nebraska after spending one season and redshirting at Iowa Western in 2023
- His brother, Jacob, was a punter at Nebraska in 2022 and 2023

SEASON HIGHLIGHTS

- Has played in every game with four starts at place-kicker
- Posted two touchbacks on seven kickoffs against UTEP while limiting the Miners to an average of just 16.0 yards on three kickoff returns
- Kicked off twice against Colorado and made one tackle
- Kicked off three times against Northern Iowa with one touchback while the two returns gained a total of only 10 yards
- Also attempted and made the first extra point of his Husker career against UNI
- Started at place-kicker against Illinois and made his first career field goal
- Also started at Purdue and Rutgers
- Had two touchbacks on three kickoffs vs. Rutgers
- Made his lone extra point at Indiana and kicked off twice

GAME-BY-GAME

OPPONENT	XP-ATT	FG-ATT	LG	BK	PTS
UTEP	0-0	0-0	-	-	0
Colorado	0-0	0-0	-	-	0
Northern Iowa	1-1	0-0	-	-	1
Illinois	3-3	1-2	21	0	6
@ Purdue	4-4	0-3	-	2	4
Rutgers	2-2	0-0	-	-	2
@ Indiana	1-1	0-0	-	-	1
@ Ohio St.					
UCLA					
@ USC					
Wisconsin					
@ Iowa					

CAREER STATS

YEAR	G/S	PAT	FG	PCT.	PTS	LG
2024	7/4	11-11	1-5	20.0	13	21

KICKOFFS: 17 att., 5 touchbacks

CAREER HIGHS

Field Goal Attempts	3 at Purdue (2024)
Field Goals Made	1 vs. Illinois (2024)
Long Field Goal	21 vs. Illinois (2024)
Points	6 vs. Illinois (2024)
PATs	4 at Purdue (2024)



NASH HUTMACHER

#0

6-4 | 310 | SR. | DL
OACOMA, S.D.

CAREER HONORS

- Honorable-Mention All-Big Ten (2023)
- 3-Time Academic All-Big Ten
- 9-Time Nebraska Scholar-Athlete Honor Roll

2024 WATCH LISTS

- Bednarik Award
- Senior Bowl

PERSONAL NOTES

- Earned his degree in management

CAREER NOTES

- Wrestled for Nebraska in 2023-24, finishing sixth at the Big Ten Championships and qualifying for the NCAA Championships as a heavyweight
- Was a four-time state champion wrestler with a 166-0 record at Chamberlain High School
- Won each of his final 73 matches by pin, the second-longest pin streak in the history of high school wrestling

SEASON HIGHLIGHTS

- One of 10 Huskers to earn a single-digit number as one of the team's "toughest" players
- Has started every game and recorded 16 tackles, 3.0 TFLs and 2.0 sacks
- Had three tackles against UTEP, including a 1-yard tackle for loss
- Recorded three solo tackles against Colorado with an 11-yard sack
- Had four tackles against Illinois
- Recorded three tackles at Purdue
- Totaled three tackles against Rutgers, including a 4-yard sack

GAME-BY-GAME

OPPONENT	UT-AT-TT	TFL-YD	SACK-YD
UTEP	1-2-3	1.0-1	0.0-0
Colorado	3-0-3	1.0-11	1.0-11
Northern Iowa	0-0-0	0.0-0	0.0-0
Illinois	2-2-4	0.0-0	0.0-0
@ Purdue	2-1-3	0.0-0	0.0-0
Rutgers	2-1-3	1.0-4	1.0-4
@ Indiana	0-0-0	0.0-0	0.0-0
@ Ohio St.			
UCLA			
@ USC			
Wisconsin			
@ Iowa			

CAREER TACKLE STATS

YEAR	G/S	UT	AT	TT	TFL-YD	SCK-YD
2020*	1/0	0	0	0	0.0-0	0.0-0
2021	11/0	0	0	0	0.0-0	0.0-0
2022	12/2	5	10	15	0.5-1	0.0-0
2023	12/12	14	26	40	8.0-37	4.5-30
2024	7/7	10	6	16	3.0-16	2.0-15
TOTAL	43/21	29	42	71	11.5-54	6.5-45

*redshirt season

CAREER MISCELLANEOUS STATS

YEAR	FF	FR	PBU	INT	QBH	BLK
2020*	0	0	0	0	0	0
2021	0	0	0	0	0	0
2022	0	0	0	0	0	0
2023	0	0	2	0	4	1
2024	0	0	0	0	1	0
TOTAL	0	0	2	0	5	1

*redshirt season

CAREER HIGHS

Tackles	7 vs. Northwestern (2023)
TFLs	2.5 twice
Sacks	2.5 vs. Northwestern (2023)
Breakups	1 twice
Blocked Field Goals	1 vs. Iowa (2023)



EMMETT JOHNSON #21

**5-11 | 200 | SO. | RB
MINNEAPOLIS, MINN.**

CAREER HONORS

- Academic All-Big Ten (2023)
- 3-Time Nebraska Scholar-Athlete Honor Roll

SEASON HIGHLIGHTS

- Has played in every game with one start
- Ranks 2nd on the team with 43 carries and 231 rushing yards
- Leads Nebraska's running backs with an average of 5.4 yards per carry
- Has also caught 11 passes for 109 yards, setting career highs in both categories
- Has gained 340 yards on 54 offensive touches, averaging 6.3 yards every time he touches the ball
- Had eight carries for 71 yards against UTEP, including a career-long 42-yard carry
- Also had a five-yard catch against the Miners
- Had one carry for three yards against Colorado
- Totaled 93 yards from scrimmage vs. UNI
- Had four carries for 50 yards, including a 36-yard touchdown run
- Added three catches for 43 yards
- Had eight carries for 50 yards at Purdue
- Also added three catches for 48 yards, setting career highs in both categories with a career-long 27-yard reception
- Started against Rutgers and had 14 carries for 33 yards with a seven-yard reception
- Rushed eight times for 24 yards at Indiana
- Also caught three passes for six yards and had two kickoff returns for 24 yards

RUSHING GAME-BY-GAME

OPPONENT	ATT.	YDS	TD	LONG
UTEP	8	71	0	42
Colorado	1	3	0	3
Northern Iowa	4	50	1	36
Illinois	0	0	0	-
@ Purdue	8	50	0	16
Rutgers	14	33	0	9
@ Indiana	8	24	0	11
@ Ohio St.				
UCLA				
@ USC				
Wisconsin				
@ Iowa				

RECEIVING GAME-BY-GAME

OPPONENT	REC.	YDS	TD	LONG
UTEP	1	5	0	5
Colorado	0	0	0	-
Northern Iowa	3	43	0	24
Illinois	0	0	0	-
@ Purdue	3	48	0	27
Rutgers	1	7	0	7
@ Indiana	3	6	0	3
@ Ohio St.				
UCLA				
@ USC				
Wisconsin				
@ Iowa				

CAREER RUSHING STATS

YEAR	G/S	ATT.	NET	Y/A	Y/G	TD
2022*	4/0	0	0	0.0	0.0	0
2023	12/6	90	411	4.6	34.3	2
2024	7/1	43	231	5.4	33.0	1
TOTAL	23/7	133	642	4.8	27.9	3

*redshirt season

RECEIVING: 18 rec., 157 yds, 0 TDs

KICKOFF RETURNS: 3 ret., 39 yds, 0 TDs

CAREER HIGHS

Rushing Attempts	17 vs. Maryland (2023)
Rushing Yards	84 vs. Maryland (2023)
Rushing TDs	1 three times
Long Rush	42 vs. UTEP (2024)
Receptions	3 three times
Receiving Yards	48 at Purdue (2024)
Receiving TDs	none
Long Reception	27 at Purdue (2024)



RAHMIR JOHNSON #14

**5-10 | 200 | SR. | RB
HARLEM (NYC), N.Y.**

CAREER HONORS

- 4-Time Nebraska Scholar-Athlete Honor Roll

PERSONAL NOTES

- Earned his degree in advertising and public relations

CAREER SUPERLATIVES

- Games with Multiple Rushing Touchdowns: 2
- 100-Yard Receiving Games: 1

SEASON HIGHLIGHTS

- Has played in every game with two starts
- Ranks 3rd on the team with 38 carries and 153 rushing yards
- Has also caught 19 passes for 165 yards and one touchdown
- Had 11 carries for 50 yards against UTEP
- Rushed nine times for 33 yards against Colorado and led Nebraska with eight catches and 49 receiving yards
- Totaled 82 yards from scrimmage against the Buffs and had an 18-yard touchdown reception
- Had four yards rushing and two catches for 28 yards against Northern Iowa
- Rushed four times for 17 yards against Illinois with two catches for 14 yards
- Had five carries for nine yards and a 15-yard reception at Purdue
- Rushed five times for 34 yards against Rutgers and had three catches for 40 yards
- Had two carries for six yards and three receptions for 19 yards at Indiana

JOHNSON RUSHING GAME-BY-GAME

OPPONENT	ATT.	YDS	TD	LONG
UTEP	11	50	0	13
Colorado	9	33	0	11
Northern Iowa	2	4	0	2
Illinois	4	17	0	9
@ Purdue	5	9	0	6
Rutgers	5	34	0	18
@ Indiana	2	6	0	5
@ Ohio St.				
UCLA				
@ USC				
Wisconsin				
@ Iowa				

JOHNSON RECEIVING GAME-BY-GAME

OPPONENT	REC.	YDS	TD	LONG
UTEP	0	0	0	-
Colorado	8	49	1	18
Northern Iowa	2	28	0	17
Illinois	2	14	0	11
@ Purdue	1	15	0	15
Rutgers	3	40	0	36
@ Indiana	3	19	0	9
@ Ohio St.				
UCLA				
@ USC				
Wisconsin				
@ Iowa				

JOHNSON'S CAREER RUSHING STATS

YEAR	G/S	ATT.	NET	Y/A	Y/G	TD
2019*	4/0	21	64	3.0	16.3	1
2020	6/0	8	30	3.8	5.0	1
2021	10/7	112	495	4.4	49.5	4
2022	10/0	19	85	4.5	8.5	0
2023	3/1	12	65	5.4	21.7	0
2024	7/2	38	153	4.0	21.9	0
TOTAL	40/10	210	888	4.2	22.2	6

*redshirt season

KICKOFF RETURNS: 9 ret., 194 yds, 0 TD

CAREER RECEIVING STATS

YEAR	G/S	REC.	YDS	Y/R	Y/G	TD
2019*	4/0	1	12	12.0	3.0	0
2020	6/0	6	33	5.5	5.5	0
2021	10/7	16	197	12.3	19.7	2
2022	10/0	1	7	7.0	0.8	0
2023	3/1	3	9	3.0	3.0	0
2024	7/2	19	165	8.7	23.6	1
TOTAL	40/10	46	425	9.2	10.6	3

*redshirt season

CAREER HIGHS

Rushing Attempts	19 at Michigan St. (2021)
Rushing Yards	83 at Minnesota (2021)
Rushing TDs	2 twice
Long Rush	44 at Colorado (2023)
Receptions	8 vs. Colorado (2024)
Receiving Yards	105 vs. Michigan (2021)
Receiving Touchdowns	1 three times
Long Reception	43 vs. Michigan (2021)
Kickoff Returns	3 at Ohio St. (2020)
Kickoff Return Yards	63 at Minnesota (2023)
Long Kickoff Return	63 at Minnesota (2023)



CAMERON LENHARDT #11

6-3 | 260 | SO. | DL
STATEN ISLAND, N.Y.

CAREER HONORS

- Honorable-Mention Freshman All-American (2023)
- Nebraska Scholar-Athlete Honor Roll (Fall 2023)

CAREER NOTES

- First true freshman defensive lineman to start a Nebraska season opener in the modern era
- Just the 2nd true freshman defensive lineman to start a game for Nebraska in the modern era (Maliek Collins started the 2014 Gator Bowl at the end of his true freshman season)
- Started 4 games as a true freshman, more than all other true freshman defensive linemen at Nebraska combined in the modern era
- 1 of 9 true freshmen to start a season opener for Nebraska in the modern era (not counting punters and kickers)

SEASON HIGHLIGHTS

- Has played in every game with one start, recording 12 tackles, 2.5 TFLs and 0.5 sacks
- Had a half tackle for loss against UTEP
- Tied his career high with four tackles against Colorado and added 1.5 tackles for loss and a half sack
- Started and made three tackles against UNI
- Had one solo tackle against Illinois
- Made two tackles at Purdue
- Had a quarterback hurry vs. Rutgers

GAME-BY-GAME

OPPONENT	UT-AT-TT	TFL-YD	SACK-YD
UTEP	0-1-1	0.5-1	0.0-0
Colorado	2-2-4	1.5-1	0.5-0
Northern Iowa	0-3-3	0.0-0	0.0-0
Illinois	1-0-1	0.0-0	0.0-0
@ Purdue	1-1-2	0.0-0	0.0-0
Rutgers	0-0-0	0.0-0	0.0-0
@ Indiana	0-0-0	0.0-0	0.0-0
@ Ohio St.			
UCLA			
@ USC			
Wisconsin			
@ Iowa			

CAREER TACKLE STATS

YEAR	G/S	UT	AT	TT	TFL-YD	SCK-YD
2023	10/4	9	7	16	5.0-22	3.0-17
2024	7/1	4	7	11	2.0-2	0.5-0
TOTAL	17/5	13	14	27	7.0-24	3.5-17

CAREER MISCELLANEOUS STATS

YEAR	FF	FR	PBU	INT	QBH	BLK
2023	0	0	0	0	1	0
2024	0	0	0	0	2	0
TOTAL	0	0	0	0	3	0

CAREER HIGHS

Tackles	4 twice
TFLs	2.0 at Colorado (2023)
Sacks	2.0 at Colorado (2023)
Breakups	none



JAYLEN LLOYD #19

5-10 | 180 | SO. | WR
OMAHA, NEB.

CAREER NOTES

- Averaged 39.5 yards per catch as a true freshman in 2024 with three touchdown catches of at least 58 yards
- Competed in track and field for Nebraska in 2024, finishing fifth at the Big Ten Indoor Championships in the long jump and seventh in the triple jump
- Finished fourth in the long jump at the 2024 Big Ten Outdoor Championships and 12th in the triple jump

SEASON HIGHLIGHTS

- Has played in every game with two starts
- Has a career-high nine receptions for 204 yards, averaging 24.1 yards per catch
- Caught a 36-yard pass against Colorado
- Had a 59-yard reception against Northern Iowa
- Caught a 17-yard pass against Illinois
- Started and made a 25-yard catch at Purdue
- Had his first career multi-catch game with two catches for 44 yards against Rutgers, including a 30-yard catch for a first down on a fake punt
- Caught a career-high three passes for 36 yards at Indiana

GAME-BY-GAME

OPPONENT	REC.	YDS	TD	LONG
UTEP	0	0	0	-
Colorado	1	36	0	36
Northern Iowa	1	59	0	59
Illinois	1	17	0	17
@ Purdue	1	25	0	25
Rutgers	2	44	0	30
@ Indiana	3	36	0	17
@ Ohio St.				
UCLA				
@ USC				
Wisconsin				
@ Iowa				

CAREER RECEIVING STATS

YEAR	G/S	REC.	YDS	Y/R	Y/G	TD
2023	10/1	6	237	39.5	23.7	3
2024	7/2	9	217	24.1	31.0	0
TOTAL	17/3	15	454	30.3	26.7	3

RUSHING: 5 att., 12 yds, 0 TDs

CAREER HIGHS

Receptions	3 at Indiana (2024)
Receiving Yards	73 vs. Purdue (2023)
Receiving Touchdowns	1 three times
Long Reception	73 [TD] vs. Purdue (2023)
Rushing Attempts	1 five times
Rushing Yards	9 at Minnesota (2023)
Rushing Touchdowns	none
Long Rush	9 at Minnesota (2023)



HENRY LUTOVSKY #59

6-6 | 320 | JR. | OL
CRAWFORDSVILLE, IOWA

CAREER HONORS

- Academic All-Big Ten (2023)
- 5-Time Nebraska Scholar-Athlete Honor Roll

CAREER NOTES

- Played in two games in 2021, becoming the 17th true freshman offensive lineman to play in a game in Nebraska history

SEASON HIGHLIGHTS

- Has played in six games with a career-high five starts
- Started at right guard against Northern Iowa, Illinois, Purdue and Indiana

CAREER STATS

- **Games:** 32 (2 in 2021; 12 in 2022; 12 in 2023; 6 in 2024)
- **Starts:** 9 (2 in 2022; 2 in 2023; 5 in 2024)



MICAH MAZZUCCA #56

6-5 | 325 | SR. | OL
PHILADELPHIA, PA.

2024 WATCH LIST

- Senior Bowl

CAREER NOTES

- His brother, Maurice, is a senior running back for the Huskers

CAREER NOTES

- Played at Baylor and Florida before transferring to Nebraska
- Played in 20 games at Baylor in 2021 and 2022 with 10 starts
- Played and started 11 games at Florida in 2022

SEASON HIGHLIGHTS

- Has played in five games with three starts
- Started the first two games at right guard
- Also started at Indiana when Nebraska opened with six offensive linemen

CAREER STATS

- **Games:** 36 (9 in 2021*; 11 in 2022*; 11 in 2023^; 5 in 2024)
- **Starts:** 24 (10 in 2022*; 11 in 2023^; 3 in 2024)

*at Baylor; ^at Florida



WILLIS McGAHEE IV #17

6-1 | 235 | FR. | LB
MIAMI, FLA.

CAREER HONORS

- Nebraska Scholar-Athlete Honor Roll (Spring 2024)

SEASON HIGHLIGHTS

- Has played in three games as a true freshman, totaling five tackles including 1.0 sack
- Recorded two solo tackles in the season opener against UTEP
- Had an eight-yard strip sack against Colorado resulting in a Husker takeaway
- Had a quarterback hurry against Northern Iowa
- Totaled two tackles at Purdue

GAME-BY-GAME

OPPONENT	UT-AT-TT	TFL-YD	SACK-YD
UTEP	2-0-2	0.0-0	0.0-0
Colorado	1-0-1	1.0-8	1.0-8
Northern Iowa	0-0-0	0.0-0	0.0-0
Illinois	-Did Not Play-		
@ Purdue	0-2-2	0.0-0	0.0-0
Rutgers	0-0-0	0.0-0	0.0-0
@ Indiana	0-0-0	0.0-0	0.0-0
@ Ohio St.			
UCLA			
@ USC			
Wisconsin			
@ Iowa			

CAREER TACKLE STATS

YEAR	G/S	UT	AT	TT	TFL-YD	SCK-YD
2024	6/0	3	2	5	1.0-8	1.0-8

CAREER MISCELLANEOUS STATS

YEAR	FF	FR	PBU	INT	QBH	BLK
2024	1	0	0	0	1	0

CAREER HIGHS

Tackles	2 twice
TFLs	1.0 vs. Colorado (2024)
Sacks	1.0 vs. Colorado (2024)
Breakups	none



CARTER NELSON #29

6-5 | 230 | FR. | WR
AINSWORTH, NEB.

CAREER NOTES

- Was ranked as the No. 41 prospect in the country by On3
- In high school, was a state champion in the high jump and long jump

SEASON HIGHLIGHTS

- Has played in every game as a true freshman despite not joining the team until the summer
- Has caught eight passes for 75 yards and one touchdown
- Caught three passes for 21 yards in his debut against UTEP
- Set career highs with four receptions, 48 receiving yards and one touchdown against Northern Iowa
- Opened the scoring with a career-long 24-yard touchdown grab on NU's opening drive against UNI
- Made a six-yard catch at Purdue

GAME-BY-GAME

OPPONENT	REC.	YDS	TD	LONG
UTEP	3	21	0	14
Colorado	0	0	0	-
Northern Iowa	4	48	1	24
Illinois	0	0	0	-
@ Purdue	1	6	0	6
Rutgers	0	0	0	-
@ Indiana	0	0	0	-
@ Ohio St.				
UCLA				
@ USC				
Wisconsin				
@ Iowa				

CAREER RECEIVING STATS

YEAR	G/S	REC.	YDS	Y/R	Y/G	TD
2024	7/0	8	75	9.4	10.7	1

RUSHING: 1 att., 0 yds, 0 TDs

CAREER HIGHS

Receptions	4 vs. UNI (2024)
Receiving Yards	48 vs. UNI (2024)
Receiving Touchdowns	1 vs. UNI (2024)
Long Reception	29 [TD] vs. UNI (2024)



ISAIAH NEYOR #18

6-4 | 220 | SR. | WR
FORT WORTH, TEXAS

CAREER HONORS

- Second-Team All-Mountain West (2021 at Wyoming)

2024 WATCH LISTS

- Earl Campbell Tyler Rose Award
- Senior Bowl

CAREER SUPERLATIVES

- 100-Yard Receiving Games: 4
- Games with 2+ TD catches: 4

SEASON HIGHLIGHTS

- Has played in every game with five starts
- Leads NU with four receiving touchdowns
- Ranks 2nd on the team with 304 receiving yards
- Caught six passes for 121 yards against UTEP, including a 59-yard touchdown
- Tied his career high with six catches while posting his fourth career 100-yard receiving game
- Made four catches for 31 yards vs. Colorado
- Had two catches for 35 yards against Northern Iowa, including an 18-yard touchdown
- Caught four passes for 90 yards against Illinois with a pair of touchdowns
- Also had a 13-yard rush against the Illini
- Had a 14-yard catch at Purdue
- Caught two passes for 13 yards at Indiana

GAME-BY-GAME

OPPONENT	REC.	YDS	TD	LONG
UTEP	6	121	1	59
Colorado	4	31	0	16
Northern Iowa	2	35	1	18
Illinois	4	90	2	44
@ Purdue	1	14	0	14
Rutgers	0	0	0	-
@ Indiana	2	13	0	12
@ Ohio St.				
UCLA				
@ USC				
Wisconsin				
@ Iowa				

CAREER RECEIVING STATS

YEAR	G/S	REC.	YDS	Y/R	Y/G	TD
2019*^	1/0	0	0	0.0	0.0	0
2020^	6/1	8	248	31.0	41.3	0
2021^	13/12	44	878	20.0	67.5	12
2022^	Did Not Play					
2023+	1/0	1	14	14.0	14.0	0
2024	7/5	19	304	16.0	43.4	4
TOTAL 28/18	72	1,445	20.1	51.6	16	

*redshirt season; ^at Wyoming; +at Texas

RUSHING: 15 att., 87 yds, 1 TD

CAREER HIGHS

Receptions	6 twice
Receiving Yards	126 at Boise St. (2021)*
Receiving Touchdowns	2 four times
Long Reception	74 [TD] at Boise St. (2021)*

*at Wyoming



DYLAN
RAIOLA

#15

6-3 | 230 | FR. | QB
BUFORD, GA.

CAREER HONORS

- Big Ten Freshman of the Week (Sept. 2)

2024 WATCH LIST

- Polynesian Player of the Year
- Shaun Alexander Freshman of the Year

PERSONAL NOTES

- His father, Dominic, was an All-America center at Nebraska who went on to play in 219 games with 203 starts over 14 seasons for the Detroit Lions
- His godfather is NFL quarterback Matthew Stafford

CAREER NOTES

- 1 of 2 true freshmen quarterbacks (along with Adrian Martinez in 2018) to start a season opener for Nebraska since World War II

SEASON HIGHLIGHTS

- Has started every game at quarterback
- Has completed 113-of-69 passes for 1,358 yards, nine touchdowns and three interceptions
- Is completing 66.2 percent of his passes
- Ranks 2nd among FBS freshmen in passing yards, 3rd in completion percentage and 4th in touchdown passes
- Completed 19-of-27 passes for 238 yards and two touchdowns against UTEP while playing only three quarters
- Had a 59-yard touchdown pass and a 21-yard touchdown pass with two seconds remaining in the first half
- Led NU to five touchdowns in eight drives, including each of his final four drives
- Was honored as Big Ten Freshman of the Week
- Completed 23-of-30 passes for 185 yards and one touchdown against Colorado
- Completed 17-of-23 passes for a career-high 247 yards against Northern Iowa with two TDs
- Also added 13 rushing yards
- Led NU to points on five of his seven drives
- By completing 73.9 percent of his passes against UNI, became the first Husker quarterback since 1980 to have a 70 percent completion rate in three consecutive starts
- Set a career high with 297 passing yards and three touchdowns against Illinois, completing 24-of-35 passes
- Completed 17-of-27 passes and threw for 257 yards and one touchdown in the first road game of his career at Purdue
- Threw for 134 yards against Rutgers
- Attempted a career-high 44 passes at Indiana and threw for 234 yards

PASSING GAME-BY-GAME

OPPONENT	COMP-ATT	YDS	TD	INT
UTEP	19-27	238	2	0
Colorado	23-30	185	1	0
Northern Iowa	17-23	247	2	1
Illinois	24-35	297	3	1
@ Purdue	17-27	257	1	0
Rutgers	13-27	134	0	1
@ Indiana	28-44	234	0	3
@ Ohio St.				
UCLA				
@ USC				
Wisconsin				
@ Iowa				

TOTAL OFFENSE GAME-BY-GAME

OPPONENT	ATT.	PASS	RUSH	TOT.
UTEP	28	238	-6	232
Colorado	33	185	7	192
Northern Iowa	25	247	13	260
Illinois	42	297	-52	245
@ Purdue	28	257	-8	249
Rutgers	32	134	-32	102
@ Indiana	46	234	-11	223
@ Ohio St.				
UCLA				
@ USC				
Wisconsin				
@ Iowa				

CAREER SUPERLATIVES

250-Yard Passing Games	3
300-Yard Total Offense Games	0
Games with 2+ TD Passes	3
Games with 3+ TD Passes	1
Games with 4+ TD Passes	0

CAREER PASSING STATS

YEAR	G/S	CMP-ATT	PCT	YDS	TD	INT
2024	7/7	141-213	66.2	1,592	9	6

CAREER PASSING HIGHS

Attempts	44 at Indiana (2024)
Completions	23 vs. Colorado (2024)
Yards	297 vs Illinois (2024)
Touchdowns	3 vs. Illinois (2024)
Long Pass	59 twice

2024 FBS FRESHMAN RANKINGS

PASSING YARDS

RK.	PLAYER	SCHOOL	YDS
1.	Eli Holstein	Pittsburgh	1,700
2.	Dylan Raiola	Nebraska	1,592
3.	Kadin Semonza	Ball State	1,538

COMPLETION PERCENTAGE

RK.	PLAYER	SCHOOL	PCT.
1.	Kadin Semonza	Ball State	67.1
2.	CJ Bailey	NC State	67.1
3.	Dylan Raiola	Nebraska	66.2

PASSING TOUCHDOWNS

RK.	PLAYER	SCHOOL	TDs
1.	Eli Holstein	Pittsburgh	15
2.	Gio Lopez	South Alabama	13
	Kadin Semonza	Ball St.	13
4.	Dylan Raiola	Nebraska	9
	Arch Manning	Texas	9



TY ROBINSON

#9

6-6 | 310 | SR. | DL
GILBERT, ARIZ.

CAREER HONORS

- Honorable-Mention All-Big Ten (2023)
- 5-Time Nebraska Scholar-Athlete Honor Roll

2024 WATCH LIST

- Senior Bowl

PERSONAL NOTES

- Earned his degree in nutrition and health sciences

SEASON HIGHLIGHTS

- One of 10 Huskers to earn a single-digit number as one of the team's "toughest" players
- Has started every game and has recorded 16 tackles while leading NU with one blocked kick and one safety
- Also leads NU with 6.0 tackles for loss, is tied for the team lead with 4.0 sacks and ranks 3rd with three pass breakups
- Started the 35th game of his career against UTEP and had 1.0 sack and 2.0 TFLs
- Had a 3-yard tackle for loss in the second quarter for a safety that marked Nebraska's first defensive safety since the 2009 season
- Added a five-yard sack in the third quarter
- Made two solo tackles with a nine-yard sack and a pass breakup against Colorado
- Also blocked a field goal against the Buffs, his second career blocked field goal
- Recorded two tackles against Northern Iowa with a pass breakup
- Totaled three tackles against Illinois
- Had two tackles with an eight-yard sack at Purdue
- Had three tackles against Rutgers, including 2.0 TFLs and a 9-yard sack
- Also broke up a pass against the Scarlet Knights
- Recorded two solo tackles at Indiana

GAME-BY-GAME

OPPONENT	UT-AT-TT	TFL-YD	SACK-YD
UTEP	2-0-2	2.0-8	1.0-5
Colorado	2-0-2	1.0-9	1.0-9
Northern Iowa	0-2-2	0.0-0	0.0-0
Illinois	2-1-3	0.0-0	0.0-0
@ Purdue	1-1-2	1.0-8	1.0-8
Rutgers	2-1-3	2.0-10	1.0-9
@ Indiana	2-0-2	0.0-0	0.0-0
@ Ohio St.			
UCLA			
@ USC			
Wisconsin			
@ Iowa			

CAREER TACKLE STATS							
YEAR	G/S	UT	AT	TT	TFL-YD	SCK-YD	
2019*	3/0	0	0	0	0-0	0.0-0	
2020	8/7	5	12	17	2.0-3	0.0-0	
2021	12/4	13	14	27	4.0-23	2.0-20	
2022	12/12	14	10	24	4.0-17	2.0-14	
2023	12/11	7	22	29	4.0-21	1.0-12	
2024	7/7	11	5	16	6.0-35	4.0-31	
TOTAL	54/41	50	63	113	20.0-99	9.0-77	

*redshirt season

CAREER MISCELLANEOUS STATS							
YEAR	FF	FR	PBU	INT	QBH	BLK	
2019*	0	0	0	0	0	0	
2020	0	0	0	0	2	0	
2021	0	0	1	0	1	0	
2022	0	0	0	0	0	0	
2023	0	1	6	0	11	1	
2024	0	0	3	0	2	1	
TOTAL	0	1	10	0	16	2	

*redshirt season

CAREER HIGHS	
Tackles	7 vs. Maryland (2023)
TFLs	2.0 vs. UTEP (2024)
Sacks	1.0 seven times
Breakups	2 twice
Blocked Field Goals	1 twice
Safety	1 vs. UTEP (2024)



BEN SCOTT

#66

6-5 | 310 | SR. | OL
HONOLULU, HAWAII

CAREER HONORS

- Honorable-Mention All-Big Ten (2023)
- 3-Time Nebraska Scholar-Athlete Honor Roll

2024 WATCH LISTS

- Rimington Trophy
- Senior Bowl

PERSONAL NOTES

- Earned his degree in biological sciences at Arizona State

CAREER NOTES

- First-year transfer who started 28 games at Arizona State from 2020-22
- Started 17 games at right tackle at ASU before his final 11 starts were at center

SEASON HIGHLIGHTS

- Has started every game at center
- Started against UTEP to mark his 40th career start

CAREER STATS

- **Games:** 47
(4 in 2020*; 13 in 2021*; 11 in 2022*; 12 in 2023; 7 in 2024)
- **Starts:** 46
(4 in 2020*; 13 in 2021*; 11 in 2022*; 11 in 2023; 7 in 2024)

*at Arizona State



VINCENT SHAVERS JR. #1

6-1 | 225 | FR. | LB
MIAMI, FLA.

CAREER HONORS

- Nebraska Scholar-Athlete Honor Roll (Spring 2024)

SEASON HIGHLIGHTS

- Has played in every game with one start as a true freshman
- Has recorded 10 tackles
- Recorded three tackles in the season opener against UTEP
- Made two solo tackles against Northern Iowa
- Had a solo tackle on kickoff coverage against Illinois
- Recorded one tackle at Purdue
- Made one tackle against Rutgers
- Made his first career start at Indiana and finished with two solo tackles

GAME-BY-GAME

OPPONENT	UT-AT-TT	TFL-YD	SACK-YD
UTEP	2-1-3	0.0-0	0.0-0
Colorado	0-0-0	0.0-0	0.0-0
Northern Iowa	2-0-2	0.0-0	0.0-0
Illinois	1-0-1	0.0-0	0.0-0
@ Purdue	0-1-1	0.0-0	0.0-0
Rutgers	0-1-1	0.0-0	0.0-0
@ Indiana	2-0-2	0.0-0	0.0-0
@ Ohio St.			
UCLA			
@ USC			
Wisconsin			
@ Iowa			

CAREER TACKLE STATS

YEAR	G/S	UT	AT	TT	TFL-YD	SCK-YD
2024	7/1	7	3	10	0.0-0	0.0-0

CAREER MISCELLANEOUS STATS

YEAR	FF	FR	PBU	INT	QBH	BLK
2024	0	0	0	0	0	0

CAREER HIGHS

Tackles	3 vs. UTEP (2024)
TFLs	none
Sacks	none
Breakups	none



MJ SHERMAN #48

6-3 | 245 | SR. | LB
BALTIMORE, MD.

CAREER HONORS

- Nebraska Scholar-Athlete Honor Roll (Spring 2023)

PERSONAL NOTES

- Earned his degree in child, youth and family studies

CAREER NOTES

- Transfer who played in 39 games at Georgia, recording 15 tackles, 1.0 TFL and 0.5 sacks
- Played in every game of Georgia's 2021 & 2022 national championship seasons

SEASON HIGHLIGHTS

- Has played in every game with six starts and totaled 14 tackles with 2.5 tackles for loss and 2.5 sacks
- Has set career highs in TFLs and sacks
- Recorded a pair of solo tackles vs. UTEP
- Had a five-yard sack against Colorado and was also credited with three quarterback hurries
- Made one tackle and had a quarterback hurry against Northern Iowa
- Had a career-high six tackles against Illinois
- Recorded three tackles at Purdue and set career highs with 1.5 TFLs and 1.5 sacks
- Made one solo tackle against Rutgers

GAME-BY-GAME

OPPONENT	UT-AT-TT	TFL-YD	SACK-YD
UTEP	2-0-2	0.0-0	0.0-0
Colorado	1-0-1	1.0-5	1.0-5
Northern Iowa	0-1-1	0.0-0	0.0-0
Illinois	2-4-6	0.0-0	0.0-0
@ Purdue	2-1-3	1.5-14	1.5-14
Rutgers	1-0-1	0.0-0	0.0-0
@ Indiana	0-0-0	0.0-0	0.0-0
@ Ohio St.			
UCLA			
@ USC			
Wisconsin			
@ Iowa			

CAREER TACKLE STATS

YEAR	G/S	UT	AT	TT	TFL-YD	SCK-YD
2020*	9/0	2	0	2	0.0-0	0.0-0
2021*	15/0	1	6	7	0.5-3	0.0-0
2022*	15/0	4	1	5	0.5-5	0.5-5
2023	12/5	7	9	16	1.5-14	1.5-14
2024	7/6	8	6	14	2.5-19	2.5-19
TOTAL	58/11	22	22	44	5.0-40	4.5-38

*at Georgia

CAREER MISCELLANEOUS STATS

YEAR	FF	FR	PBU	INT	QBH	BLK
2020*	0	0	0	0	0	0
2021*	0	0	0	0	0	0
2022*	0	0	0	0	0	0
2023	0	0	0	0	1	0
2024	0	0	0	0	4	0
TOTAL	0	0	0	0	5	0

*at Georgia

CAREER HIGHS

Tackles	6 vs. Illinois (2024)
TFLs	1.5 at Purdue (2024)
Sacks	1.5 at Purdue (2024)
Breakups	none



DESHON SINGLETON #8

6-3 | 210 | SR. | DB
AMITE, LA.

CAREER HONORS

- 2-Time Nebraska Scholar-Athlete Honor Roll

2024 WATCH LIST

- Senior Bowl

CAREER NOTES

- In his third season at Nebraska after spending the 2021 season at Hutchinson (Kan.) CC

SEASON HIGHLIGHTS

- One of 10 Huskers to earn a single-digit number as one of the team's "toughest" players
- Has started every game and has recorded 32 tackles with 1.0 tackle for loss and one breakup
- Returned from a season-ending injury in 2023 to start the season opener against UTEP and record two tackles
- Tied for the team lead with six tackles against Colorado
- Added six more tackles against Northern Iowa
- Had six tackles for the third straight game against Illinois and recovered a fumble that set up a Husker touchdown
- Totaled four tackles at Purdue
- Had five tackles and a pass breakup vs. Rutgers
- Recorded three solo tackles at Indiana

GAME-BY-GAME

OPPONENT	UT-AT-TT	TFL-YD	PBU	INT
UTEP	1-1-2	0.0-0	0	0
Colorado	5-1-6	0.0-0	0	0
Northern Iowa	2-4-6	0.0-0	0	0
Illinois	3-3-6	0.0-0	0	0
@ Purdue	3-1-4	0.0-0	0	0
Rutgers	4-1-5	1.0-1	1	0
@ Indiana	3-0-3	0.0-0	0	0
@ Ohio St.				
UCLA				
@ USC				
Wisconsin				
@ Iowa				

CAREER TACKLE STATS

YEAR	G/S	UT	AT	TT	TFL-YD	SCK-YD
2022	12/0	1	2	3	0.0-0	0.0-0
2023	5/5	8	11	19	2.5-3	0.0-0
2024	7/7	21	11	32	1.0-1	0.0-0
TOTAL	24/12	30	24	54	3.5-4	0.0-0

CAREER MISCELLANEOUS STATS

YEAR	FF	FR	PBU	INT	QBH	BLK
2022	0	0	0	0	0	0
2023	0	0	1	0	0	0
2024	0	1	1	0	0	0
TOTAL	0	1	2	0	0	0

CAREER HIGHS

Tackles	7 twice
TFLs	1.5 vs. Louisiana Tech (2023)
Sacks	none
Breakups	1 twice



STEFON THOMPSON #56

6-1 | 240 | JR. | LB
LONG ISLAND, N.Y.

CAREER HONORS

- Nebraska Scholar-Athlete Honor Roll (Spring 2024)

CAREER NOTES

- Earned his degree in nutrition and health sciences

CAREER SUPERLATIVES

- Double-Digit Tackle Games: 1

SEASON HIGHLIGHTS

- Has played in six games, totaling 17 tackles and one pass breakup
- Made two tackles and recorded his first career pass breakup in his Husker debut vs. UTEP
- Totaled six tackles in a start vs. Northern Iowa
- Had five tackles against Illinois
- Missed the Purdue game
- Returned against Rutgers and had one tackle
- Had three tackles at Indiana

GAME-BY-GAME

OPPONENT	UT-AT-TT	TFL-YD	SACK-YD
UTEP	1-1-2	0.0-0	0.0-0
Colorado	0-0-0	0.0-0	0.0-0
Northern Iowa	0-6-6	0.0-0	0.0-0
Illinois	1-4-5	0.0-0	0.0-0
@ Purdue	-Did Not Play-		
Rutgers	1-0-1	0.0-0	0.0-0
@ Indiana	0-3-3	0.0-0	0.0-0
@ Ohio St.			
UCLA			
@ USC			
Wisconsin			
@ Iowa			

CAREER TACKLE STATS

YEAR	G/S	UT	AT	TT	TFL-YD	SCK-YD
2020*	10/7	25	12	37	7.5-31	3.0-18
2021*	12/12	48	31	79	8.0-40	6.0-34
2022*	1/1	1	2	3	0.5-2	0.0-0
2023*	13/1	27	26	53	4.0-22	1.5-15
2024	6/1	3	14	17	0.0-0	0.0-0
TOTAL	42/22	104	85	189	20.0-95	10.5-67

*at Syracuse

CAREER MISCELLANEOUS STATS

YEAR	FF	FR	PBU	INT	QBH	BLK
2020*	0	1	0	0	2	0
2021*	0	2	0	0	5	0
2022*	0	0	0	0	1	0
2023*	0	1	0	0	3	0
2024	0	0	1	0	0	0
TOTAL	0	4	1	0	11	0

*at Syracuse

CAREER HIGHS

Tackles	10 vs. Pittsburgh (2021)*
TFLs	4.0 at Louisville (2020)*
Sacks	2.0 vs. Albany (2021)*
Breakups	1 vs. UTEP (2024)

*at Syracuse



PRINCEWILL UMANMIELEN #18

6-5 | 245 | SO. | LB
AUSTIN, TEXAS

CAREER HONORS

- Second-Team Freshman All-American (2023)
- 2-Time Nebraska Scholar-Athlete Honor Roll

PERSONAL NOTES

- Has a brother, Princely, who is a defensive lineman at Ole Miss, and a brother, Prince, who was a defensive lineman at Tarleton State

SEASON HIGHLIGHTS

- Has played in every game and recorded nine tackles, 2.5 TFLs and 0.5 sacks
- Recorded two tackles with a half tackle for loss in the season opener against UTEP
- Had a half sack for a five-yard loss against Colorado
- Had two solo tackles against Illinois
- Had a seven-yard tackle for loss at Purdue
- Recorded two tackles against Rutgers with his first career pass breakup
- Had a half TFL at Indiana

GAME-BY-GAME

OPPONENT	UT-AT-TT	TFL-YD	SACK-YD
UTEP	1-1-2	0.5-1	0.0-0
Colorado	0-1-1	0.5-6	0.5-6
Northern Iowa	0-0-0	0.0-0	0.0-0
Illinois	2-0-2	0.0-0	0.0-0
@ Purdue	1-0-1	1.0-7	0.0-0
Rutgers	1-1-2	0.0-0	0.0-0
@ Indiana	0-1-1	0.5-1	0.0-0
@ Ohio St.			
UCLA			
@ USC			
Wisconsin			
@ Iowa			

CAREER TACKLE STATS

YEAR	G/S	UT	AT	TT	TFL-YD	SCK-YD
2023	11/1	10	12	22	4.5-12	1.0-5
2024	7/0	5	4	9	2.5-12	0.5-3
TOTAL	18/1	15	16	31	7.0-24	1.5-8

CAREER MISCELLANEOUS STATS

YEAR	FF	FR	PBU	INT	QBH	BLK
2023	0	0	0	0	4	0
2024	0	0	1	0	2	0
TOTAL	0	0	1	0	6	0

CAREER HIGHS

Tackles	7 vs. Northwestern (2023)
TFLs	2.0 vs. Northwestern (2023)
Sacks	1.0 vs. Northwestern (2023)
Breakups	1 vs. Rutgers (2024)



KAI WALLIN #93

6-5 | 250 | SO. | DL
SACRAMENTO, CALIF.

CAREER HONORS

- 2-Time Nebraska Scholar-Athlete Honor Roll

CAREER NOTES

- Spent one season at American River Community College in 2022 before joining Nebraska

SEASON HIGHLIGHTS

- Has played in every game and totaled four tackles with 0.5 tackles for loss and a half sack
- Set a career high with two tackles against Northern Iowa
- Had a half sack at Purdue for his first career sack and TFL
- Recorded one tackle at Indiana

GAME-BY-GAME

OPPONENT	UT-AT-TT	TFL-YD	SACK-YD
UTEP	0-0-0	0.0-0	0.0-0
Colorado	0-0-0	0.0-0	0.0-0
Northern Iowa	0-2-2	0.0-0	0.0-0
Illinois	0-0-0	0.0-0	0.0-0
@ Purdue	0-1-1	0.5-6	0.5-6
Rutgers	0-0-0	0.0-0	0.0-0
@ Indiana	0-1-1	0.0-0	0.0-0
@ Ohio St.			
UCLA			
@ USC			
Wisconsin			
@ Iowa			

CAREER TACKLE STATS

YEAR	G/S	UT	AT	TT	TFL-YD	SCK-YD
2023*	4/0	1	0	1	0.0-0	0.0-0
2024	7/0	0	4	4	0.5-6	0.5-6
TOTAL	11/0	1	4	5	0.5-6	0.5-6

*redshirt season

CAREER MISCELLANEOUS STATS

YEAR	FF	FR	PBU	INT	QBH	BLK
2023*	0	0	0	0	0	0
2024	0	0	0	0	0	0
TOTAL	0	0	0	0	0	0

*redshirt season

CAREER HIGHS

Tackles	2 vs. Northern Iowa (2024)
TFLs	0.5 at Purdue (2024)
Sacks	0.5 at Purdue (2024)
Breakups	none



JAMES WILLIAMS #90

6-6 | 250 | SO. | DL
PARKVILLE, MO.

CAREER NOTES

- Spent one season at Iowa Western Community College before transferring to Nebraska

SEASON HIGHLIGHTS

- Has played in every game and totaled 11 tackles with 4.5 tackles for loss and 4.0 sacks
- Is tied for the team lead with 4.0 sacks and ranks 3rd with 4.5 TFLs
- Tied his then-career high with two tackles vs. Northern Iowa
- Had a career-high 2.0 sacks at Purdue
- Added 2.0 more sacks the next week against Rutgers
- Finished with a career-high five tackles vs. Rutgers with two quarterback hurries
- Recorded a half TFL at Indiana

GAME-BY-GAME

OPPONENT	UT-AT-TT	TFL-YD	SACK-YD
UTEP	0-0-0	0.0-0	0.0-0
Colorado	0-0-0	0.0-0	0.0-0
Northern Iowa	1-1-2	0.0-0	0.0-0
Illinois	0-1-1	0.0-0	0.0-0
@ Purdue	2-0-2	2.0-7	2.0-7
Rutgers	4-1-5	2.0-16	2.0-16
@ Indiana	0-1-1	0.5-2	0.0-0
@ Ohio St.			
UCLA			
@ USC			
Wisconsin			
@ Iowa			

CAREER TACKLE STATS

YEAR	G/S	UT	AT	TT	TFL-YD	SCK-YD
2023*	4/0	3	1	4	2.0-12	2.0-12
2024	7/0	7	4	11	4.5-25	4.0-23
TOTAL	11/0	10	5	15	6.5-47	6.0-45

*redshirt season

CAREER MISCELLANEOUS STATS

YEAR	FF	FR	PBU	INT	QBH	BLK
2023*	0	0	0	0	1	0
2024	0	0	0	0	4	0
TOTAL	0	0	0	0	5	0

*redshirt season

CAREER HIGHS

Tackles	5 vs. Rutgers (2024)
TFLs	2.0 twice
Sacks	2.0 twice
Breakups	none



CAMDEN WITUCKI #96

6-2 | 230 | JR. | LS
GRAND BLANC, MICH.

CAREER HONORS

- Big Ten Distinguished Scholar (2023)
- 3-Time Academic All-Big Ten
- 7-Time Nebraska Scholar-Athlete Honor Roll

PERSONAL NOTES

- Earned his degree in management

SEASON HIGHLIGHTS

- Has played in six games
- Has handled the long snapping duties for the punt unit in every game this season, although Nebraska did not punt against Northern Iowa
- Has also seen action as the long snapper for the field goal and PAT units at different times throughout the season

CAREER STATS

- Games: 6 (6 in 2024)



CEYAIR WRIGHT #15

6-0 | 185 | JR. | DB
LOS ANGELES, CALIF.

PERSONAL NOTES

- Is also an actor, having starred in such movies and TV shows as Space Jam: A New Legacy, Training Day 2, Broke Girls and Grown-ish

CAREER NOTES

- Spent three seasons USC before transferring to Nebraska
- Played in 22 games with 15 starts at USC, totaling 40 tackles, six pass breakups and one interception

SEASON HIGHLIGHTS

- Has played in every game with two starts
- Has totaled 22 tackles, 1.0 TFL, 1.0 sack, one interception, five pass breakups and one forced fumble
- Tied for the team lead in pass breakups
- Made a solo tackle against Colorado
- Saw extensive action following an injury to Tommi Hill against Illinois
- Recorded six tackles with a five-yard strip sack that resulted in a Husker takeaway
- Made his first start as a Husker at Purdue, tying for the team lead with five tackles and adding two pass breakups, setting a career high in breakups
- Started again vs. Rutgers and had four tackles, including teaming with Malcolm Hartzog Jr. on a tackle for no gain on a fake field goal attempt
- Also had an interception and two pass breakups against the Scarlet Knights
- Had six solo tackles and one pass breakup at Indiana, tying his career high in tackles

GAME-BY-GAME

OPPONENT	UT-AT-TT	TFL-YD	PBU	INT
UTEP	0-0-0	0.0-0	0	0
Colorado	1-0-1	0.0-0	0	0
Northern Iowa	0-0-0	0.0-0	0	0
Illinois	4-2-6	1.0-5	0	0
@ Purdue	5-0-5	0.0-0	2	0
Rutgers	2-2-4	0.0-0	2	1
@ Indiana	6-0-6	0.0-0	1	0
@ Ohio St.				
UCLA				
@ USC				
Wisconsin				
@ Iowa				

CAREER TACKLE STATS						
YEAR	G/S	UT	AT	TT	TFL-YD	SCK-YD
2021 ^{^*}	1/0	0	1	1	0.0-0	0.0-0
2022 [^]	14/11	21	7	28	0.0-0	0.0-0
2023 [^]	7/4	8	3	11	1.0-1	0.0-0
2024	7/2	18	4	22	1.0-5	1.0-5
TOTAL	29/17	47	15	62	2.0-6	1.0-5

[^]at USC; *redshirt season

CAREER MISCELLANEOUS STATS						
YEAR	FF	FR	PBU	INT	QBH	BLK
2021 ^{^*}	0	0	0	0	0	0
2022 [^]	0	0	2	1	0	0
2023 [^]	0	0	3	0	0	0
2024	1	0	5	1	1	0
TOTAL	1	0	10	2	1	0

[^]at USC; *redshirt season

CAREER HIGHS	
Tackles	6 twice
TFLs	1.0 twice
Sacks	1.0 vs. Illinois (2024)
Breakups	2 twice
Interceptions	1 twice



JAVIN WRIGHT #33

6-5 | 230 | SR. | LB
CHANDLER, ARIZ.

PERSONAL NOTES

- His father Toby was a two-year letterwinner for Nebraska (1992-93) before playing six seasons in the NFL
- Earned his degree in sports media and communication

SEASON HIGHLIGHTS

- Missed the first four games of the season while dealing with blood clots and other health issues
- Has played in three games and made 11 tackles
- Made his season debut with three tackles at Purdue
- Recorded four tackles against Rutgers
- Also had four tackles at Indiana

GAME-BY-GAME

OPPONENT	UT-AT-TT	TFL-YD	SACK-YD
UTEP		-Did Not Play-	
olorado		-Did Not Play-	
Northern Iowa		-Did Not Play-	
Illinois		-Did Not Play-	
@ Purdue	1-2-3	0.0-0	0.0-0
Rutgers	2-2-4	0.0-0	0.0-0
@ Ohio St.	3-1-4	0.0-0	0.0-0
UCLA			
@ USC			
Wisconsin			
@ Iowa			

CAREER TACKLE STATS						
YEAR	G/S	UT	AT	TT	TFL-YD	SCK-YD
2019*	1/0	0	0	0	0.0-0	0.0-0
2020		Did Not Play				
2021	2/0	0	1	1	0.0-0	0.0-0
2022	10/1	4	4	8	0.0-0	0.0-0
2023	12/1	20	31	51	1.5-2	0.5-1
2024	3/0	6	5	11	0.0-0	0.0-0
TOTAL	28/2	30	41	71	1.5-2	0.5-1

*redshirt season

CAREER MISCELLANEOUS STATS						
YEAR	FF	FR	PBU	INT	QBH	BLK
2019*	0	0	0	0	0	0
2020	Did Not Play					
2021	0	0	0	0	0	0
2022	0	0	0	0	0	1
2023	1	0	2	2	0	0
2024	0	0	0	0	0	0
TOTAL	1	0	2	2	0	1

*redshirt season

CAREER HIGHS	
Tackles	8 vs. Maryland (2023)
TFLs	0.5 three times
Sacks	0.5 vs. Iowa (2023)
Breakups	1 twice
Interceptions	1 twice
Blocked Punts	1 vs. North Dakota (2022)



2024 NEBRASKA SCHEDULE AND RESULTS

DATE	OPPONENT	RESULT	SCORE	RECORD	CONFERENCE	TIME	ATTEND.
8/31/24	UTEP	W	40-7	1-0	0-0	3:18	86,072
9/7/24	Colorado	W	28-10	2-0	0-0	3:34	86,906
9/14/24	UNI	W	34-3	3-0	0-0	3:16	86,546
9/20/24	Illinois*	L (OT)	24-31	3-1	0-1	3:40	86,936
9/28/24	at Purdue*	W	28-10	4-1	1-1	3:19	61,441
10/5/24	Rutgers*	W	14-7	5-1	2-1	3:34	87,464
10/19/24	at Indiana*	L	7-56	5-2	2-2	3:20	53,082

*Big Ten Conference game

SCORE BY QUARTERS	1ST	2ND	3RD	4TH	OT	TOTAL
Nebraska	45	72	20	38	0	175
Opponents	24	24	27	42	7	124

TEAM STATISTICS			INDIVIDUAL OFFENSIVE STATISTICS										
TEAM STATISTICS	NU	OPP	RUSHING		G	ATT	GAIN	LOSS	NET	AVG	TD	LONG	AVG/G
Scoring	175	124	Dante Dowdell	7	81	358	8	350	4.3	5	38	50.0	
Points per game	25.0	17.7	Emmett Johnson	7	43	236	5	231	5.4	1	42	33.0	
Points Off Turnovers	38	28	Rahmir Johnson	7	38	156	3	153	4.0	0	18	21.9	
First Downs	155	124	Jacory Barney Jr.	7	8	111	0	111	13.9	3	31	15.9	
Rushing	59	42	Heinrich Haarberg	6	12	66	1	65	5.4	0	13	10.8	
Passing	74	67	Gabe Ervin Jr.	6	13	40	1	39	3.0	2	11	6.5	
Penalty	22	15	Janiran Bonner	7	2	11	0	11	5.5	1	11	1.6	
Rushing Yardage	890	720	Maurice Mazzuccua Jr.	2	5	9	1	8	1.6	0	5	4.0	
Yards gained rushing	1048	913	Isaiah Neyor	7	2	13	7	6	3.0	0	13	0.9	
Yards lost rushing	158	193	Kwinten Ives	3	5	7	2	5	1.0	0	5	1.7	
Rushing attempts	240	220	Kenneth Williams	1	1	5	0	5	5.0	0	5	5.0	
Average per rush	3.7	3.3	Mekhi Nelson	1	1	2	0	2	2.0	0	2	2.0	
Average per game	127.1	102.9	Jalyn Gramstad	1	1	2	0	2	2.0	0	2	2.0	
TDs Rushing	12	5	Jaylen Lloyd	7	1	1	0	1	1.0	0	1	0.1	
Passing Yardage	1702	1410	Carter Nelson	7	1	0	0	0	0.0	0	0	0.0	
Comp-Att-Int	151-228-6	133-217-8	Dylan Raiola	7	21	31	120	-89	-4.2	0	15	-12.7	
Average per pass	7.5	6.5	Team	7	5	0	10	-10	-2.0	0	0	-1.4	
Average per catch	11.3	10.6	Total	7	240	1048	158	890	3.7	12	42	127.1	
Average per game	243.1	201.4	Opponents	7	220	913	193	720	3.3	5	43	102.9	
TDs Passing	9	11	PASSING		G	EFFIC	COMP-ATT-INT	PCT	YDS	TD	LNG	AVG/G	
Total offense	2592	2130	Dylan Raiola	7	137.3	141-213-6	66.2	1592	9	59	227.4		
Total plays	468	437	Heinrich Haarberg	6	138.0	8-10-0	80.0	69	0	24	11.5		
Average per play	5.5	4.9	Jalyn Gramstad	1	64.1	1-3-0	33.3	11	0	11	11.0		
Average per game	370.3	304.3	Brian Buschini	7	352.0	1-1-0	100.0	30	0	30	4.3		
Kick returns: #-Yards	15-265	13-269	Team	7	0.0	0-1-0	0.0	0	0	0	0.0		
Punt returns: #-Yards	10-57	13-150	Total	7	136.7	151-228-6	66.2	1702	9	59	243.1		
Int returns: #-Yards	8-105	6-107	Opponents	7	125.2	133-217-8	61.3	1410	11	43	201.4		
Kick return average	17.7	20.7	RECEIVING		G	NO.	YDS	AVG	TD	LONG	AVG/G		
Punt return average	5.7	11.5	Jacory Barney Jr.	7	27	181	6.7	0	28	25.9			
Int return average	13.1	17.8	Jahmal Banks	7	23	316	13.7	2	31	45.1			
Fumbles-Lost	7-3	6-3	Thomas Fidone II	7	20	218	10.9	0	29	31.1			
Penalties-Yards	53-451	51-534	Rahmir Johnson	7	19	165	8.7	1	36	23.6			
Average per game	64.4	76.3	Isaiah Neyor	7	19	304	16.0	4	59	43.4			
Punts-Yards	26-1059	28-1125	Emmett Johnson	7	11	109	9.9	0	27	15.6			
Average per punt	40.7	40.2	Jaylen Lloyd	7	9	217	24.1	0	59	31.0			
Net punt average	33.6	37.0	Carter Nelson	7	8	75	9.4	1	24	10.7			
Kickoffs-Yards	34-2084	28-1617	Janiran Bonner	7	5	32	6.4	1	14	4.6			
Average per kick	61.3	57.8	Dante Dowdell	7	4	13	3.3	0	6	1.9			
Net kick average	39.6	38.2	Nate Boerkircher	7	1	25	25.0	0	25	3.6			
Time of possession / game	31:27	28:33	Alex Bullock	7	1	12	12.0	0	12	1.7			
3rd-down conversion	41/94	34/91	Heinrich Haarberg	6	1	8	8.0	0	8	1.3			
3rd-down pct	44%	37%	Luke Lindenmeyer	7	1	12	12.0	0	12	1.7			
4th-down conversion	4/13	8/18	Roman Mangini	3	1	11	11.0	0	11	3.7			
4th-down pct	31%	44%	Keelan Smith	1	1	4	4.0	0	4	4.0			
Sacks by-Yards	21-131	14-113	Total	7	151	1702	11.3	9	59	243.1			
Misc Yards	0	0	Opponents	7	133	1410	10.6	11	43	201.4			
Touchdowns scored	23	16											
Field goals - attempts	4-9	4-8											
On-Side kicks	0-0	0-0											
Red-zone scores	(20-28) 71%	(16-20) 80%											
Red-zone touchdowns	(16-28) 57%	(13-20) 65%											
PAT-attempts	(23-23) 100%	(16-16) 100%											
2-point conversion-attempts	(0-0) 0%	(0-0) 0%											
Attendance	433,924	114,523											
Games / Avg per game	5/86,785	2/57,262											
Neutral site games	0/0												

2024 INDIVIDUAL STATISTICS

PUNT RETURNS	NO.	YDS	AVG	TD	LONG
Isaiah Garcia-Castaneda	10	57	5.7	0	13
Total	10	57	5.7	0	13
Opponents	13	150	11.5	0	37

KICK RETURNS	NO.	YDS	AVG	TD	LONG
Jacory Barney Jr.	9	164	18.2	0	35
Rahmir Johnson	2	29	14.5	0	17
Emmett Johnson	2	24	12.0	0	17
Barret Liebentritt	1	8	8.0	0	8
Kwinten Ives	1	40	40.0	0	40
Total	15	265	17.7	0	40
Opponents	13	269	20.7	0	61

INTERCEPTIONS	NO.	YDS	AVG	TD	LONG
Malcolm Hartzog Jr.	3	41	13.7	0	26
Ceyair Wright	1	0	0.0	0	0
Marques Buford Jr.	1	4	4.0	0	4
John Bullock	1	35	35.0	1	35
Tommi Hill	1	7	7.0	1	7
Rahmir Stewart	1	18	18.0	0	18
Total	8	105	13.1	2	35
Opponents	6	107	17.8	0	78

FUMBLE RETURNS	NO.	YDS	AVG	TD	LONG
Jimari Butler	1	0	0.0	0	0
Mikai Gbayer	1	0	0.0	0	0
DeShon Singleton	1	0	0.0	0	0
Total	3	0	0.0	0	0
Opponents	3	0	0.0	0	0

FIELD GOALS	FGM-FGA	PCT	1-19	20-29	30-39	40-49	50-59	LG	BLK
Tristan Alvano	3-4	75.0	0-0	2-2	1-2	0-0	0-0	31	0
John Hohl	1-5	20.0	0-0	1-1	0-2	0-2	0-0	21	2
Total	4-9	44.4	0-0	3-3	1-4	0-2	0-0	31	0
Opponents	4-8	50.0	0-0	2-3	1-2	1-1	0-2	45	1

FG SEQUENCE	NEBRASKA	OPPONENTS
UTEP	(20)	-
Colorado	32	29,61,(27)
UNI	(31),(21)	(31)
Illinois	(21),39	(26)
Purdue	42,44,32	39,(45)
Rutgers	-	52
Indiana	-	-

Numbers in (parenthesis) indicate field goal was made

PUNTING	NO.	YDS	AVG	LONG	TB	FC	I20	50+	BLK
Brian Buschini	21	979	46.6	69	1	4	8	8	0
Dylan Raiola	2	69	34.5	40	1	0	0	0	0
Team	3	11	3.7	0	0	0	0	0	3
Total	26	1059	40.7	69	2	4	8	8	3
Opponents	28	1125	40.2	54	2	6	8	1	0

KICKOFFS	NO.	YDS	AVG	TB	OB	RET.	NET	YDLN
Brian Buschini	17	1044	61.4	9	0			
John Hohl	17	1040	61.2	5	1			
Total	34	2084	61.3	14	1	12	39.6	25
Opponents	28	1617	57.8	10	1	15	38.2	26

SCORING	TD	FGs	PATs				DXP	Saf	Pts
			Kick	Rush	Rcv	Pass			
Dante Dowdell	5	-	-	-	-	-	-	-	30
Isaiah Neyor	4	-	-	-	-	-	-	-	24
Tristan Alvano	-	3-4	12-12	-	-	-	-	-	21
Jacory Barney Jr.	3	-	-	-	-	-	-	-	18
John Hohl	-	1-5	11-11	-	-	-	-	-	14
Jahmal Banks	2	-	-	-	-	-	-	-	12
Gabe Ervin Jr.	2	-	-	-	-	-	-	-	12
Janiran Bonner	2	-	-	-	-	-	-	-	12
Rahmir Johnson	1	-	-	-	-	-	-	-	6
John Bullock	1	-	-	-	-	-	-	-	6
Tommi Hill	1	-	-	-	-	-	-	-	6
Emmett Johnson	1	-	-	-	-	-	-	-	6
Carter Nelson	1	-	-	-	-	-	-	-	6
Ty Robinson	-	-	-	-	-	-	-	1	2
Total	23	4-9	23-23	0	0	0	0	1	175
Opponents	16	4-8	16-16	0	0	0	0	0	124

TOTAL OFFENSE	G	PLAYS	RUSH	PASS	TOTAL	AVG/G
Dylan Raiola	7	234	-89	1592	1503	214.7
Dante Dowdell	7	81	350	0	350	50.0
Emmett Johnson	7	43	231	0	231	33.0
Rahmir Johnson	7	38	153	0	153	21.9
Heinrich Haarberg	6	22	65	69	134	22.3
Jacory Barney Jr.	7	8	111	0	111	15.9
Gabe Ervin Jr.	6	13	39	0	39	6.5
Brian Buschini	7	1	0	30	30	4.3
Jalyn Gramstad	1	4	2	11	13	13.0
Janiran Bonner	7	2	11	0	11	1.6
Maurice Mazzccua Jr.	2	5	8	0	8	4.0
Isaiah Neyor	7	2	6	0	6	0.9
Kwinten Ives	3	5	5	0	5	1.7
Kenneth Williams	1	1	5	0	5	5.0
Mekhi Nelson	1	1	2	0	2	2.0
Jaylen Lloyd	7	1	1	0	1	0.1
Team	7	0	-10	0	-10	-1.4
Total	7	468	890	1702	2592	370.3
Opponents	7	437	720	1410	2130	304.3

ALL PURPOSE	G	RUSH	REC	PR	KOR	IR	TOT	AVG/G
Jacory Barney Jr.	7	111	181	0	164	0	456	65.1
Emmett Johnson	7	231	109	0	24	0	364	52.0
Dante Dowdell	7	350	13	0	0	0	363	51.9
Rahmir Johnson	7	153	165	0	29	0	347	49.6
Jahmal Banks	7	0	316	0	0	0	316	45.1
Isaiah Neyor	7	6	304	0	0	0	310	44.3
Thomas Fidone II	7	0	218	0	0	0	218	31.1
Jaylen Lloyd	7	1	217	0	0	0	218	31.1
Carter Nelson	7	0	75	0	0	0	75	10.7
Heinrich Haarberg	6	65	8	0	0	0	73	12.2
Isaiah Garcia-Castaneda	7	0	0	57	0	0	57	8.1
Kwinten Ives	3	5	0	0	40	0	45	15.0
Janiran Bonner	7	11	32	0	0	0	43	6.1
Malcolm Hartzog Jr.	7	0	0	0	0	41	41	5.9
Gabe Ervin Jr.	6	39	0	0	0	0	39	6.5
John Bullock	7	0	0	0	0	35	35	5.0
Nate Boerkircher	7	0	25	0	0	0	25	3.6
Rahmir Stewart	4	0	0	0	0	18	18	4.5
Alex Bullock	7	0	12	0	0	0	12	1.7
Luke Lindenmeyer	7	0	12	0	0	0	12	1.7
Roman Mangini	3	0	11	0	0	0	11	3.7
Maurice Mazzccua Jr.	2	8	0	0	0	0	8	4.0
Barret Liebentritt	7	0	0	0	8	0	8	1.1
Tommi Hill	5	0	0	0	0	7	7	1.4
Kenneth Williams	1	5	0	0	0	0	5	5.0
Marques Buford Jr.	7	0	0	0	0	4	4	0.6
Keelan Smith	1	0	4	0	0	0	4	4.0
Mekhi Nelson	1	2	0	0	0	0	2	2.0
Jalyn Gramstad	1	2	0	0	0	0	2	2.0
Dylan Raiola	7	-89	0	0	0	0	-89	-12.7
Team	7	-10	0	0	0	0	-10	-1.4
Total	7	890	1702	57	265	105	3019	431.3
Opponents	7	720	1410	150	269	107	2656	379.4



INDIVIDUAL OFFENSE GAME BY GAME

RUSHING	No-Yds/TD	UTEP	COLO	UNI	ILL	PUR	RUT	IND	OSU	UCLA	USC	WIS	IOWA	B1G	BOWL
Dante Dowdell	81-350/5	8-55/1	17-74/2	6-55/0	20-72/0	9-21/1	14-57/1	7-16/0							
Emmett Johnson	43-231/1	8-71/0	1-3/0	4-50/1	-	8-50/0	14-33/0	8-24/0							
Rahmir Johnson	38-153/0	11-50/0	9-33/0	2-4/0	4-17/0	5-9/0	5-34/0	2-6/0							
Dylan Raiola	21--89/0	1--6/0	3-7/0	2-13/0	7--52/0	1--8/0	5--32/0	2--11/0							
Gabe Ervin Jr.	13-39/2	6-24/2	2-6/0	3-3/0	DNP	1-4/0	-	1-2/0							
Heinrich Haarberg	12-65/0	2-8/0	DNP	3-7/0	-	2-18/0	-	5-32/0							
Jacory Barney Jr.	8-111/3	-	2-28/0	1-10/1	-	4-66/1	-	1-7/1							
Maurice Mazzucca Jr.	5-8/0	5-8/0	DNP	-	DNP	DNP	DNP	DNP							
Kwinten Ives	5-5/0	3-4/0	DNP	DNP	DNP	DNP	-	2-1/0							
Janiran Bonner	2-11/1	-	-	1-0/0	-	-	1-11/1	-							
Isaiah Neyor	2-6/0	-	-	-	1-13/0	-	-	1--7/0							
Kenneth Williams	1-5/0	1-5/0	DNP	DNP	DNP	DNP	DNP	DNP							
Jalyn Gramstad	1-2/0	1-2/0	DNP	DNP	DNP	DNP	DNP	DNP							
Mekhi Nelson	1-2/0	1-2/0	DNP	DNP	DNP	DNP	DNP	DNP							
Jaylen Lloyd	1-1/0	-	-	-	-	1-1/0	-	-							
Carter Nelson	1-0/0	-	-	-	-	1-0/0	-	-							

RECEIVING	No-Yds/TD	UTEP	COLO	UNI	ILL	PUR	RUT	IND	OSU	UCLA	USC	WIS	IOWA	B1G	BOWL
Jacory Barney Jr.	27-181/0	1-10/0	6-29/0	3-29/0	4-25/0	2-28/0	3-28/0	8-32/0							
Jahmal Banks	23-316/2	4-61/1	2-2/0	1-13/0	8-94/0	5-82/1	1-31/0	2-33/0							
Thomas Fidone II	20-218/0	3-1/0	1-13/0	2-13/0	2-46/0	3-39/0	3-15/0	6-91/0							
Isaiah Neyor	19-304/4	6-121/1	4-31/0	2-35/1	4-90/2	1-14/0	-	2-13/0							
Rahmir Johnson	19-165/1	-	8-49/1	2-28/0	2-14/0	1-15/0	3-40/0	3-19/0							
Emmett Johnson	11-109/0	1-5/0	-	3-43/0	-	3-48/0	1-7/0	3-6/0							
Jaylen Lloyd	9-217/0	-	1-36/0	1-59/0	1-17/0	1-25/0	2-44/0	3-36/0							
Carter Nelson	8-75/1	3-21/0	-	4-48/1	-	1-6/0	-	-							
Janiran Bonner	5-32/1	3-26/0	-	1-5/0	1-1/1	-	-	-							
Dante Dowdell	4-13/0	-	-	-	2-10/0	-	1--1/0	1-4/0							
Nate Boerkircher	1-25/0	-	1-25/0	-	-	-	-	-							
Luke Lindenmeyer	1-12/0	1-12/0	-	-	-	-	-	-							
Alex Bullock	1-12/0	1-12/0	-	-	-	-	-	-							
Roman Mangini	1-11/0	1-11/0	DNP	-	DNP	-	DNP	DNP							
Heinrich Haarberg	1-8/0	-	DNP	1-8/0	-	-	-	-							
Keelan Smith	1-4/0	1-4/0	DNP	DNP	DNP	DNP	DNP	DNP							

PASSING

#15 Dylan Raiola	Comp	Att	Int	Pct	Yards	TD	Long	Sacked	Effic.
UTEP	19	27	0	70.4	238	2	59	1-6	168.9
Colorado	23	30	0	76.7	185	1	36	0-0	139.5
UNI	17	23	1	73.9	247	2	59	0-0	184.1
Illinois	24	35	1	68.6	297	3	44	5-46	162.4
Purdue	17	27	0	63.0	257	1	27	1-8	155.1
Rutgers	13	27	1	48.1	134	0	36	4-33	82.4
Indiana	28	44	3	63.6	234	0	28	2-11	94.7
Totals	141	213	6	66.2	1592	9	59	14-113	137.3

#10 Heinrich Haarberg	Comp	Att	Int	Pct	Yards	TD	Long	Sacked	Effic.
UTEP	5	5	0	100.0	35	0	12	0-0	158.8
UNI	3	3	0	100.0	34	0	24	0-0	195.2
Indiana	0	2	0	0.0	0	0	0	0-0	0.0
Totals	8	10	0	80.0	69	0	24	0-0	138.0

#19 Jalyn Gramstad	Comp	Att	Int	Pct	Yards	TD	Long	Sacked	Effic.
UTEP	1	3	0	33.3	11	0	11	0-0	64.1
Totals	1	3	0	33.3	11	0	11	0-0	64.1

#13 Brian Buschini	Comp	Att	Int	Pct	Yards	TD	Long	Sacked	Effic.
Rutgers	1	1	0	100.0	30	0	30	0-0	352.0
Totals	1	1	0	100.0	30	0	30	0-0	352.0

PUNT RETURNS	No-Yds/TD	UTEP	COLO	UNI	ILL	PUR	RUT	IND	OSU	UCLA	USC	WIS	IOWA	B1G	BOWL
Isaiah Garcia-Castaneda	10-57	3-25	2-16	1-2	-	3-9	-	1-5							

KO RETURNS	No-Yds/TD	UTEP	COLO	UNI	ILL	PUR	RUT	IND	OSU	UCLA	USC	WIS	IOWA	B1G	BOWL
Jacory Barney Jr.	9-164	3-75	2-35	-	1-26	1-8	-	2-20							
Rahmir Johnson	2-29	-	-	-	-	-	2-29	-							
Emmett Johnson	2-24	-	-	-	-	-	-	2-24							
Kwinten Ives	1-40	-	DNP	DNP	DNP	DNP	-	1-40							
Barret Liebentritt	1-8	-	-	-	-	-	-	1-8							

DEFENSIVE STATISTICS

NAME	GP	-----TACKLES-----			TFL-YDS	-SACKS-	---PASS DEF---			---FUMBLES---		BLKD	
		SOLO	AST	TOTAL			NO-YARDS	INT-YDS	BRUP	QBH	RCV-YDS	FF	KICK
2 Isaac Gifford	7	17	23	40	3-6	.	.	1	1
5 John Bullock	7	18	18	36	5-11	2-3	1-35	3	2	.	1	.	.
42 Mikai Gbayor	7	14	20	34	4.5-14	1-9	.	1	2	1-0	.	.	.
8 DeShon Singleton	7	21	11	32	1-1	.	.	1	.	1-0	.	.	.
7 Malcolm Hartzog Jr.	7	18	7	25	.	.	3-41	3
15 Ceyair Wright	7	18	4	22	1-5	1-5	1-0	5	1	.	1	.	.
56 Stefon Thompson	6	3	14	17	.	.	.	1
3 Marques Buford Jr.	7	10	7	17	.	.	1-4	5
9 Ty Robinson	7	11	5	16	6-35	4-31	.	3	2	.	.	1	1
0 Nash Hutmacher	7	10	6	16	3-16	2-15	.	.	1
6 Tommi Hill	5	9	7	16	.	.	1-7
48 MJ Sherman	7	8	6	14	2.5-19	2.5-19	.	.	4
33 Javin Wright	3	6	5	11
11 Cameron Lenhardt	7	4	7	11	2-5	0.5-3	.	.	2
90 James Williams	7	7	4	11	4.5-25	4-23	.	.	4
1 Vincent Shavers Jr.	7	7	3	10
10 Jimari Butler	6	5	4	9	2.5-7	1-2	.	.	3	1-0	.	.	.
18 Princewill Umanmielen	7	5	4	9	2.5-12	0.5-3	.	1	2
31 Mario Buford	6	5	2	7	.	.	.	1
97 Keona Davis	7	4	2	6	1-1
16 Elijah Jeudy	7	3	2	5	1.5-3
25 Jeremiah Charles	7	1	4	5	.	.	.	1
32 Rahmir Stewart	4	3	2	5	.	.	1-18
17 Willis McGahee IV	6	3	2	5	1-8	1-8	.	.	1	.	1	.	.
24 Derek Branch	6	1	3	4	0.5-1	.	.	1
58 Mason Goldman	3	3	1	4	1-4	1-4
93 Kai Wallin	7	.	4	4	0.5-6	0.5-6
13 Brian Buschini	7	3	.	3
26 Koby Bretz	5	3	.	3	1-1
47 Gage Stenger	6	2	1	3
99 Dylan Parrott	7	1	1	2
50 Noah Bustard	1	.	2	2
14 Amare Sanders	3	1	1	2	.	.	.	1
14 Rahmir Johnson	7	1	.	1
87 Nate Boerkircher	7	1	.	1
59 Grant Buda	1	.	1	1
39 Taveon Thompson	2	1	.	1
21 Emmett Johnson	7	1	.	1
54 Jacob Bower	6	.	1	1
55 Vincent Jackson	7	.	1	1
92 Sua Lefotu	2	.	1	1
22 Maverick Noonan	2	1	.	1	1-5
52 Dylan Rogers	4	.	1	1
81 Ismael Smith Flores	2	1	.	1	1-4
44 Riley Van Poppel	3	1	.	1
17 Jacory Barney Jr.	7	1	.	1
94 Aidan Flege	5	1	.	1
90 John Hohl	7	1	.	1
37 Donovan Jones	1	.	1	1
Totals	7	234	188	422	46-189	21-131	8-105	28	25	3-0	3	1	1
Opponents	7	282	180	462	36-158	14-113	6-107	20	17	3-0	6	5	0

SPECIAL TEAM TACKLES	UA-A	UTEP	COLO	UNI	ILL	PUR	RUT	IND	OSU	UCLA	USC	WIS IOWA	BIG
Ceyair Wright	4-1/5	-	1-0/1	-	1-1/2	-	0-1/1	2-0/2					
Vincent Shavers Jr.	4-0/4	1-0/1	-	2-0/2	1-0/1	-	-	-					
Brian Buschini	3-1/4				1-1/2	2-0/2	-	-					
Gage Stenger	2-1/3	1-0/1	-	-	1-1/2	-	-	-					
Isaac Gifford	0-3/3	-	0-2/2	-	-	-	0-1/1	-					
Mikai Gbayor	1-1/2	-	1-0/1	-	-	-	0-1/1	-					
Taveon Thompson	1-0/1	1-0/1	-	-	-	-	-	-					
Aidan Flege	1-0/1	1-0/1	-	-	-	-	-	-					
DeShon Singleton	1-0/1	-	1-0/1	-	-	-	-	-					
John Hohl	1-0/1	-	1-0/1	-	-	-	-	-					
Koby Bretz	1-0/1	-	-	1-0/1	-	-	-	-					
Jeremiah Charles	0-1/1	-	0-1/1	-	-	-	-	-					
Dylan Rogers	0-1/1	-	0-1/1	-	-	-	-	-					
Nate Boerkircher	1-0/1	-	-	-	-	-	1-0/1	-					
Malcolm Hartzog Jr.	0-1/1	-	-	-	-	-	0-1/1	-					



TEAM GAME BY GAME

DATE	OPPONENT	RUSHING				RECEIVING				PASSING				KICK RET.				PUNT RET.				TOTAL OFF.		
		NO.	YDS	TD	LG	NO.	YDS	TD	LG	CMP	ATT	INT	YDS	TD	LG	NO	YDS	TD	LG	NO	YDS		TD	LG
8/31/24	UTEP	47	223	3	42	25	284	2	59	25	36	0	284	2	59	3	75	0	35	3	25	0	13	507
9/7/24	Colorado	35	149	2	21	23	185	1	36	23	30	0	185	1	36	2	35	0	19	2	16	0	12	334
9/14/24	UNI	22	142	2	38	20	281	2	59	20	26	1	281	2	59	0	0	0	0	1	2	0	2	423
9/20/24	Illinois	33	48	0	14	24	297	3	44	24	35	1	297	3	44	1	26	0	26	0	0	0	0	345
9/28/24	at Purdue	32	161	2	31	17	257	1	27	17	27	0	257	1	27	1	8	0	8	3	9	0	8	418
10/5/24	Rutgers	42	97	2	18	14	164	0	36	14	28	1	164	0	36	2	29	0	17	0	0	0	0	261
10/19/24	at Indiana	29	70	1	13	28	234	0	28	28	46	3	234	0	28	6	92	0	40	1	5	0	5	304
	Nebraska	240	890	12	42	151	1702	9	59	151	228	6	1702	9	59	15	265	0	40	10	57	0	13	2592
	Opponents	220	720	5	43	133	1410	11	43	133	217	8	1410	11	43	13	269	0	61	13	150	0	37	2130

DATE	OPPONENT	TACKLES				SACKS	FUMBLE		INT-YDS	QBH	PBU	BLKD KICK	KICKS			PTS OFF	
		SOL	AST	TOT	TFL-YDS		NO-YDS	FF					FR-YDS	ATT-MAD	RUN	RCV	SAF
8/31/24	UTEP	31	22	53	9.0-28	2-9	0	0-0	2-18	0	2	0	5-5	0	0	1	7
9/7/24	Colorado	37	16	53	10.0-49	6-41	1	1-0	1-7	10	4	1	4-4	0	0	0	7
9/14/24	UNI	24	52	76	3.0-4	1-1	0	0-0	1-15	6	6	0	4-4	0	0	0	3
9/20/24	Illinois	38	32	70	2.0-7	2-7	2	2-0	0-0	2	1	0	3-3	0	0	0	7
9/28/24	at Purdue	37	18	55	9.0-51	5-35	0	0-0	1-35	0	3	0	4-4	0	0	0	7
10/5/24	Rutgers	33	24	57	9.0-36	4-29	0	0-0	2-4	7	9	0	2-2	0	0	0	7
10/19/24	at Indiana	36	20	56	4.0-14	1-9	0	0-0	1-26	0	3	0	1-1	0	0	0	0
	Nebraska	234	188	422	46.0-189	21-131	3	3-0	8-105	25	28	1	23-23	0	0	1	38
	Opponents	282	180	462	36.0-158	14-113	6	3-0	6-107	17	20	5	16-16	0	0	0	28

DATE	OPPONENT	PUNTING									FIELD GOALS			KICKOFFS				
		NO	YDS	AVG	LG	BLK	TB	FC	50+	120	ATT-MADE	LG	BLKD	NO	YDS	AVG	TB	OB
8/31/24	UTEP	2	97	48.5	53	0	0	1	1	1	1-1	20	0	7	424	60.6	2	1
9/7/24	Colorado	7	295	42.1	60	1	1	1	2	3	0-1	0	0	5	286	57.2	1	0
9/14/24	UNI	0	0	0.0	0	0	0	0	0	0	2-2	31	0	7	430	61.4	3	0
9/20/24	Illinois	3	151	50.3	53	0	0	0	2	0	1-2	21	0	5	310	62.0	2	0
9/28/24	at Purdue	3	103	34.3	39	0	1	1	0	2	0-3	0	2	5	324	64.8	4	0
10/5/24	Rutgers	8	290	36.3	69	2	0	1	2	2	0-0	0	0	3	193	64.3	2	0
10/19/24	at Indiana	3	123	41.0	52	0	0	0	1	0	0-0	0	0	2	117	58.5	0	0
	Nebraska	26	1059	40.7	69	3	2	4	8	8	4-9	31	2	34	2084	61.3	14	1
	Opponents	28	1125	40.2	54	0	2	6	1	8	4-8	45	1	28	1617	57.8	10	1



OPPONENT GAME BY GAME

DATE	OPPONENT	----RUSHING----				----RECEIVING----				-----PASSING-----				----KICK RET----				----PUNT RET----				TOTAL OFF.		
		NO.	YDS	TD	LG	NO.	YDS	TD	LG	CMP	ATT	INT	YDS	TD	LG	NO	YDS	TD	LG	NO	YDS		TD	LG
8/31/24	UTEP	24	56	0	13	16	149	1	38	16	26	2	149	1	38	3	48	0	18	1	29	0	29	205
9/7/24	Colorado	22	16	0	17	23	244	1	30	23	40	1	244	1	30	3	99	0	61	3	14	0	14	260
9/14/24	UNI	39	139	0	11	16	162	0	21	16	32	1	162	0	21	3	36	0	26	0	0	0	0	301
9/20/24	Illinois	39	166	0	21	21	215	4	29	21	27	0	215	4	29	3	59	0	24	3	60	0	37	381
9/28/24	at Purdue	31	50	0	13	18	174	1	19	18	25	1	174	1	19	1	27	0	22	0	0	0	0	224
10/5/24	Rutgers	32	78	0	17	15	186	1	43	15	37	2	186	1	43	0	0	0	0	3	27	0	15	264
10/19/24	at Indiana	33	215	5	43	24	280	3	36	24	30	1	280	3	36	0	0	0	0	2	20	0	20	495
	Opponents	220	720	5	43	133	1410	11	43	133	217	8	1410	11	43	13	269	0	61	13	150	0	37	2130
	Nebraska	240	890	12	42	151	1702	9	59	151	228	6	1702	9	59	15	265	0	40	10	57	0	13	2592

DATE	OPPONENT	-----TACKLES-----				---SACKS---		---FUMBLE---		INT-YDS	QBH	PBU	BLKD KICK	---KICKS---XPTS-----			PTS OFF	
		SOL	AST	TOT	TFL-YDS	NO-YDS	FF	FR-YDS	ATT-MAD					RUN	RCV	SAF	TO	
8/31/24	UTEP	52	42	94	3.0-8	1-6	1	1-0	0-0	2	2	0	1-1	0	0	0	0	
9/7/24	Colorado	45	18	63	7.0-18	0-0	0	0-0	0-0	4	2	1	1-1	0	0	0	0	
9/14/24	UNI	29	14	43	2.0-4	0-0	0	0-0	1-0	1	2	0	0-0	0	0	0	0	
9/20/24	Illinois	35	30	65	8.0-58	6-55	3	0-0	1-0	2	4	0	4-4	0	0	0	0	
9/28/24	at Purdue	34	26	60	2.0-10	1-8	0	0-0	0-0	3	3	2	1-1	0	0	0	0	
10/5/24	Rutgers	42	20	62	7.0-36	4-33	0	0-0	1-23	3	5	2	1-1	0	0	0	0	
10/19/24	at Indiana	45	30	75	7.0-24	2-11	2	2-0	3-84	2	2	0	8-8	0	0	0	28	
	Opponents	282	180	462	36.0-158	14-113	6	3-0	6-107	17	20	5	16-16	0	0	0	28	
	Nebraska	234	188	422	46.0-189	21-131	3	3-0	8-105	25	28	1	23-23	0	0	1	38	

DATE	OPPONENT	-----PUNTING-----										----FIELD GOALS----			-----KICKOFFS-----				
		NO	YDS	AVG	LG	BLK	TB	FC	50+	120	ATT-MADE	LG	BLKD	NO	YDS	AVG	TB	OB	
8/31/24	UTEP	2	97	48.5	53	0	0	1	1	1	1-1	20	0	7	424	60.6	2	1	
9/7/24	Colorado	5	220	44.0	54	0	0	1	1	2	1-3	27	1	3	169	56.3	0	0	
9/14/24	UNI	4	134	33.5	36	0	0	1	0	1	1-1	31	0	2	130	65.0	2	0	
9/20/24	Illinois	2	74	37.0	41	0	0	1	0	2	1-1	26	0	5	323	64.6	4	0	
9/28/24	at Purdue	6	258	43.0	49	0	0	1	0	0	1-2	45	0	3	165	55.0	1	0	
10/5/24	Rutgers	4	172	43.0	44	0	2	0	0	2	0-1	0	0	2	118	59.0	0	0	
10/19/24	at Indiana	1	32	32.0	32	0	0	0	0	0	0-0	0	0	9	531	59.0	2	1	
	Opponents	28	1125	40.2	54	0	2	6	1	8	4-8	45	1	28	1617	57.8	10	1	
	Nebraska	26	1059	40.7	69	3	2	4	8	8	4-9	31	2	34	2084	61.3	14	1	



TEAM COMPARISON

OPPONENT	SCORE	1ST DNS (RUN/PASS/PEN.)	RUSHING	PASSING	PASS YDS	TOTAL OFFENSE	RET YDS	T/O
UTEP	40-7	30/12 (11/5; 14/7; 5/0)	47-223/24-56	25-36-0 /16-26-2	284/149	83-507/50-205	118/77	1/2
Colorado	28-10	22/15 (10/3; 7/11; 5/1)	35-149/22-16	23-30-0/23-40-1	185/244	65-334/62-260	58/113	0/2
UNI	34-3	22/18 (7/6; 13/9; 2/3)	22-142/39-139	20-26-1/16-32-1	281/162	48-423/71-301	17/36	1/1
Illinois	24-31	20/25 (7/9; 13/11; 0/5)	33-48/39-166	24-35-1/21-27-0	297/215	68-345/66-381	26/119	1/2
at Purdue	28-10	26/12 (6/4; 12/8; 8/0)	32-161/31-50	17-27-0/18-25-1	257/174	59-418/56-224	52/27	0/1
Rutgers	14-7	15/18 (10/6; 5/9; 0/3)	42-97/32-78	14-28-1/15-37-2	164/186	70-261/69-264	33/50	1/2
Indiana	7-56	20/24 (8/9; 10/12; 2/3)	29-70/33-215	28-46-3/24-30-1	234/280	75-304/63-495	123/104	5/1
Totals	175-124	155/124 (59/42; 74/67; 22/15)	240-890/220-720	151-228-6/133-217-8	1702/1410	468-2592/437-2130	427/526	9/11

Note: Game totals are displayed in the format NEBRASKA/OPPONENT for each category

OPPONENT	3RD DOWN	4TH DOWN	TIME POSS	MARGIN	YDS/RUSH	YDS/PASS	YDS/PLAY	PUNTING	PENALTIES	SACKS
UTEP	11-17/3-10	0-2/0-0	38:32/21:28	17:04	4.7/2.3	7.9/5.7	6.1/4.1	2-48.5/6-39.2	3-35.0/9-76.0	2/1
Colorado	3-12/4-14	0-0/1-3	35:21/24:39	10:42	4.3/0.7	6.2/6.1	5.1/4.2	7-42.1/5-44.0	12-105.0/9-104.0	6/0
UNI	4-7/6-16	0-1/2-4	21:53/38:07	-16:14	6.5/3.6	10.8/5.1	8.8/4.2	0-0.0/4-33.5	4-44.0/9-95.0	1/0
Illinois	8-15/7-13	0-1/2-3	30:21/29:39	00:42	1.5/4.3	8.5/8.0	5.1/5.8	3-50.3/2-37.0	10-89.0/3-20.0	2/6
at Purdue	1-8/7-15	1-1/0-0	30:18/29:42	00:36	5.0/1.6	9.5/7.0	7.1/4.0	3-34.3/6-43.0	11-94.0/13-165.0	5/1
Rutgers	7-19/2-14	3-3/2-6	31:35/28:25	03:10	2.3/2.4	5.9/5.0	3.7/3.8	8-36.3/4-43.0	7-37.0/4-28.0	4/4
Indiana	7-16/5-9	0-5/1-2	32:08/27:52	04:16	2.4/6.5	5.1/9.3	4.1/7.9	3-41.0/1-32.0	6-47.0/4-46.0	1/2
Totals	41-94/34-91	4-13/8-18	220:08/199:52	20:16	3.7/3.3	7.5/6.5	5.5/4.9	26-40.7/28-40.2	53-451.0 /51-534.0	21/14

Note: Game totals are displayed in the format NEBRASKA/OPPONENT for each category

NEBRASKA RED ZONE CHART

NEBRASKA INSIDE OPPONENT RED-ZONE

DATE	OPPONENT	SCORE	TIMES		PTS	TOTAL RUSH PASS			-----FGs-----		----- FAILED TO SCORE INSIDE RZ -----				
			IN RZ	SCORED		TDS	TDS	TDS	MADE	MISS	DOWN	INT	FUMB	HALF	GAME
8/31/24	UTEP	W, 40-7	5	4	24	3	3	0	1	1	0	0	1	0	0
9/7/24	Colorado	W, 28-10	5	3	21	3	2	1	0	1	0	0	0	0	1
9/14/24	UNI	W, 34-3	4	4	20	2	1	1	2	2	0	0	0	0	0
9/20/24	Illinois	L, 24-31	4	4	24	3	0	3	1	1	0	0	0	0	0
9/28/24	at Purdue	W, 28-10	4	2	14	2	1	1	0	2	0	0	0	0	0
10/5/24	Rutgers	W, 14-7	2	2	14	2	2	0	0	0	0	0	0	0	0
10/19/24	at Indiana	L, 7-56	4	1	7	1	1	0	0	0	0	1	2	0	0
Totals 20 of 28 (71.4%)			28	20	124	16	10	6	4	7	0	1	3	0	1

OPPONENT INSIDE NEBRASKA RED-ZONE

DATE	OPPONENT	SCORE	TIMES		PTS	TOTAL RUSH PASS			-----FGs-----		----- FAILED TO SCORE INSIDE RZ -----				
			IN RZ	SCORED		TDS	TDS	TDS	MADE	MISS	DOWN	INT	FUMB	HALF	GAME
8/31/24	UTEP	W, 40-7	0	0	0	0	0	0	0	0	0	0	0	0	0
9/7/24	Colorado	W, 28-10	3	2	10	1	0	1	1	2	0	0	0	0	0
9/14/24	UNI	W, 34-3	2	1	3	0	0	0	1	1	1	0	0	0	0
9/20/24	Illinois	L, 24-31	4	4	24	3	0	3	1	1	0	0	0	0	0
9/28/24	Purdue	W, 28-10	2	1	7	1	0	1	0	1	0	0	0	0	0
10/5/24	Rutgers	W, 14-7	2	1	7	1	0	1	0	0	1	0	0	0	0
10/19/24	Indiana	L, 7-56	7	7	49	7	4	3	0	0	0	0	0	0	0
Totals 16 of 20 (80.0%)			20	16	100	13	4	9	3	5	2	0	0	0	0

NEBRASKA & OPPONENT LONG PLAYS & DRIVE INFORMATION

LONG SEASON PLAYS (20 OR MORE YARDS)

	[-----NEBRASKA-----]				[-----OPPONENT-----]			
	RUSH	PASS	RET	TOT	RUSH	PASS	RET	TOT
UTEP	1	2	2	5	0	2	1	3
Colorado	1	2	0	3	0	4	2	6
Northern Iowa	2	3	0	5	0	1	1	2
Illinois	0	5	1	6	2	2	2	6
at Purdue	2	5	1	8	0	0	1	1
Rutgers	0	4	0	4	0	1	1	2
Indiana	0	3	3	6	4	3	2	9
TOTALS	6	24	7	37	6	13	10	29

LONG DRIVE SUPERLATIVES

	NEBRASKA	OPPONENT
Most Yards (Result)	86 vs. Colorado (TD)	88 at Indiana (TD)
Most Plays (Result)	19 vs. Illinois (FG)	16 vs. UNI (FG)
Most Time (Result)	9:26 vs. UTEP (FG)	10:08 vs. UNI (FG)

NEBRASKA LONG PLAYS (37; 6 RUNS; 24 PASSES; 7 RETURNS)

YDS	OPPONENT	PLAY	RESULT
59	UTEP	Pass (Raiola-Neyor)	Touchdown
59	UNI	Pass (Raiola-Lloyd)	1st-10
44	Illinois	Pass (Raiola-Neyor)	1st-10
42	UTEP	Rush (E. Johnson)	1st-Goal
40	Indiana	KOR (Ives)	1st-10
38	UNI	Rush (Dowdell)	1st-10
36	UNI	Rush (E. Johnson)	Touchdown
36	Colorado	Pass (Raiola-Lloyd)	1st-Goal
36	Rutgers	Pass (Raiola-R. Johnson)	1st-10
35	UTEP	KOR (Barney Jr.)	1st-10
35	Purdue	IR (Bullock)	Touchdown
31	Purdue	Rush (Barney Jr.)	1st-10
31	Rutgers	Pass (Raiola-Banks)	1st-10
30	Rutgers	Pass (Buschini-Lloyd)	1st-10
29	Illinois	Pass (Raiola-Fidone)	1st-Goal
29	Illinois	Pass (Raiola-Neyor)	1st-10
28	Rutgers	Pass (Raiola-Barney)	1st-10
28	Indiana	Pass (Raiola-Fidone)	1st-10
27	Purdue	Pass (Raiola-Banks)	1st-10
27	Illinois	Pass (Raiola-Banks)	1st-10
27	Purdue	Pass (Raiola-E. Johnson)	1st-10
26	Illinois	KOR (Barney)	1st-10
26	Purdue	Pass (Raiola-Banks)	1st-10
26	Indiana	IR (Hartzog)	1st-10
25	Indiana	Pass (Raiola-Fidone)	1st-10
25	Purdue	Pass (Raiola-Lloyd)	1st-10
25	Purdue	Rush (Barney Jr.)	Touchdown
25	Colorado	Pass (Raiola-Boerkircher)	1st-10
24	UNI	Pass (Raiola-Nelson)	Touchdown
24	UNI	Pass (Haarberg-E. Johnson)	1st-10
23	Indiana	Pass (Raiola-Fidone)	1st-10
21	UTEP	Pass (Raiola-Banks)	Touchdown
21	UTEP	KOR (Barney Jr.)	1st-10
21	Colorado	Rush (Barney Jr.)	1st-10
21	Illinois	Pass (Raiola-Barney)	1st-10
20	Purdue	Pass (Raiola-Fidone)	1st-10
20	Indiana	KOR (Barney)	1st-10

OPPONENT LONG PLAYS (29; 6 RUNS; 13 PASSES; 10 RETURNS)

YDS	OPPONENT	PLAY	RESULT
78	Indiana	IR (Asbury)	1st-10
61	Colorado	KOR (Horn Jr.)	1st-10
43	Indiana	Rush (Ellison)	1st-10
43	Rutgers	Pass (Kaliakmanis-Black)	1st-10
38	UTEP	Pass (Locklear-Thomas)	Touchdown
37	Illinois	PR (Beaty)	1st-10
36	Indiana	Pass (Rourke-Cooper Jr.)	1st-Goal
35	Indiana	Pass (Jackson-Lawson)	1st-10
32	UNI	KOR (Pettinger)	1st-10
31	Indiana	Rush (Ellison)	Touchdown
30	Colorado	Pass (Sanders-Sheppard)	1st-Goal
29	Purdue	KOR (Jackson)	1st-10
29	UTEP	PR (Thomas)	1st-10
29	Illinois	Pass (Altmyer-Arkin)	1st-10
29	Indiana	Rush (Lawson)	1st-10
28	Indiana	Pass (Rourke-Sarratt)	1st-10
28	Colorado	Pass (Sanders-Hunter)	1st-10
27	Illinois	Pass (Altmyer-Bryant)	Touchdown
24	Illinois	KOR (Wilcher)	1st-10
23	Rutgers	INT (Dixon)	1st-10
22	Indiana	Pass (Rourke-Sarratt)	1st-10
21	UTEP	Pass (Locklear-Smith)	1st-10
21	Colorado	Pass (Sanders-Hayden)	1st-10
21	Colorado	Pass (Sanders-Hunter)	1st-10
21	UNI	Pass (Schecklman-Morancy)	1st-10
20	Colorado	KOR (Horn Jr.)	1st-10
21	Illinois	Rush (Laughery)	1st-10
21	Illinois	Rush (Feagin)	1st-Goal
20	Indiana	PR (Price)	1st-10

GAME-OPENING DRIVES

OPPONENT	[-----NEBRASKA-----]			[-----OPPONENT-----]		
	PTS.	1ST DWN	YDS	PTS.	1ST DWN	YDS
UTEP	7	5	72	0	0	9
Colorado	7	4	49	0	0	-9
UNI	7	5	75	3	4	62
Illinois	0	1	20	7	3	78
at Purdue	0	2	41	0	0	2
Rutgers	0	2	29	0	2	41
at Indiana	0	1	12	7	2	75

SECOND-HALF OPENING DRIVES

OPPONENT	[-----NEBRASKA-----]			[-----OPPONENT-----]		
	PTS.	1ST DWN	YDS	PTS.	1ST DWN	YDS
UTEP	7	6	73	0	2	16
Colorado	0	0	6	3	2	49
UNI	3	3	68	0	3	46
Illinois	0	1	29	0	2	37
at Purdue	7	4	70	3	3	55
Rutgers	0	2	26	0	2	30
at Indiana	0	4	60	7	1	19



NEBRASKA & OPPONENT SCORING DRIVES, MISCELLANEOUS STATS

SCORING DRIVES

GAME	SCORING DRIVES		[----TIME----]		[---PLAYS---		5 OR LESS	1 OR 0
	TOT	AVG.	TOT	AVG.	TOT	AVG.		
UTEP	6	26:30	4:25	59	9.8		1	0
Colorado	4	3:22	0:50	19	4.8		2	1
Northern Iowa	6	20:08	3:21	42	7.0		1	0
Illinois	4	15:52	3:58	36	9.0		2	0
at Purdue	4	12:20	3:05	25	6.3		1	1
Rutgers	2	6:00	3:00	14	7.0		0	0
at Indiana	1	5:57	5:57	13	13.0		0	0
TOTAL	27	95:40	3:32	208	7.7		7	2
OPPONENTS	20	63:16	3:09	148	7.4		7	0

NEBRASKA POINTS OFF TURNOVERS

GAME	TOs GAINED	TD	FG-FGA	PTS.	(NU FUM./LOST, INT)
UTEP	2 (0/0 F/L, 2 INT)	1	0-0	7	1 (1/1 F/L, 0 INT)
Colorado	2 (2/1 F/L, 1 INT)	1	0-0	7	0 (0/0 F/L, 0 INT)
Northern Iowa	1 (2/0 F/L, 1 INT)	0	1-1	3	1 (0/0 F/L, 1 INT)
Illinois	2 (2/2 F/L, 0 INT)	1	0-1	7	1 (3/0 F/L, 1 INT)
at Purdue	1 (0/0, F/L, 1 INT)	1	0-0	7	0 (0/0, F/L, 0 INT)
Rutgers	2 (0/0, F/L, 2 INT)	1	0-0	7	1 (0/0, F/L, 1 INT)
at Indiana	1 (0/0 F/L, 1 INT)	0	0-0	0	5 (3/2 F/L, 3 INT)
TOTAL	11 (6/3 F/L, 8 INT)	5	1-2	38	9 (7/3 F/L, 6 INT)
OPPONENTS	9 (3/2 F/L, 6 INT)	4	0-0	28	11 (6/3 F/L, 8 INT)

PENALTY NUMBERS

GAME	NU PEN.-YDS.	OPP. PEN.-YDS
UTEP	3-35	9-76
Colorado	12-105	9-104
Northern Iowa	4-44	9-95
Illinois	10-89	3-20
at Purdue	11-94	13-165
Rutgers	7-37	4-28
at Indiana	6-47	4-46
TOTALS (AVG/PENALTY)	53-451 (8.5)	51-534 (10.5)
AVG/GAME	7.6-64.4	7.3-76.3

STARTING FIELD POSITION*

GAME	NU AVG. START	OPP. AVG. START	NU DIFF.
	(yards/drives/in 20/past 50)	(yards/drives/in 20/past 50)	
UTEP	35.4 (389/11/1/3)	24.5 (270/11/3/0)	10.9
Colorado	33.8 (406/12/3/3)	26.2 (340/13/2/1)	7.6
Northern Iowa	24.4 (220/9/3/1)	24.8 (223/9/1/0)	-0.4
Illinois	27.8 (278/10/1/1)	27.6 (276/10/1/0)	0.2
at Purdue	31.4 (314/10/0/0)	23.3 (256/11/3/0)	8.1
Rutgers	26.5 (315/12/3/2)	38.7 (426/11/2/2)	-12.2
at Indiana	25.7 (283/11/2/0)	43.3 (520/12/2/5)	-17.6
TOTAL	29.4 (2205/75/13/10)	30.0 (2311/77/14/8)	-0.6

*does not include drives with time of 0:00 (i.e. defensive and special teams touchdowns, end of half turnovers, overtime, etc.)

NEBRASKA SCORING DRIVES

OPPONENT	PLAYS	YDS	TIME	SCORE	QTR./TIME	PLAY
UTEP	12	72	5:54	7-0	1st/9:00	Dowdell 5-yd rush
UTEP	0	0	0:00	9-7	2nd/10:29	Robinson safety
UTEP	2	59	0:18	16-7	2nd/10:04	Neyer 59-yd pass from Raiola
UTEP	8	63	3:45	23-7	2nd/5:34	Ervin 2-yd rush
UTEP	9	59	2:03	30-7	2nd/0:02	Banks 21-yd pass from Raiola
UTEP	11	73	5:04	37-7	3rd/5:04	Ervin 1-yd rush
UTEP	17	87	9:22	40-7	4th/9:22	Alvano 20-yd FG
Colorado	7	49	3:22	7-0	1st/10:34	Dowdell 12-yd rush
Colorado	0	0	0:00	14-0	1st/5:46	Hill 7-yd interception return
Colorado	9	86	4:46	21-0	2nd/6:44	Dowdell 1-yd rush
Colorado	3	70	0:45	28-0	2nd/0:40	Johnson 18-yd pass from Raiola
UNI	8	75	3:20	7-0	1st/11:40	Nelson 24-yd pass from Raiola
UNI	7	75	3:08	14-3	2nd/13:04	Neyer 18-yd pass from Raiola
UNI	4	80	2:05	21-3	2nd/6:51	Barney Jr. 10-yd rush
UNI	9	68	3:31	24-3	3rd/6:17	Alvano 32-yd FG
UNI	6	33	3:11	27-3	3rd/0:43	Alvano 21-yd FG
UNI	8	80	4:33	34-3	4th/4:31	E. Johnson 36-yd rush
Illinois	18	72	8:39	3-7	1st/3:15	Hohl 21-yd FG
Illinois	4	37	2:09	10-3	1st/0:32	Neyer 6-yd pass from Raiola
Illinois	8	70	3:06	17-10	2nd/0:15	Neyer 11-yd pass from Raiola
Illinois	5	75	1:58	24-17	4th/14:57	Bonner 1-yd pass from Raiola
Purdue	9	70	3:53	7-3	3rd/2:49	Banks 6-yd pass from Raiola
Purdue	10	63	5:30	14-3	4th/10:34	Dowdell 1-yd rush
Purdue	6	57	2:57	21-3	4th/6:13	Barney Jr. 25-yd rush
Purdue	0	0	0:00	28-3	4th/5:38	J. Bullock 35-yd interception return
Rutgers	7	75	3:28	7-0	1st/3:09	Dowdell 1-yd rush
Rutgers	7	72	2:32	14-0	2nd/1:48	Bonner 11-yd rush
Indiana	13	75	5:57	7-13	2nd/7:40	Barney 7-yd rush

OPPONENT SCORING DRIVES

OPPONENT	PLAYS	YDS	TIME	SCORE	QTR./TIME	PLAY
UTEP	3	63	0:42	7-7	1st/2:24	Thomas 38-yd pass from Locklear
Colorado	8	49	2:46	3-28	3rd/10:38	Mata 27-yd FG
Colorado	6	58	2:04	10-28	4th/8:45	Wester 5-yd pass from Sanders
UNI	16	62	10:08	3-7	1st/1:32	Palmer 31-yd FG
Illinois	6	78	2:08	0-7	1st/11:54	Bryant 27-yd pass from Altmeyer
Illinois	8	62	3:48	10-10	2nd/11:37	Olano 26-yd FG
Illinois	11	57	5:00	17-17	3rd/1:55	Arkin 3-yd pass from Altmeyer
Illinois	8	75	4:21	24-24	4th/10:36	Henderson 6-yd pass from Altmeyer
Illinois	2	25	0:00	31-24	OT	Bryant 4-yd pass from Altmeyer
Purdue	13	55	8:08	3-0	3rd/6:42	Porath 45-yd FG
Purdue	12	75	4:09	10-28	4th/1:29	Smith 12-yd pass from Card
Rutgers	9	50	3:40	7-14	4th/4:08	Black 11-yd pass from Kaliakmanis
Indiana	8	75	5:25	7-0	1st/9:05	Ellison 5-yd rush
Indiana	6	88	2:19	14-0	2nd/13:37	Price 7-yd pass from Roarke
Indiana	10	75	3:53	21-7	2nd/3:47	Lawton 1-yd rush
Indiana	4	74	1:17	28-7	2nd/1:09	Ellison 31-yd rush
Indiana	3	19	1:10	35-7	3rd/6:25	Cross 2-yd pass from Jackson
Indiana	4	51	1:14	42-7	3rd/1:46	Sarratt 15-yd pass from Jackson
Indiana	4	43	13:01	49-7	4th/13:01	Black 10-yd rush
Indiana	5	19	2:28	56-7	4th/3:45	Green 1-yd rush

INDIVIDUAL CAREER/SEASON SUPERLATIVES

SEASON AND CAREER, MOST PASSING YARDS

PLAYER	2024	CAREER
Brian Buschini	30 vs. Rutgers	Same
Heinrich Haarberg	35 vs. UTEP	199 vs. Michigan, 2023
Jalyn Gramstad	11 vs. UTEP	397-% at Mount Mary '23
Dylan Raiola	297 vs. Illinois	Same

SEASON AND CAREER, LONGEST PASS

2024	CAREER
30 vs. Rutgers (Lloyd)	Same
24 vs. UTEP (E. Johnson)	72* vs. Purdue, '23 (Lloyd)
11 vs. UTEP (Mangini)	69 vs. Keiser, '22
59*, 59 vs. UTEP (Neyor), UNI (Lloyd)	Same

*-Indicates touchdown pass; %-at Northwestern (Iowa)

SEASON AND CAREER, MOST RECEIVING YARDS

PLAYER	2024	CAREER
Jahmal Banks	94 vs. Illinois	141-@, vs. Clemson
Jacory Barney Jr.	32 at Indiana	Same
Alex Bullock	12 vs. UTEP	56 at Minnesota, '23
Nate Boerkircher	25 vs. Colorado	33 at Colorado, '23
Janiran Bonner	26 vs. UTEP	Same
Malachi Coleman		44 vs. Northwestern, '23
Jaidyn Doss		16 vs. Purdue, '23
Dante Dowdell	10 vs. Illinois	same
Isaiah Garcia-Castaneda		120 at Northwestern, '22
Gabe Ervin Jr.		20 vs. Northern Illinois, '23
Thomas Fidone III	91 at Indiana	Same
Heinrich Haarberg	8 vs. UNI	10 at Minnesota, '23
Rahmir Johnson	49 vs. Colorado	105 Michigan, '21
Emmett Johnson	48 at Purdue	Same
Luke Lindenmeyer	12 vs. UTEP	Same
Jaylen Lloyd	59 vs. UNI	73 vs. Purdue, '23
Roman Mangini	11 vs. UTEP	Same
Maurice Mazzucca		13-! vs. Bloomsburg, '21
Carter Nelson	48 vs. UNI	Same
Isaiah Neyor	121 vs. UTEP	126-^ vs. Boise State '21
Keelan Smith	4 vs. UTEP	Same

SEASON AND CAREER, LONGEST CATCH

2024	CAREER
31 vs. Rutgers (Raiola)	48-@, vs. Missouri, '22
28 vs. Rutgers (Raiola)	Same
12 vs. UTEP (Haarberg)	34 * at Minnesota (Sims)
25 vs. Colorado (Raiola)	Same
14 vs. UTEP (Raiola)	Same
	44* vs. Northwestern (Haarberg)
	16 vs. Purdue (Haarberg)
6 vs. Illinois (Raiola)	Same
	75-& at New Mexico, 21
	12 vs. Northern Illinois (Haarberg)
29 vs. Illinois (Raiola)	29 * vs. La Tech (Haarberg); vs. Illinois (Raiola)
8 vs. UNI (Raiola)	Same
36 vs. Rutgers (Raiola)	43 Michigan, '21 (Martinez)
27 at Purdue (Raiola)	Same
12 vs. UTEP (Haarberg)	Same
59 vs. UNI (Raiola)	73* vs. Purdue (Haarberg)
11 vs. UTEP (Gramstad)	Same
	18-! vs. Bloomsburg, '21
24* vs. UNI (Raiola)	Same
59* vs. UTEP (Raiola)	74-^ vs. Boise State '21
4 vs. UTEP (Haarberg)	Same

*-Indicates touchdown scored &-at New Mexico State; @-Wake Forest; ^-Wyoming; #-Oregon; !-at Mercyhurst

SEASON AND CAREER, MOST RUSHING YARDS

PLAYER	2024	CAREER
Jahmal Banks		7-@ Pittsburgh, '23
Jacory Barney Jr.	66 at Purdue	Same
Janiran Bonner	11 vs. Rutgers	Same
Dante Dowdell	74 vs. Colorado	Same
Gabe Ervin Jr.	24 vs. UTEP	74 at Colorado, '23
Isaiah Garcia-Castaneda		6 vs. Kentucky, '21
Jalyn Gramstad	2 vs. UTEP	184 at Concordia, '22
Heinrich Haarberg	32 at Indiana	157 vs. Louisiana Tech, '23
Tommi Hill		-5 vs. Northern Illinois, '23
Kwinten Ives	4 vs. UTEP	
Emmett Johnson	71 vs. UTEP	84 vs. Maryland, '23
Rahmir Johnson	50 vs. UTEP	83 at Minnesota, '21
Daniel Kaelin		
Luke Lindenmeyer		-2 at Colorado, '23
Maurice Mazzucca	8 vs. UTEP	58-! at Mercyhurst, '21
Jaylen Lloyd		9 at Minnesota, '23
Carter Nelson		
Mekhi Nelson	2 vs. UTEP	Same
Isaiah Neyor	13 vs. Illinois	58-^ vs. New Mexico, '20
Dylan Raiola	13 vs. UNI	Same
Kenneth Williams	5 vs. UTEP	

SEASON AND CAREER, LONGEST RUN

2024	CAREER
31 at Purdue	7-@ Pittsburgh, '23
11* vs. Rutgers	Same
38 vs. UNI	Same
11 vs. UTEP	27 at Minnesota, '23
	6 & vs. Kentucky, '21
2 vs. UTEP	71 at Concordia, '22
13 at Indiana	72 * vs. Louisiana Tech, '23
	-5 vs. Northern Illinois, '23
5 vs. UTEP	Same
42 vs. UTEP	Same
18 vs. Rutgers	44 at Colorado, '23
5 vs. UTEP	-1 at Colorado, '23
	51-! at Mercyhurst, '21
	9 at Minnesota, '23
2 vs. UTEP	Same
13 vs. Illinois	58-^ vs. New Mexico, '20
15 vs. UNI	Same
5 vs. UTEP	

*-Indicates touchdown scored &-New Mexico State; @-Wake Forest; ^-Wyoming; #-Oregon; %-at Northwestern (Iowa); !-at Mercyhurst



INDIVIDUAL CAREER/SEASON SUPERLATIVES

SEASON AND CAREER, MOST TACKLES, TFLS AND SACKS

PLAYER	TACKLES (2024)	CAREER	TFL (2024)	CAREER	SACKS (2024)	CAREER
Dwight Bootle		2 vs. No. Illinois, '23		none		none
Jacob Bower	1 vs. UNI	Same		none		none
Derek Branch	2 vs. UNI	Same	0.5 vs. UNI	none		none
Kody Bretz	2 at Indiana	2 vs. Michigan, '23; at Indiana	1.0 at Indiana	none		none
Grant Buda	1 vs. UTEP	Same		none		none
Mario Buford	3 vs. UNI	Same		none		none
Marques Buford Jr.	4 vs. UNI	10 at Wisconsin, '23		1.5 at Wisconsin, '23		1.0 vs. Maryland, '23
John Bullock	9 vs. UNI; vs. Illinois	Same	2.0 vs. Colorado	Same	1.0 vs. UNI; vs. Illinois	1.0 3x, last vs. Illinois
Brian Buschini	2 vs. Purdue	2^ at Idaho, '21; Purdue		none		none
Noah Bustard	2 vs. UTEP	Same		none		none
Jimari Butler	3 vs. Illinois	6 vs. Northwestern, '23	1.0 vs. Colo.; at Purdue	1.5 3x last vs. Maryland, '23		1.0 5x last vs. Wis, '23
Jeremiah Charles	1 5x, last at Indiana	Same		none		none
Keona Davis	2 vs. UNI; at Purdue	Same	1.0 at Purdue	none		none
Mikai Gbaylor	6 vs. Colorado; vs. Illinois	6 3x, last vs. Illinois	2.0 at Indiana	Same	1.0 at Indiana	0.5 at Mich St., '23
Vincent Genatone		1^ vs. Butler, '23		none		none
Isaac Gifford	10 vs. UNI	11 vs. Ga. So., '22; vs Iowa, '23	1.5 vs. UNI; Rutgers	2.0 vs. Indiana, '22; Purdue '23		1.0 vs. Illinois, '22
Mason Goldman	2 vs. UTEP; vs. UNI	Same	1.0 vs. UTEP	Same	1.0 vs. UTEP	Same
Malcolm Hartzog	5 vs. UTEP	6 at Colorado, '23		1.0 vs. Wis., '22; at Minn., '23		none
Blye Hill		4 vs. Duquesne, '23		1.0 vs. Merrimack, '23		none
Tommi Hill	6 vs. Colorado	8 vs. Ga. Southern, '22		none		0.5 vs. Maryland, '23
Nash Hutmacher	4 vs. Illinois	7 vs. Northwestern, '23	1.0 3x, last vs. Rutgers	2.5 vs. No. Illinois '23; NW '23	1 vs. Colorado; Rutgers	2.5 vs. Northwestern, '23
Elijah Jeudy	2 vs. Rutgers	2 vs. La Tech; NW, '23	1.0 vs. Rutgers	1.0 vs. Northwestern, '23		none
Donovan Jones	1 vs. UTEP	Same		none		none
Sua Lefotu	1 at Indiana	2 vs. Michigan, '23		none		none
Cameron Lenhardt	3 vs. Colorado; vs. UNI	4 at Michigan State, '23	1.5 vs. Colorado	2.0 at Colorado, '23	0.5 vs. Colorado	2.0 at Colorado, '23
Vincent Jackson		none		none		none
Willis McGahee IV	3 vs. UTEP	none	1.0 vs. Colorado	Same	1.0 vs. Colorado	Same
Maverick Noonan	1 vs. UTEP	none	1.0 vs. UTEP	Same		none
Dylan Parrott	1 vs. UNI; at Indiana	Same		none		none
Ty Robinson	3 vs. Illinois; vs. Rutgers	7 vs. Maryland, '23	2.0 vs. UTEP; Rutgers	Same	1.0 4x, last vs. Rutgers	1 8x, last vs. Rutgers
Dylan Rogers	1 vs. Colorado	Same		none		none
A.J. Rollins		4 vs. No. Illinois, '23		none		none
Amare Sanders	2 vs. UNI	none		none		none
Ismael Smith Flores	1 vs. UTEP	Same		none		none
Gage Stenger	2 vs. Illinois	Same		none		none
Rahmir Stewart	2 vs. UTEP; vs. UNI	Same		none		none
MJ Sherman	6 vs. Illinois	Same	1.5 at Purdue	Same	1.5 at Purdue	Same
Vincent Shavers	3 vs. UTEP	Same		none		none
DeShon Singleton	6, 3x last vs. Illinois	7 at Minn., '23; La Tech, '23	1.0 vs. Rutgers	1.5 vs. Louisiana Tech, '23		none
Gage Stenger	1 vs. UTEP	Same		none		none
Stefon Thompson	6 vs. UNI	10-@ vs. Pittsburgh, '21		4.0-@ at Louisville, '20		2.0-@ vs. Albany, '21
Traveon Thompson	1 vs. UTEP	Same		none		none
Princewell Umanmeilen	2 3x, last vs. Rutgers	7 vs. Northwestern, '23	1.0 at Purdue	2.0 vs. Northwestern, '23	0.5 vs. Colorado	1.0 NW, '23
Riley Van Poppel	1 vs. Rutgers	1 4x, last vs. Maryland, '23		0.5 at Colorado, '23		0.5 at Colorado, '23
Kai Wallen	2 vs. UNI	Same	0.5 at Purdue	Same	0.5 at Purdue	Same
James Williams	5 vs. Rutgers	Same	2.0 at Purdue; vs. Rutgers	Same	2.0 at Purdue; vs. Rutgers	Same
Ceyair Wright	6 vs. Illinois; at Indiana	Same	1.0 vs. Illinois	1.0-\$ vs. SJSU, '23; vs. Illinois	1.0 vs. Illinois	Same
Javin Wright	4 vs. Rutgers	8 vs. Maryland, '23		0.5 at Michigan State, '23		0.5 vs. Iowa, '23

%-Arizona State; #-Georgia @-Syracuse; \$-USC; ^-Montana



NEBRASKA STATISTICAL HIGHS AND LOWS

NEBRASKA TOTALS	HIGHS	LOWS
Points Scored	40 vs. UTEP	14 vs. Rutgers
First Downs	30 vs. UTEP	15 vs. Rutgers
Rushing Attempts	47 vs. UTEP	22 vs. UNI
Rushing Yards	223 vs. UTEP	70 at Indiana
Passes Attempted	46 at Indiana	26 vs. UNI; at Purdue
Passes Completed	28 at Indiana	14 vs. Rutgers
Had Intercepted	3 at Indiana	0 vs. UTEP; vs. Colo.; at Purdue
Passing Yards	297 vs. Illinois	164 vs. Rutgers
Total Plays	83 vs. UTEP	48 vs. UNI.
Total Yards	507 vs. UTEP	261 vs. Rutgers
Possession Time	38:32 vs. UTEP	21:53 vs. UNI
Fumbles	3 vs. Illinois; at Indiana	0 vs. Colo.; vs. UNI; at Purdue; vs. Rutgers
Fumbles Lost	2 at Indiana	0 vs. Colo.; vs. UNI; vs. Illinois; at Purdue; vs. Rutgers
Turnovers	5 at Indiana	0 vs. Colo.; at Purdue
Turnover Margin	+2 vs. Colo.	-4 at Indiana
Penalties	12 vs. Colo.	3 vs. UTEP
Yards Penalized	104 vs. Colo.	35 vs. UTEP
Sacks By-Yards Lost	6-41 vs. Colo.	1-1 vs. UNI; 1-9 at Indiana
Team Tackles for Loss-Yards	10-49 vs. Colo.	2.0-7 vs. Illinois

NEBRASKA INDIVIDUAL OFFENSIVE HIGHS

Most Rushing Attempts	20; Donte Dowdell vs. Illinois
Most Net Rushing Yards	74; Donte Dowdell vs. Colo.
Most Rushing TDs	2; Gabe Ervin Jr. vs. UTEP; Donte Dowdell vs. Colo.
Longest TD Run	36; Emmett Johnson vs. UNI
Longest Run, No TD	42; Emmett Johnson vs. UTEP
Most Pass Attempts	44; Dylan Raiola at Indiana
Most Completed Passes	28; Dylan Raiola at Indiana
Most Passing Yards	297; Dylan Raiola vs. Illinois
Most Passing TDs	3; Dylan Raiola vs. Illinois
Longest TD Pass	59; Dylan Raiola to Isaiah Neyor vs. UTEP
Longest Pass, No TD	59; Dylan Raiola to Jaylen Lloyd vs. UNI
Most Pass Receptions	8; Rahmir Johson vs. Colo.; Jahmal Banks vs. Illinois; Jacory Barney Jr. at Indiana
Most Receiving Yards	121; Isaiah Neyor vs. UTEP
Most TD Receptions	2; Isaiah Neyor vs. Illinois
Most Total Offense Attempts	46; Dylan Raiola vs. Colo. (44 pass, 2 rush)
Most Total Offense Yards	260; Dylan Raiola vs. UNI (13 rush, 247 passing)
Most All-Purpose Attempts	22; Donte Dowdell vs. Illinois
Most All-Purpose Yards	121; Isaiah Neyor vs. UTEP
Most Touchdowns Scored	2; Gabe Ervin Jr. vs. UTEP; Donte Dowdell vs. Colo.; Isaiah Neyor vs. Illinois

NEBRASKA INDIVIDUAL SPECIAL TEAMS HIGHS

Most Field Goals Attempted	3; John Hohl at Purdue
Most Field Goals Made	2; Tristan Alvano vs. UNI
Longest Field Goal Made	31; Tristan Alvano vs. UNI
Longest Field Goal Attempted	44; John Hohl at Purdue
Longest Punt Return, TD	None
Longest Punt Return, No TD	13; Isaiah Garcia-Castaneda vs. UTEP
Most Punt Return Yardage	25; Isaiah Garcia-Castaneda vs. UTEP
Longest Kickoff Return, TD	None
Longest Kickoff Return, No TD	40; Kwinten Ives at Indiana
Most Kickoff Return Yardage	75; Jacory Barney Jr. vs. UTEP
Longest Blocked Punt, TD	None
Longest Blocked Field Goal Return	None
Most Punts	5; Brian Buschini vs. Colo. (50.8 avg.) vs. Rutgers (50.2 avg)
Highest Punting Average	50.8; Brian Buschini vs. Colo. (5 punts)
Longest Punt	69; Brian Buschini vs. Rutgers
Most Blocked Field Goals	1; Ty Robinson vs. Colorado
Most Blocked Punts	None
Most Blocked PAT	None

NEBRASKA INDIVIDUAL DEFENSIVE HIGHS

Most Total Tackles	10; Isaac Gifford. vs. UNI
Most Solo Tackles	6; John Bullock vs. Illinois
Most Tackles for Loss	2.0; Ty Robinson vs. UTEP, vs. Rutgers; John Bullock vs. Colo.; James Williams at Purdue; vs. Rutgers
Most Yards Lost	16; James Williams vs. Rutgers (2.0 TFL)
Most Quarterback Sacks	2.0; James Williams at Purdue; vs. Rutgers
Most Yards Lost	16; James Williams vs. Rutgers (2.0 sacks)
Most Pass Breakups	3; Marques Buford vs. Rutgers
Most Interceptions	1; Six times
Longest Interception TD Return	35; John Bullock at Purdue
Longest Interception Return, No TD	18; Rahmir Stewart vs. UTEP
Longest Fumble TD Return	None
Longest Fumble Return, No TD	None



OPPONENT STATISTICAL HIGHS AND LOWS

OPPONENT TOTALS	HIGHS	LOWS
Points Scored	31 vs. Illinois	3 vs. UNI
First Downs	25 vs. Illinois	12 vs. UTEP; at Purdue
Rushing Attempts	39 vs. UNI; vs. Illinois	22 vs. Colorado
Rushing Yards	175 vs. Illinois	16 vs. Colorado
Passes Attempted	40 vs. Colorado	25 at Purdue
Passes Completed	23 vs. Colorado	15 vs. Rutgers
Had Intercepted	2 vs. UTEP; vs. Rutgers	0 vs. Illinois
Passing Yards	244 vs. Colorado	149 vs. UTEP
Total Plays	71 vs. UNI	50 vs. UTEP
Total Yards	381 vs. Illinois	205 vs. UTEP
Possession Time	38:07 vs. UNI	21:28 vs. UTEP
Fumbles	2 vs. Colorado; vs. UNI; vs. Illinois	0 vs. UTEP; at Purdue; vs. Rutgers
Fumbles Lost	2 vs. Illinois	0 vs. UTEP; vs. UNI; at Purdue; vs. Rutgers
Turnovers	2 vs. UTEP; vs. Colorado; vs. Rutgers	2 vs. UTEP; vs. Colo.
Turnover Margin	0 vs. UNI	-2 vs. Colo.
Penalties	13 at Purdue	3 vs. Illinois
Yards Penalized	165 at Purdue	20 vs. Illinois
Sacks By-Yards Lost	5-46 vs. Illinois	0-0 vs. Colo.; vs. UNI
Team Tackles for Loss-Yards	7-18 vs. Colorado.; 7-49 vs. Illinois; 7-36 vs. Rutgers	2-4 vs. UNI; 2-10 at Purdue


OPPONENT INDIVIDUAL HIGHS

Most Yards Rushing	105; Justice Ellison (Indiana)
Most Rushing Attempts	19; Kyle Monangai (Rutgers)
Most Yards Passing	244; Shadeur Sanders (Colorado)
Most Passing Attempts	38; Shadeur Sanders (Colorado)
Most Pass Completions	23; Shadeur Sanders (Colorado)
Most Pass Receptions	10; Travis Hunter (Colorado)
Most Yards Receiving	110; Travis Hunter (Colorado)

OPPONENT INDIVIDUAL LONGEST PLAYS

Rush	43; Justice Ellison (Indiana)
Pass	43; Athan Kaliakmanis to Ben Black (Rutgers)
Field Goal	45; Spencer Porath (Purdue)
Punt Return	37; Hank Beatty (Illinois)
Kickoff Return	61; Jimmy Horn Jr. (Colo.)
Fumble Return	None
Interception Return	78; Shawn Asbury II (Indiana)
Punt	54; Mark Vassett (Colo.)

*-Indicates touchdown scored

 GAME 1 Aug. 31, 2024 Memorial Stadium Lincoln, Neb. Attend: 86,072 TV: FOX	
UTEP (0-1)	7
NEBRASKA (1-0)	40

SCORING BY QUARTERS

Team	1st	2nd	3rd	4th	Total
UTEP	7	0	0	0	7
Nebraska	7	23	7	3	40

SCORING SUMMARY

Qtr.	Time	Team	Scoring Play
1st	09:00	NEB	Dowdell 5 yd rush (Alvano kick) 12-72, 05:54 UTEP 0, NEB 7
1st	02:24	UTEP	Thomas 38 yd pass from Locklear (Flabiano kick) 3-63, 00:42 UTEP 7, NEB 7
2nd	10:29	NEB	Robinson SAFETY UTEP 7, NEB 9
2nd	10:04	NEB	Neyor 59 yd pass from Raiola (Alvano kick) 2-59, 00:18 UTEP 7, NEB 16
2nd	05:34	NEB	Ervin Jr. 3 yd rush (Alvano kick) 8-63, 03:45 UTEP 7, NEB 23
2nd	00:02	NEB	Banks 21 yd pass from Raiola (Alvano kick) 9-59, 02:03 UTEP 7, NEB 30
3rd	05:34	NEB	Ervin Jr. 1 yd rush (Alvano kick) 11-73, 05:04 UTEP 7, NEB 37
4th	09:22	NEB	Alvano 20 yd FG 17-87, 09:26 UTEP 7, NEB 40

TEAM STATISTICS

	UTEP	NEB
FIRST DOWNS	12	30
RUSHES-YARDS (NET)	24-56	47-223
PASSING-YARDS (NET)	149	284
Passes Att-Comp-Int	23-16-0	25-14-1
TOTAL OFFENSE PLAYS-YARDS	16-26-2	25-36-0
Fumble Returns-Yards	1-0	0-0
Punt Returns-Yards	1-29	3-25
Kickoff Returns-Yards	3-48	3-75
Interception Returns-Yards	0-0	2-18
Punts (Number-Avg)	6-39.2	6-48.5
Fumbles-Lost	0-0	1-0
Penalties-Yards	9-76	3-35
Possession Time	21:28	38:32
Third-Down Conversions	3-10	11-17
Fourth-Down Conversions	0-0	2-2
Sacks By: Number-Yards	1-6	2-9

INDIVIDUAL STATISTICS

RUSHING: UTEP: Jevon Jackson 10-32; Skyler Locklear 4-15; Cade McConnell 2-12; Corey Wren 4-2; Kam Thomas 1-2; Jaden Smith 1-1; Shay Smith 2-6. **NEB:** Emmett Johnson 8-71; Dante Dowdell 8-55; Rahmir Johnson 11-50; Gabe Ervin Jr. 6-24; Heinrich Haarberg 2-8; Maurice Mazzucca Jr. 5-8; Kenneth Williams 1-5; Kwinten Ives 3-4; Jalyn Gramstad 1-2; Mekhi Nelson 1-2; Dylan Raiola 1-6


PASSING: UTEP: Skyler Locklear 11-17-1-115-1; Cade McConnell 3-7-1-20-0; Shay Smith 2-2-0-14-0. **NEB:** Dylan Raiola 19-27-0-238-2; Heinrich Haarberg 5-5-0-35-0; Jalyn Gramstad 1-3-0-11-0; TEAM 0-1-0-0-0.

RECEIVING: UTEP: Kam Thomas 7-71; Jaden Smith 4-33; Trey Goodman 2-26; Joshua Dye 1-11; Marcus Vinson 1-5; Ashton Nickelberry 1-3. **NEB:** Isaiah Neyor 6-121; Jahmal Banks 4-61; Janiran Bonner 3-26; Carter Nelson 3-21; Thomas Fidone II 3-1; Luke Lindenmeyer 1-12; Alex Bullock 1-12; Roman Mangini 1-11; Jacory Barney Jr. 1-10; Emmett Johnson 1-5; Keelan Smith 1-4.

INTERCEPTIONS: UTEP: None. **NEB** Malcolm Hartzog Jr. 1-0; Rahmir Stewart 1-18.

FUMBLES: UTEP: None. **NEB** Dante Dowdell 1-1

TACKLE LEADERS: UTEP: Dorian Hopkins 6-10. **NEB** Malcolm Hartzog Jr. 5-0; Mikai Gbaylor 2-3

 GAME 2 Sept. 7, 2024 Memorial Stadium Lincoln, Neb. Attend: 86,906 TV: NBC	
COLORADO (1-1)	10
NEBRASKA (2-0)	28

SCORING BY QUARTERS

Team	1st	2nd	3rd	4th	Total
Colorado	0	0	3	7	10
Nebraska	14	14	0	0	28

SCORING SUMMARY

Qtr.	Time	Team	Scoring Play
1st	10:34	NEB	Dowdell 12 yd rush (Alvano kick) 7-49, 03:22 CU 0, NEB 7
1st	05:46	NEB	Hill 7 yd interception return (Alvano kick) CU 0, NEB 14
2nd	06:44	NEB	Dowdell 1 yd rush (Alvano kick), 9-86, 04:46 CU 0, NEB 21
2nd	00:40	NEB	R. Johnson 18 yd pass from Raiola (Alvano kick) 3-70, 00:45 CU 0, NEB 28
3rd	10:38	CU	Mata 27 yd FG 8-49, 02:46 CU 3, NEB 28
4th	08:45	CU	Wester 5 yd pass from Sanders (Mata kick) 6-58, 02:04 CU 10, NEB 28

TEAM STATISTICS

	CU	NEB
FIRST DOWNS	15	22
RUSHES-YARDS (NET)	22-16	35-149
PASSING-YARDS (NET)	244	185
Passes Att-Comp-Int	40-23-1	30-23-0
TOTAL OFFENSE PLAYS-YARDS	62-260	65-334
Fumble Returns-Yards	0-0	1-0
Punt Returns-Yards	3-14	2-16
Kickoff Returns-Yards	3-99	2-35
Interception Returns-Yards	0-0	1-7
Punts (Number-Avg)	5-44.0	5-42.1
Fumbles-Lost	2-1	0-0
Penalties-Yards	9-104	12-105
Possession Time	24:39	35:21
Third-Down Conversions	4-14	3-12
Fourth-Down Conversions	1-3	0-0
Red-Zone Scores-Chances	2-3	3-5
Sacks By: Number-Yards	0-0	6-41

INDIVIDUAL STATISTICS

RUSHING: CU: Dallen Hayden 5-32; Isaiah Augustave 2-6; Charlie Offerdahl 4-4; Ryan Staub 3-4; Shedeur Sanders 8-30. **NEB:** Dante Dowdell 17-74; Rahmir Johnson 9-33; Jacory Barney Jr. 2-28; Dylan Raiola 3-7; Gabe Ervin Jr. 2-6; Emmett Johnson 1-3; TEAM 1-2


PASSING: CU: Shedeur Sanders 23-38-1-244-1; Ryan Staub 0-2-0-0-0. **NEB:** Dylan Raiola 23-30-0-185-1.

RECEIVING: CU: Travis Hunter 10-110; LaJohntay Wester 4-20; Will Sheppard 3-59; Jimmy Horn Jr. 3-26; Dallen Hayden 2-27; Sav'ell Smalls 1-2. **NEB:** Rahmir Johnson 8-49; Jacory Barney Jr. 6-29; Isaiah Neyor 4-31; Jahmal Banks 2-2; Jaylen Lloyd 1-36; Nate Boerkircher 1-25; Thomas Fidone II 1-13

INTERCEPTIONS: CU: None. **NEB:** Tommi Hill 1-0.

FUMBLES: CU: Jimmy Horn Jr. 1-0; Ryan Staub 1-1. **NEB** None

TACKLE LEADERS: CU: Cam'Ron Silmon-Craig 11-0. **NEB:** DeShon Singleton 5-1; Tommi Hill 4-2; Mikai Gbaylor 3-3; Isaac Gifford 2-4

 GAME 3 Sept. 14, 2024 Memorial Stadium Lincoln, Neb. Attend: 86,546 TV: BTN	
NORTHERN IOWA (2-1)	3
NEBRASKA (3-0)	34

SCORING BY QUARTERS

Team	1st	2nd	3rd	4th	Total
Northern Iowa	3	0	0	0	3
Nebraska	7	14	6	7	34

SCORING SUMMARY

Qtr.	Time	Team	Scoring Play
1st	11:40	NEB	Nelson 24 yd pass from Raiola (Alvano kick) 8-75, 03:20 UNI 0, NEB 7
1st	01:32	UNI	Palmer 31 yd FG 16-62, 10:08 UNI 3, NEB 7
2nd	13:04	NEB	Neyor 18 yd pass from Raiola (Alvano kick) 7-75, 03:20 UNI 3, NEB 14
2nd	06:51	NEB	Barney Jr. 10 yd rush (Alvano kick) 4-80, 02:05 UNI 3, NEB 21
3rd	06:17	NEB	Alvano 31 yd FG 9-68, 03:31 UNI 3, NEB 24
3rd	00:43	NEB	Alvano 21 yd FG 6-33, 03:11 UNI 3, NEB 27
4th	04:31	NEB	E. Johnson 36 yd rush (Hohl kick) 8-80, 04:33 UNI 3, NEB 34

TEAM STATISTICS

	UNI	NEB
FIRST DOWNS	18	22
RUSHES-YARDS (NET)	39-139	22-142
PASSING-YARDS (NET)	162	281
Passes Att-Comp-Int	32-16-1	26-20-1
TOTAL OFFENSE PLAYS-YARDS	71-301	48-423
Fumble Returns-Yards	0-0	0-0
Punt Returns-Yards	0-0	1-2
Kickoff Returns-Yards	3-36	0-0
Interception Returns-Yards	1-0	1-15
Punts (Number-Avg)	4-33.5	4-0
Fumbles-Lost	2-0	0-0
Penalties-Yards	9-95	4-44
Possession Time	38:07	21:53
Third-Down Conversions	6-16	4-7
Fourth-Down Conversions	2-4	0-1
Red-Zone Scores-Chances	1-2	4-4
Sacks By: Number-Yards	0-0	1-1

INDIVIDUAL STATISTICS

RUSHING: UNI: Aidan Dunne 11-49; Amauri Pesek-Hickson 11-39; Tye Edwards 10-37; Matthew Schecklman 2-10; Sergio Morancy 1-6; Harrison Bey-Buie 2-4; TEAM 2-6. **NEB:** Dante Dowdell 6-55; Emmett Johnson 4-50; Dylan Raiola 2-13; Jacory Barney Jr. 1-10; Heinrich Haarberg 3-7; Rahmir Johnson 2-4; Gabe Ervin Jr. 3-3; Janiran Bonner 1-0


PASSING: UNI: Aidan Dunne 13-25-1-117-0; Matthew Schecklman 3-7-0-45-0. **NEB:** Dylan Raiola 17-23-1-247-2; Heinrich Haarberg 3-3-0-34-0.

RECEIVING: UNI: Amauri Pesek-Hickson 3-25; Desmond Hutson 3-24; Sergio Morancy 2-30; Jaiden Ellis-Lahey 2-29; Derek Anderson 2-24; Layne Pryor 2-10; JC Roque Jr. 1-16; Tye Edwards 1-4. **NEB:** Carter Nelson 4-48; Emmett Johnson 3-43; Jacory Barney Jr. 3-29; Isaiah Neyor 2-35; Rahmir Johnson 2-28; Thomas Fidone II 2-13; Jaylen Lloyd 1-59; Jahmal Banks 1-13; Heinrich Haarberg 1-8; Janiran Bonner 1-5

INTERCEPTIONS: UNI: Fletcher Marshall Jr. 1-0. **NEB:** Malcolm Hartzog Jr. 1-15

FUMBLES: UNI: Sergio Morancy 1-0. Team 1-0. **NEB** None

TACKLE LEADERS: UNI: Tucker Langenberg 5-1; JJ Devil 3-3. **NEB:** Isaac Gifford 4-6

	GAME 4
	Sept. 20, 2024 Memorial Stadium Lincoln, Neb. Attend: 86,936 TV: FOX
ILLINOIS (4-0, 1-0)	31
NEBRASKA (3-1, 1-1)	24

SCORING BY QUARTERS

Team	1st	2nd	3rd	4th	OT	Total
Illinois	7	3	7	7	7	31
Nebraska	10	7	0	7	0	24

SCORING SUMMARY

Qtr.	Time	Team	Scoring Play
1st	11:54	ILL	Bryant 27 yd pass from Altmeyer (Olano kick), 6-78, 02:08 ILL 7, NEB 0
1st	03:15	NEB	Hohl 21 yd FG 18-72, 08:39 ILL 7, NEB 3
1st	00:32	NEB	Neyor 6 yd pass from Raiola (Hohl kick) 4-37, 02:09 ILL 7, NEB 10
2nd	11:37	ILL	Olano 26 yd FG 8-62, 03:48 ILL 10, NEB 10
2nd	00:16	NEB	Neyor 11 yd pass from Raiola (Hohl kick) 9-70, 03:06 ILL 10, NEB 17
3rd	01:55	ILL	Arkin 3 yd pass from Altmeyer (Olano kick) 11-57, 05:00 ILL 17, NEB 17
4th	14:57	NEB	Bonner 1 yd pass from Raiola (Hohl kick) 5-75, 01:58 ILL 17, NEB 24
4th	10:36	ILL	Henderson 6 yd pass from Altmeyer (Olano kick) 9-75, 04:21 ILL 24, NEB 24
OT1	00:00	ILL	Bryant 4 yd pass from Altmeyer (Olano kick), 2-25, ILL 31, NEB 24

TEAM STATISTICS

	ILL	NEB
FIRST DOWNS	25	20
RUSHES-YARDS (NET)	39-166	33-48
PASSING-YARDS (NET)	215	297
Passes Att-Comp-Int	27-21-0	35-24-1
TOTAL OFFENSE PLAYS-YARDS	66-381	68-345
Fumble Returns-Yards	0-0	2-0
Punt Returns-Yards	3-60	0-0
Kickoff Returns-Yards	3-59	1-26
Interception Returns-Yards	1-0	0-0
Punts (Number-Avg)	2-37.0	2-50.3
Fumbles-Lost	2-2	3-0
Penalties-Yards	3-20	9-89
Possession Time	29:39	30:21
Third-Down Conversions	7-13	8-15
Fourth-Down Conversions	2-3	0-1
Red-Zone Scores-Chances	4-4	4-4
Sacks By: Number-Yards	5-46	2-7

INDIVIDUAL STATISTICS

RUSHING: ILL: Kaden Feagin 12-69; Josh McCray 9-38; Aidan Laughery 4-30; Luke Altmeyer 10-21; Ca'Lil Valentine 3-10; TEAM 1--2. **NEB:** Dante Dowdell 20-72; Rahmir Johnson 4-17; Isaiah Neyor 1-13; TEAM 1--2; Dylan Raiola 7--52


PASSING: ILL: Luke Altmeyer 21-27-0-215-4. **NEB:** Dylan Raiola 24-35-1-297-3

RECEIVING: ILL: Pat Bryant 5-74; Zakhari Franklin 5-50; Tanner Arkin 4-28; Collin Dixon 2-25; Malik Elzy 1-15; Hank Beatty 1-14; Josh McCray 1-6; Brandon Henderson 1-6; Aidan Laughery 1--3. **NEB:** Jahmal Banks 8-94; Isaiah Neyor 4-90; Jacory Barney Jr. 4-25; Thomas Fidone II 2-46; Rahmir Johnson 2-14; Dante Dowdell 2-10; Jaylen Lloyd 1-7; Janiran Bonner 1-1.

INTERCEPTIONS: ILL: Torrie Cox Jr. 1-0. **NEB:** None

FUMBLES: ILL: Hank Beatty 1-1, Luke Altmeyer 1-1. **NEB:** Rahmir Johnson 1-0, Dylan Raiola 2-0

TACKLE LEADERS: ILL: Dylan Rosiek 4-5; **NEB:** John Bullock 6-3

	GAME 5
	Ross-Ade Stadium West Lafayette, Ind. Attend: 61,441 Streaming: Peacock
NEBRASKA (4-1, 1-1)	28
PURDUE (1-3, 0-1)	10

SCORING BY QUARTERS

Team	1st	2nd	3rd	4th	Total
Nebraska	0	0	7	21	28
Purdue	0	0	3	7	10

SCORING SUMMARY

Qtr.	Time	Team	Scoring Play
3rd	06:42	PUR	Porath 45 yd FG, 3-55, 08:08 NEB 0, PUR 3
3rd	02:49	NEB	Banks 6 yd pass from Raiola (Hohl kick) 9-70, 03:53 NEB 7, PUR 3
4th	10:34	NEB	Dowdell 1 yd rush (Hohl kick) 10-63, 05:30 NEB 14, PUR 3
4th	6:13	NEB	Barney Jr. 25 yd rush (Hohl kick) 6-57, 02:57 NEB 21, PUR 3
4th	05:38	NEB	Bullock 35 yd interception return (Hohl kick), 0-0, 00:35 NEB 28, PUR 3
4th	01:29	PUR	Smith 15 yd pass from Card (Porath kick) 12-75, 04:09 NEB 28, PUR 10

TEAM STATISTICS

	NEB	PUR
FIRST DOWNS	25	12
RUSHES-YARDS (NET)	32-161	31-50
PASSING-YARDS (NET)	257	174
Passes Att-Comp-Int	27-17-0	25-18-1
TOTAL OFFENSE PLAYS-YARDS	59-418	56-224
Fumble Returns-Yards	0-0	0-0
Punt Returns-Yards	3-9	0-0
Kickoff Returns-Yards	1-8	1-29
Interception Returns-Yards	1-35	0-0
Punts (Number-Avg)	3-34.3	3-43.0
Fumbles-Lost	0-0	0-0
Penalties-Yards	11-94	13-165
Possession Time	30:18	29:42
Third-Down Conversions	1-8	7-15
Fourth-Down Conversions	1-1	0-0
Red-Zone Scores-Chances	2-3	1-2
Sacks By: Number-Yards	1-8	5-35

INDIVIDUAL STATISTICS

RUSHING: PUR: Devin Mockobee 13-41; Reggie Love III 10-33; TEAM 1--2; Hudson Card 7---22. **NEB:** Jacory Barney Jr. 4-66; Emmett Johnson 8-50; Dante Dowdell 9-21; Heinrich Haarberg 2-18; Rahmir Johnson 5-9; Gabe Ervin Jr. 1-4; Jaylen Lloyd 1-1; Carter Nelson 1-0; Dylan Raiola 1--8


PASSING: PUR: Hudson Card 18-25-1-174-1. **NEB:** Dylan Raiola 17-27-0-257-1

RECEIVING: PUR: Jaron Tibbs 5-46; Max Klare 3-40; Drew Biber 3-24; Kam Brown 1-16; Leland Smith 1-15; De'Nylon Morrisette 1-14; Devin Mockobee 1-14; Shamar Rigby 1-7; Reggie Love III 1-5; Hudson Card 1--7. **NEB:** Jahmal Banks 5-82; Thomas Fidone II 3-39; Emmett Johnson 3-48; Jacory Barney Jr. 2-28; Jaylen Lloyd 1-25; Rahmir Johnson 1-15; Isaiah Neyor 1-14; Carter Nelson 1-6

INTERCEPTIONS: PUR: None. **NEB:** John Bullock 1-35

FUMBLES: PUR: None. **NEB:** None

TACKLE LEADERS: ILL: Joseph Jefferson II 7-2; Dillon Thieneman 6-3; **NEB:** Ceyair Wright 5-0; Mikai Gbayor 2-3

	GAME 6
	Oct. 5, 2024 Memorial Stadium Lincoln, Neb. Attend: 87,464 TV: FS1
RUTGERS (4-1, 1-1)	7
NEBRASKA (5-1, 2-1)	14

SCORING BY QUARTERS

Team	1st	2nd	3rd	4th	OT	Total
Rutgers	0	0	0	7		7
Nebraska	7	7	0	0		14

SCORING SUMMARY

Qtr.	Time	Team	Scoring Play
1st	03:09	NEB	Dowdell 1 yd rush (Hohl kick) 7-75, 03:28 RUT 0, NEB 7
2nd	01:48	NEB	Bonner 11 yd rush (Hohl kick) 7-72, 02:32 RUT 0, NEB 14
4th	04:08	RUT	Black 11 yd pass from Kaliakmanis (Patel kick) 9-50, 03:40 RUT 7, NEB 14

TEAM STATISTICS

	RUT	NEB
FIRST DOWNS	18	15
RUSHES-YARDS (NET)	32-78	42-97
PASSING-YARDS (NET)	186	164
Passes Att-Comp-Int	37-15-2	28-14-1
TOTAL OFFENSE PLAYS-YARDS	69-264	70-261
Fumble Returns-Yards	0-0	0-0
Punt Returns-Yards	2-38	0-0
Kickoff Returns-Yards	0-0	2-29
Interception Returns-Yards	1-23	2-4
Punts (Number-Avg)	4-43.0	4-36.3
Fumbles-Lost	0-0	0-0
Penalties-Yards	4-28	7-37
Possession Time	28:25	31:35
Third-Down Conversions	2-14	7-19
Fourth-Down Conversions	2-6	3-3
Red-Zone Scores-Chances	1-2	2-2
Sacks By: Number-Yards	4-33	4-29

INDIVIDUAL STATISTICS

RUSHING: RUT: Kyle Monangai 19-78; Samuel Brown V 3-12; Timmy Ward 1-0; Athan Kaliakmanis 9--12. **NEB:** Dante Dowdell 14-57; Rahmir Johnson 5-34; Emmett Johnson 14-33; Janiran Bonner 1-11; TEAM 3--6; Dylan Raiola 5--32.

PASSING: RUT: Athan Kaliakmanis 15-37-2-186-1. **NEB:** Dylan Raiola 13-27-1-134-0; Brian Buschini 1-1-0-30-0.

RECEIVING: RUT: KJ Duff 3-43; Kenny Fletcher 3-8; Ben Black 2-54; Dymere Miller 2-35; Chris Long 2-18; Kyle Monangai 2-18; Ian Strong 1-10. **NEB:** Rahmir Johnson 3-40; Jacory Barney Jr. 3-28; Thomas Fidone II 3-15; Jaylen Lloyd 2-44; Jahmal Banks 1-31; Emmett Johnson 1-7; Dante Dowdell 1--1

INTERCEPTIONS: RUT: Flip Dixon 1-23. **NEB:** Marques Buford Jr. 1-4; Ceyair Wright 1-0.

FUMBLES: RUT: None. **NEB:** None.

TACKLE LEADERS: RUT: Dariel Djabome 7-1; **NEB:** Isaac Gifford 4-4



GAME 7

Memorial Stadium
Bloomington, Ind.
Attend: 53, 082
TV: FOX

NEBRASKA (5-2, 2-2)	7
NO. 16 INDIANA (7-0, 4-0)	56

SCORING BY QUARTERS

Team	1st	2nd	3rd	4th	Total
Nebraska	0	7	0	0	7
No. 16 Indiana	7	21	14	14	56

SCORING SUMMARY

Qtr.	Time	Team	Scoring Play
1st	09:35	IND	Ellison 5 yd rush (Radicic kick) 8-75, 05:25
			NEB 0, IND 7
2nd	13:37	IND	Price 7 yd pass from Rourke (Radicic kick) 6-88, 02:19
			NEB 0, IND 14
2nd	07:40	NEB	Barney Jr. 7 yd rush (Hohl kick) 13-75, 05:57
			NEB 7, IND 14
2nd	03:47	IND	Lawton 1 yd rush (Radicic kick) 10-75, 03:53
			NEB 7, IND 21
2nd	01:09	IND	Ellison 31 yd rush (Radicic kick) 4-74, 01:17
			NEB 7, IND 28
3rd	06:25	IND	Cross 2 yd pass from Jackson (Radicic kick), 3-19, 01:10
			NEB 7, IND 35
3rd	01:46	IND	Sarratt 15 yd pass from Jackson (Radicic kick), 4-51, 01:14
			NEB 7, IND 42
4th	13:01	IND	Black 10 yd rush (Radicic kick) 4-43, 01:55
			NEB 7, IND 49
4th	03:45	IND	Green 1 yd rush (Radicic kick) 5-19, 02:28
			NEB 7, IND 56

TEAM STATISTICS

	NEB	IND
FIRST DOWNS	20	24
RUSHES-YARDS (NET)	29-70	33-215
PASSING-YARDS (NET)	234	280
Passes Att-Comp-Int	46-28-3	30-24-1
TOTAL OFFENSE PLAYS-YARDS	75-304	63-495
Fumble Returns-Yards	0-0	2-0
Punt Returns-Yards	1-5	2-20
Kickoff Returns-Yards	6-92	0-0
Interception Returns-Yards	1-26	3-84
Punts (Number-Avg)	3-41.0	3-32.0
Fumbles-Lost	3-2	0-0
Penalties-Yards	6-46	4-46
Possession Time	32:08	27:52
Third-Down Conversions	7-16	5-9
Fourth-Down Conversions	0-5	1-2
Red-Zone Scores-Chances	1-4	7-7
Sacks By: Number-Yards	1-9	2-11

INDIVIDUAL STATISTICS

RUSHING: IND: Justice Ellison 9-105; Ty Son Lawton 8-64; Kaelon Black 4-22; Tayven Jackson 2-21; Elijah Green 4-11; Kurtis Rourke 3-1; TEAM 3--9. **NEB:** Heinrich Haarberg 5-32; Emmett Johnson 8-24; Dante Dowdell 7-16; Jacory Barney Jr. 1-7; Rahmir Johnson 2-6; Gabe Ervin Jr. 1-2; Kwinten Ives 2-1; Isaiah Neyor 1--7; Dylan Raiola 2--11.

PASSING: IND: Kurtis Rourke 17-21-1-189-1; Tayven Jackson 7-8-0-91-2; Justice Ellison 0-1-0-0-0. **NEB:** Dylan Raiola 28-44-3-234-0; Heinrich Haarberg 0-2-0-0-0.

RECEIVING: IND: Miles Cross 7-65; Zach Horton 4-21; Elijah Sarratt 3-65; Myles Price 3-23; Justice Ellison 2-16; Omar Cooper Jr. 1-36; Ty Son Lawton 1-35; E.J. Williams Jr. 1-12; Anderson Coby 1-8; Ke'Shawn Williams 1--1. **NEB:** Jacory Barney Jr. 8-32; Thomas Fidone II 6-91; Jaylen Lloyd 3-36; Rahmir Johnson 3-19; Emmett Johnson 3-6; Jahmal Banks 2-33; Isaiah Neyor 2-13; Dante Dowdell 1-4.

INTERCEPTIONS: IND: Shawn Asbury II 1-78; Rolijah Hardy 1-6; Jamier Johnson 1-0. **NEB:** Malcolm Hartzog Jr. 1-27

FUMBLES: IND: None. **NEB:** Dante Dowdell 1-1; Emmett Johnson 1-0; Dylan Raiola 1-1

TACKLE LEADERS: IND: Aiden Fisher 4-7 **NEB:** Isaac Gifford 5-3