

NEBRASKA

**NEBRASKA
CORNHUSKERS**
(6-6, 3-6 BIG)



**BOSTON COLLEGE
EAGLES**
(7-5, 4-4 ACC)

2024 BAD BOY MOWERS PINSTRIPE BOWL
SATURDAY, DEC. 28 • 11 A.M. CT • NEW YORK CITY • YANKEE STADIUM • NATURAL GRASS

Nebraska returns to the postseason on Saturday, Dec. 28, when the Huskers take on Boston College in the 2024 Bad Boy Mowers Pinstripe Bowl. The game will be played at Yankee Stadium in New York City, with kickoff set for shortly after 11 a.m. CT (Noon ET). The Pinstripe Bowl will be telecast by ABC, and the game can also be heard on the Huskers Radio Network and the Husker App.



Nebraska is making its first postseason appearance since the 2016 season, after completing the regular season with a 6-6 record. Nebraska surged to a 5-1 record through the first half of the season and secured bowl eligibility with a November victory over Wisconsin. On the season, five of Nebraska's six victories have been by 18 points or more, while five of the Huskers' six losses have been by eight or fewer points. Nebraska's bowl trip marks the continuation of improvement in Head Coach Matt Rhule's second season at each of his three college coaching stops. Nebraska improved its win total by one game this season to return to a bowl game, and his Temple and Baylor teams also made big jumps in his second season.

Boston College posted a 7-5 record in the 2024 regular season, including a 4-4 mark in ACC games. The Eagles won three of their final four games, including victories over Syracuse, North Carolina and Pittsburgh. BC is strong at the line of scrimmage, rushing for 176.0 yards per game, while ranking 22nd nationally in rushing defense. The Eagles are a disciplined team, ranking 12th nationally in fewest penalties and 20th in turnover margin. Boston College is in its first season under Head Coach Bill O'Brien, who previously served as head coach at Penn State and with the NFL's Houston Texans.

THIS WEEK'S NUMBERS

1

The matchup between Nebraska and Boston College in the Bad Boy Mowers Pinstripe Bowl is the first between the two schools. Boston College is the 32nd different school Nebraska has played in a bowl game.

2

The 2024 Bad Boy Mowers Pinstripe Bowl is Nebraska's second bowl game in New York City. The Huskers' first-ever bowl victory was a 36-34 win over Miami in the 1962 Gotham Bowl played at the old Yankee Stadium.

54

The Pinstripe Bowl will mark Nebraska's 54th all-time bowl game. The Huskers are 26-27 in bowl games in school history and are making their first bowl appearance since the 2016 season.

2024 NEBRASKA FOOTBALL SCHEDULE

Aug. 31	UTEP	FOX	W, 40-7	Huskers top 500 yards and 40 points in opener
Sept. 7	Colorado	NBC	W, 28-10	Defense dominates with six sacks, INT for TD
Sept. 14	Northern Iowa	BTN	W, 34-3	Offense averages 8.8 yards per play
Sept. 20	#24 Illinois*	FOX	L, 24-31 (ot)	Huskers fall in OT in 400th consecutive sellout
Sept. 28	at Purdue*	Peacock	W, 28-10	Huskers explode for 28 points in final 18 minutes
Oct. 5	Rutgers*	FS1	W, 14-7	D records 4 sacks, 2 INT, allows just 78 rushing yards
Oct. 19	at #16 Indiana*	FOX	L, 7-56	No. 16 IU scores 21 in 2nd quarter to pull away
Oct. 26	at #4 Ohio State*	FOX	L, 17-21	Huskers limit OSU to season offensive lows
Nov. 2	UCLA*	BTN	L, 20-27	Fourth-quarter rally falls one score short
Nov. 16	at USC*	FOX	L, 20-28	Trojans stop late Husker drive to secure win
Nov. 23	Wisconsin*	BTN	W, 44-25	Best scoring output in 41 games in 19-pt win
Nov. 29	at Iowa*	NBC	L, 10-13	Defense dominates, but Iowa wins on last second FG
Dec. 28	Boston College%	ABC	11 a.m.	First-ever meeting in Nebraska's 54th bowl

All times Central; Home games in bold; *Big Ten Conference game; %-Pinstripe Bowl, NYC

NEBRASKA

- **2024 Record:** 6-6, 3-6 in Big Ten
- **Last Game:** lost to Iowa, 13-10
- **Streak:** Lost 1
- **AP Rank:** Not Ranked
- **Coaches Rank:** Not Ranked
- **Head Coach:** Matt Rhule
- **Nebraska Record:** 11-13 (2nd year)
- **Collegiate Record:** 58-56 (9th year)
- **Record vs. Boston College:** 0-0

BOSTON COLLEGE

- **2024 Record:** 7-5, 4-4 in ACC
- **Last Game:** def. Pittsburgh, 34-23
- **Streak:** Won 2
- **AP Rank:** Not Ranked
- **Coaches Rank:** Not Ranked
- **Head Coach:** Bill O'Brien
- **BC Record:** 7-5 (1st season)
- **Collegiate Record:** 22-14 (3rd season)
- **Record vs. Nebraska:** 0-2

SERIES HISTORY

- **All-Time Series:** First meeting

NEBRASKA BOWL HISTORY

- **All-Time Appearances:** 54th all-time
- **All-Time Bowl Record:** 26-27
- **Last Bowl:** lost to Tennessee, 38-24, 2016 Music City Bowl

TV INFORMATION



Play-by-Play: Mike Monaco
Analyst: Kirk Morrison
Sidelines: Dawn Davenport
ESPN App

HUSKERS RADIO NETWORK



Play-by-Play: Greg Sharpe
Analysis: Damon Benning
Sidelines: Jessica Coody
Pre/Post-Game: Matt Coatney, Jessica Coody, Ben McLaughlin & Josh Banderas

Huskers.com & Huskers App

NEBRASKA COMMUNICATIONS

FOOTBALL CONTACTS IN NYC

Senior Associate A.D./Comm... **Keith Mann**
 Phone 402-472-0237
 E-Mail kmann@huskers.com

Associate Comm. Director **Matt Smith**
 Phone 402-472-7780
 E-Mail msmith@huskers.com

Staff Photographer **Scott Bruhn**
 E-Mail sbruhn@huskers.com

Note: Senior Associate AD for Marketing/Multimedia **Brandon Meier**, Assistant AD/HuskerVision **Kirk Hartman**, Assistant AD/Creative and Emerging Media **Alex Rehurek** and Football Creative Team members **C.J. Campbell**, **Jordan Litten** and **Warren May** will also be with the team in New York City.

Nebraska will provide video to media from events in New York City. The video will be sent by e-mail and also available in the regular Nebraska media folders used throughout the season.

NEBRASKA QUICK FACTS

Location Lincoln, Neb.
 Population 294,757
 Founded 1869
 Enrollment 23,992
 Stadium Memorial Stadium (1923)
 Capacity 82,841
 Surface FieldTurf
 Nickname Cornhuskers, Huskers
 Colors Scarlet and Cream
 Conference Big Ten
 President Dr. Jeffrey P. Gold
 Chancellor Rodney Bennett
 Institutional Rep Scott M. Fuess Jr.
 Director of Athletics Troy Dannen
 Head Football Coach Matt Rhule
 Season of Football 135th
 National Championships 5
 (1970, 1971, 1994, 1995, 1997)
 Undefeated Seasons 11
 Perfect Seasons 9
 Total Conference Championships 46
 All-Time Games Played 1,381
 All-Time Record 923-430-40
 National Ranking in All-Time Wins 8th
 All-Time Bowl Appearances 53
 National Ranking in Bowl Appearances 8th
 All-Time Bowl Record 26-27

Website:
Huskers.com

X, Facebook, Instagram
 @Huskers

HUSKERS RETURN TO POSTSEASON IN 54TH BOWL GAME

Nebraska is making its 54th all-time bowl appearance in the 2024 Bad Boy Mowers Pinstripe Bowl and its first postseason appearance since the 2016 season. Nebraska's 54 bowl appearances a tie for eighth nationally, and the Huskers have been victorious in a bowl game 26 times in school history.

- Nebraska played the first of its 54 bowl games in the 1941 Rose Bowl when No. 7 Nebraska lost to No. 2 Stanford, 21-13.
- Nebraska's first-ever bowl victory occurred at the old Yankee Stadium in the 1962 Gotham Bowl. Coach Bob Devaney's first Nebraska team posted a 36-34 victory over Miami in a game played in frigid temperatures before a crowd of just more than 6,000 fans.
- Nebraska had a streak of 35 consecutive seasons with a bowl game spanning from 1969 to 2003. The Huskers' streak began in the 1969 Sun Bowl and continued through the 2003 Alamo Bowl.
- Nebraska most recently played in the postseason following the 2016 season when Nebraska faced off against Tennessee in the Music City Bowl. The Music City Bowl appearance was the last in a streak of nine straight seasons with a bowl appearance. The Huskers' most recent bowl victory was a win over UCLA in the 2015 Foster Farms Bowl.
- Nebraska's Pinstripe Bowl opponent, Boston College, has been selected for a bowl game for the 31st time in school history. The Eagles have a 15-13 record in bowl games, with two cancellations.

HUSKERS LOOK TO EVEN BOWL RECORD

Nebraska will be looking to pick up a win against Boston College to even its all-time bowl record at 27-27.

- Coach Matt Rhule is the 10th Husker head coach to guide the Huskers to a bowl game.
- By coach in bowl games, Nebraska was 0-1 under Biff Jones, 0-1 under Bill Glassford, 6-3 under Bob Devaney, 12-13 under Tom Osborne, 2-3 under Frank Solich, 1-1 under Bill Callahan, 4-3 under Bo Pelini, 0-1 under Barney Cotton and 1-1 under Mike Riley.

ACC SCHOOLS ARE FAMILIAR NEBRASKA BOWL OPPONENTS

The matchup with Boston College will mark Nebraska's first game against a current member of the Atlantic Coast Conference since a 2015 overtime loss at Miami. However, Nebraska has a long history of facing current ACC schools in bowl games.

- The Pinstripe Bowl will be Nebraska's 18th bowl game against a current member of the ACC, and first matchup with the conference in the postseason since a victory over Clemson in the Gator Bowl to conclude the 2008 season.
- Against current ACC schools in bowl games, Nebraska is 0-1 vs. Stanford, 0-1 vs. Duke, 2-4 vs. Miami, 1-0 vs. North Carolina, 1-1 vs. Clemson, 0-4 vs. Florida State, 0-1 vs. Georgia Tech and 1-0 vs. Virginia Tech.

BIG RED IN THE BIG APPLE

Nebraska has played two games in New York City in its history, including one game at old Yankee Stadium. The Huskers are 2-0 in the Big Apple, including a 1-0 record in bowl games. In the 1962 Gotham Bowl at Yankee Stadium, Nebraska notched its first-ever bowl victory in Bob Devaney's first season, a win that propelled the Huskers to five national championships and 21 conference titles over the next 35 years.

Nebraska 14, Rutgers 0 (Nov. 2, 1920 at the Polo Grounds)

In Nebraska's first-ever game east of Michigan, the Cornhuskers shut out Rutgers 28-0 at the Polo Grounds. The game was played on Election Day when Warren G. Harding was elected President of the United States by the largest popular-vote percentage margin in history. The Huskers traveled by train to the game and had a travel roster of 25 players.

Nebraska 36, Miami 34 (Gotham Bowl - Dec. 15, 1962 at Yankee Stadium)

In Bob Devaney's first season, Nebraska won its first-ever bowl game with a 36-34 victory over Miami inside old Yankee Stadium. It was the second - and final - Gotham Bowl ever played and the only one played in Yankee Stadium. Nebraska was not selected as Miami's opponent until Dec. 4, just 11 days before the game. Each team scored at least one touchdown in all four quarters in a back-and-forth contest that saw Nebraska overcome three deficits. Willie Ross had a 92-yard kickoff return in the game, which is the longest bowl game punt return in school history.

MONDAY, DEC. 23	TUESDAY, DEC. 24	WEDNESDAY, DEC. 25	THURSDAY, DEC. 26	FRIDAY, DEC. 27	SATURDAY, DEC. 28
TEAM DEPARTURE Morning flight from Lincoln to New York City PRACTICE NYC upon arrival	PRACTICE Practice in NYC	PRACTICE Morning Practice in NYC	PRACTICE Practice in NYC Time and Location to be finalized	PRESS CONFERENCE Head Coaches Press Conference via Zoom, 12-12:30 p.m. ET	GAME DAY Nebraska vs. Boston College, 11 a.m. (CT) ABC
		MERRY CHRISTMAS	POST-PRACTICE • Coaches TBD • Selected players		POST-GAME <i>Available after game:</i> • Coach Rhule • Selected players

NEBRASKA'S LAST FIVE BOWL GAMES

DATE	BOWL	OPPONENT	NU/OPP RANK	RESULT	SCORE
1/1/2013	Capital One	Georgia	23/6	Loss	31-45
1/1/2014	Gator	Georgia	NR/23	Win	24-19
12/27/2014	Holiday	USC	25/24	Loss	42-45
12/26/2015	Foster Farms	UCLA	NR/NR	Win	37-29
12/30/2016	Music City	Tennessee	24/NR	Loss	24-38

NEBRASKA NO STRANGER TO MLB STADIUMS

Although many locations have changed with regards to Major League Baseball teams and stadiums throughout the 135-year history of Nebraska football, available research suggests the Huskers have played in seven stadiums that were home to an MLB team. Nebraska has played a total of nine games in MLB Stadiums with the most recent occurrence taking place at the 1998 Holiday Bowl in San Diego.

- Nebraska boasts an 8-1 record in its nine games at an MLB stadium, including a 2-0 record in New York City and a 4-1 mark in bowl games.
- Five of the Huskers' nine games at an MLB stadium have been bowl games: the 1962 Gotham Bowl at Yankee Stadium; the 1976 Astro-Bluebonnet Bowl in Houston; the 1996 and 1998 Orange Bowls in Miami; and the 1998 Holiday Bowl in San Diego.

NEBRASKA GAMES AT MLB STADIUMS

STADIUM (CITY)	MLB TEAM	GAME YEAR(S)	RECORD
Astrodome (Houston)	Houston Astros	1976*	1-0
Forbes Field (Pittsburgh)	Pittsburgh Pirates	1921	1-0
Orange Bowl (Miami)	Florida Marlins	1996*, 1998*	2-0
Metrodome (Minneapolis)	Minneapolis Twins	1983, 1989	2-0
Polo Grounds (New York City)	New York Yankees/Giants	1920	1-0
Qualcomm Stadium (San Diego)	San Diego Padres	1998*	0-1
Yankee Stadium (New York City)	New York Yankees	1962*	1-0

7 STADIUMS **8 TEAMS** **9 GAMES** **8-1**
**bowl game; Note: Chart includes stadiums with an MLB tenant during the year NU played in the stadium*

RHULE GUIDES THIRD SCHOOL TO BOWL GAME

Nebraska Head Coach Matt Rhule is taking Nebraska to a bowl game in his second season leading the program. This marks the third school he has taken to the postseason, following bowl trips at Temple and Baylor.

- This will be Rhule's fourth overall bowl game as a head coach, posting a 1-2 record in his three previous bowl games as a head coach.
- While at Temple in 2015, the Owls dropped the Boca Raton Bowl to Toledo, 32-17. Rhule also led the 2016 team to a bowl appearance before departing for Baylor prior to the bowl trip.
- Rhule split two bowl games as the head coach at Baylor. His 2018 Bear team defeated Vanderbilt, 45-38, in the Texas Bowl, while the 2019 Baylor squad dropped a 26-14 decision to Georgia in the Sugar Bowl.
- Rhule is one of 12 active FBS head coaches who have led three different programs to a bowl game in their coaching career.

RHULE AND O'BRIEN SHARE NFL BACKGROUND

Husker Head Coach Matt Rhule and Boston College Head Coach Bill O'Brien are among a select group of current college head coaches who have also served as a head coach in the National Football League. Rhule was the head coach of the Carolina Panthers from 2020 to 2022, while O'Brien guided the Houston Texans from 2014 to 2020.

- Rhule and O'Brien are two of five former NFL head coaches who led FBS programs during the 2024 season. In addition to Rhule and O'Brien, Lane Kiffin (Ole Miss), Jim Mora Jr. (UConn) and Greg Schiano (Rutgers) also led their teams to bowl games.
- The matchup between Rhule and O'Brien is just the second FBS game this season between two former NFL head coaches. The first was Nebraska's 14-7 victory over Schiano's Rutgers team on Oct. 5 in Lincoln.
- The list of former NFL head coaches coaching in the FBS ranks will grow to six for the 2025 season with the addition of Bill Belichick taking over the North Carolina head coaching position.

BIG TEN STANDINGS

Place	Team	Big Ten	Overall
1.	Oregon	9-0	13-0
2.	Penn State	8-1	11-2
	Indiana	8-1	11-1
4.	Ohio State	7-2	10-2
5.	Illinois	6-3	9-3
	Iowa	6-3	8-4
7.	Minnesota	5-4	7-5
	Michigan	5-4	7-5
9.	Rutgers	4-5	7-5
	Washington	4-5	6-6
	USC	4-5	6-6
12.	Nebraska	3-6	6-6
	Michigan State	3-6	5-7
	Wisconsin	3-6	5-7
	UCLA	3-6	4-7
16.	Northwestern	2-7	4-8
17.	Maryland	1-8	4-8
18.	Purdue	0-9	1-11

2024 HUSKER HONORS

JACORY BARNEY JR., WR

- The Jet Award Watch List
- On3 Mid-Season Freshman All-American (All-Purpose)
- Big Ten Freshman of the Week (vs. Wisconsin)

BRYCE BENHART, OL

- Honorable-Mention All-Big Ten (Coaches)
- Outland Trophy Watch List

JOHN BULLOCK, LB

- Honorable-Mention All-Big Ten (Coaches,Media)
- Burlsworth Trophy Watch List

BRIAN BUSCHINI, P

- Honorable-Mention All-Big Ten (Coaches,Media)
- Ray Guy Award Watch List
- Big Ten Special Teams POW vs. Rutgers

THOMAS FIDONE II, TE

- Mackey Award Watch List

ISAAC GIFFORD, DB

- Wuerffel Trophy Watch List
- Campbell Trophy Semifinalist
- Jason Witten Man of the Year Watch List

MALCOLM HARTZOG JR., CB

- Honorable-Mention All-Big Ten (Coaches,Media)

NASH HUTMACHER, DL

- Honorable-Mention All-Big Ten (Coaches,Media)
- Bednarik Award Watch List

ISAIAH NEYOR, WR

- Earl Campbell Tyler Rose Award Watch List

DYLAN RAIOLA, QB

- Polynesian Player of the Year Watch List
- Shaun Alexander Award Semifinalist (1 of 14)
- Big Ten Freshman of the Week (vs. UTEP)
- On3 Mid-Season Freshman All-American (QB)

TY ROBINSON, DL

- Second-Team All-Big Ten (Associated Press)
- Third-Team All-Big Ten (Coaches, Media)

BEN SCOTT, OL

- Honorable-Mention All-Big Ten (Media)
- Rimington Trophy Watch List

DESHON SINGLETON, S

- Honorable-Mention All-Big Ten (Media)

JAVIN WRIGHT, LB

- Big Ten Sportsmanship Award

LAST GAME

IOWA 13, NEBRASKA 10

TEAM STATS	NU	IOWA
First Downs	20	5
Rushes-Yards	43-144	26-49
Passes	22-33-0	8-15-0
Passing Yards	190	115
Total Offense	334	164
3rd Downs	8-of-17	0-of-10
Turnovers	2	0
Penalties	4-20	1-15
Time of Possession	39:01	20:59

NU RUSHING LEADERS

Emmett Johnson—18 carries, 71 yards
 Dante Dowdell—13 carries, 50 yards, TD
 Rahmir Johnson—4 carries, 21 yards

NU PASSING LEADER

Dylan Raiola—22-32-0, 190 yards

NU RECEIVING LEADERS

Emmett Johnson—6 catches, 25 yards
 Jahmal Banks—4 catches, 41 yards
 Jacory Barney Jr.—3 receptions, 29 yards

NU DEFENSIVE LEADERS

Malcolm Hartzog Jr.—5 tackles, 2 TFL
 John Bullock—5 tackles, 1.5 TFL, PBU
 DeShon Singleton—5 tackles
 Isaac Gifford—4 tackles, TFL

NU SPECIAL TEAMS LEADER

Brian Buschini—2 punts inside 20

NOTING LAST GAME

- Nebraska held Iowa scoreless in the first half, marking Nebraska's fourth first-half shutout of the season. The first-half shutout is Nebraska's second straight at Kinnick Stadium against Iowa, as the Huskers led 17-0 at halftime in 2022.
- The Huskers held Iowa to five first downs and 164 total yards. Both of those were the fewest totals Nebraska has allowed in a Big Ten Conference game, bettering the previous lows of nine first downs and 175 total yards.
- Nebraska held Iowa to 115 passing yards, the fewest by an opponent this season. NU has gone 22 consecutive games without allowing 300 passing yards, dating back to last season. That is the longest streak for the Huskers since a 29-game stretch without allowing 300 passing yards spanning the 2008 to 2010 seasons.
- Offensive tackle Bryce Benhart started his 12th straight game of 2024 and the 53rd of his Nebraska career. He tied place-kicker/punter Alex Henery (2007-10) for the most starts in program history.
- Benhart and Ty Robinson each played in their 59th career game at Nebraska, extending their school record for games played.

HUSKERS FULL OF NEW YORK AND NEW JERSEY CONNECTIONS

The trip to the Bad Boy Mowers Pinstripe Bowl will be a homecoming of sorts for numerous members of the Huskers' travel party. Staff members and players with ties to the area include:

- Head Coach **Matt Rhule** is a New York City native and spent the majority of his childhood living in the city.
- University of Nebraska President **Dr. Jeffrey P. Gold** is a graduate of the Cornell University College of Engineering. He earned his M.D from the Weill Cornell College of Medicine and completed his general surgery residency at the New York-Presbyterian Hospital and Memorial Sloan Kettering Cancer Center.
- Nebraska running backs coach **E.J. Barthel** is a native of East Rutherford, N.J. Husker assistant **Ron Brown** was born in New York City, and after earning his undergraduate degree at Brown University, he received a master's degree from Columbia.
- Six Husker players hail from the New York/New Jersey area. Sixth-year senior running back **Rahmir Johnson** is a native of Harlem, while sophomore defensive end **Cameron Lenhardt** is from Staten Island. Four Husker players call New Jersey home including offensive guard **Justin Evans** (East Orange), running back **Kwinten Ives** (Beverly), offensive guard **Joey Mancino** (Holmdel) and place-kicker **Nico Ottomanelli** (Harrington Park).
- In addition to the New York-New Jersey ties, Nebraska has one significant connection to Boston College. Special teams coordinator **Ed Foley's** brother, Glenn, was a standout quarterback for the Eagles from 1990 to 1993. Glenn Foley is second in BC history in passing yards behind Doug Flutie and went on to play six seasons in the NFL.

EIGHT HUSKERS EARN ALL-BIG TEN HONORS

Senior defensive lineman Ty Robinson led a group of eight players who earned All-Big Ten honors following the regular season. Robinson was chosen as a third-team selection by both the coaches and media, the only Husker among the top three teams. He was also a second-team all-conference selection by the Associated Press.

A 6-foot-6, 310-pound senior, Robinson posted career highs in total tackles (33), TFLs (11) and sacks (six), as he led NU in tackles for loss, sacks and quarterback hurries (six). He had at least one tackle for loss in eight of the Huskers' 12 contests, anchoring a defense that ranks in the top 20 nationally in total defense (18th), scoring defense (18th) and rushing defense (11th). It is his second All-Big Ten selection, as he was an honorable mention pick in 2023.

- Four other Blackshirts earned honorable-mention accolades, including defensive lineman **Nash Hutmacher** (coaches and media), linebacker **John Bullock** (coaches and media), and defensive backs **Malcolm Hartzog Jr.** (coaches and media) and **DeShon Singleton** (media). It was the second straight year Hutmacher was an honorable mention pick by the coaches and media and the first honor for Bullock, Hartzog and Singleton.
- On the offensive side, seniors **Bryce Benhart** (coaches) and **Ben Scott** (media) were tabbed as honorable-mention picks, as both were selected for the second straight year.

NEBRASKA LEADS CONFERENCE IN ACADEMIC ALL-BIG TEN PICKS

Nebraska had a total of 71 football players earn Academic All-Big Ten accolades as announced by the league office on Dec. 12. Nebraska's total of players was the most by any school in the Big Ten. It also marked the highest percentage of eligible Husker players ever to earn Academic All-Big Ten recognition since the Huskers joined the conference.

- To be eligible for Academic All-Big Ten selection, students must be on a varsity team, have been enrolled full time at the institution for a minimum of 12 months and carry a cumulative grade-point average of 3.0 or higher. A total of 91 football players met the criteria and 78 percent of the eligible players earned academic recognition.
- Offensive tackle **Bryce Benhart** claimed the award for the fifth time in his career, while **Nate Boerkircher**, **Elliott Brown**, **Isaac Gifford** and **Nash Hutmacher** all became four-time Academic All-Big Ten team members. **Michael Booker III**, **Derek Branch**, **Grant Buda**, **Marques Buford Jr.**, **Alex Bullock**, **Turner Corcoran**, **Thomas Fidone II**, **Heinrich Haarberg** and **AJ Rollins** each grabbed their third honor.

HUSKER BOWL ROSTER FULL OF COLLEGE GRADUATES

The 2024 Nebraska roster included 19 players who played the regular season as college graduates, including 15 players who were Nebraska grads and four who transferred to Nebraska after previously earning their degrees. Additionally, 12 players on the 2024 roster received their degrees in December commencement, while center **Ben Scott** earned his master's degree.

- Among the group of graduates, 23 of those players remain on the Nebraska roster that will travel to the Pinstripe Bowl.

NEBRASKA FOOTBALL RECENT ACADEMIC HIGHLIGHTS

- » 3.241 team grade-point average in 2024 spring semester (highest in team history)
- » 71 Academic All-Big Ten selections in 2024 (most in Big Ten Conference)
- » 196 honor roll selections in the 2023-24 fall and spring semesters

COLLEGE GRADUATES ON NEBRASKA'S BOWL ROSTER

- | | |
|--|---|
| <ul style="list-style-type: none"> • Jahmal Banks • Bryce Benhart • Elliott Brown (Dec. 2024) • Marques Buford Jr. (Dec. 2024) • John Bullock • Brian Buschini • Blake Closman (Dec. 2024) • Turner Corcoran • Thomas Fidone II (Dec. 2024) • Isaiah Garcia-Castaneda • Isaac Gifford • Jalyn Gramstad | <ul style="list-style-type: none"> • Heinrich Haarberg • Nash Hutmacher • Rahmir Johnson • Henry Lutovsky (Dec. 2024) • Maurice Mazzucca • Teddy Prochazka • Ty Robinson • Ben Scott (Masters, Dec. 2024) • MJ Sherman (Dec. 2024) • Camden Witucki • Javin Wright |
|--|---|

HUSKERS ANNOUNCE ADDITIONS, ADJUSTMENTS TO STAFF

Nebraska has made several changes to its coaching staff over the past month, beginning with adding offensive coordinator **Dana Holgorsen** during the month of November. Since the conclusion of the regular season, Nebraska has promoted **John Butler** to defensive coordinator, added four new assistants to the defensive staff and one to the offensive staff.

- Holgorsen originally joined Nebraska on Nov. 4 as a consultant before Rhule announced on Nov. 11 that Holgorsen would handle the play-calling duties for the final three regular-season games. After the completion of the regular season it was announced that Holgorsen had agreed to a two-year contract to serve in the offensive coordinator role.
- With Holgorsen at the helm, Nebraska produced its best offensive output of the season in a 44-25 win over Wisconsin on Nov. 23. NU's point total was its best in 41 games and its total offense, rushing and passing totals were all the second-highest totals of the 2024 campaign.
- Holgorsen brings 32 years of collegiate experience to the Husker staff, including 13 seasons as a head coach. Holgorsen served as West Virginia's head coach from 2011 to 2018 and was the head coach at Houston from 2019 to 2023.
- Butler joined Nebraska in July as the secondary coach and defensive passing game coordinator. Following the regular season, Butler was promoted to defensive coordinator and will begin in that role at the Pinstripe Bowl.
- Butler has 30 years of coaching experience, including 20 in college football and 10 in the National Football League. With Butler leading the secondary in 2024, the Huskers returned three interceptions for touchdowns, the most by Nebraska since 2013. The Huskers also limited six opponents to 13 points or fewer.
- Butler joined Nebraska in July after six seasons with the Buffalo Bills where he helped the team to five playoff appearances and four AFC East titles. From 2018 through 2023, the Bills' defense ranked first in the NFL in total yards per game, passing yards per game, yards per completion, yards per attempt, TD passes allowed, opponent passer rating and passing first downs.
- On the offensive side, Nebraska hired **Daikiel Shorts Jr.** as wide receivers coach. Shorts brings Power Four coaching experience to the Huskers, as well as an accomplished resume as a receiver. He spent the 2024 season at Kentucky and worked for Holgorsen at both West Virginia and Houston. He was also an all-conference receiver for Holgorsen at West Virginia.
- In addition to Butler's promotion, Nebraska has added four coaches to its defensive staff since the end of the regular season. **Phil Snow** has been hired as associate head coach, **Phil Simpson** will serve as outside linebackers coach, **Terry Bradden** will join the Huskers as defensive line coach and **Addison Williams** will be Nebraska's secondary coach.
- A veteran defensive coach with a history of success, Snow will reunite with Rhule after serving as the defensive coordinator on Rhule's staffs at Temple, Baylor and the Carolina Panthers. A veteran with 37 years of collegiate coaching experience, Snow has served as defensive coordinator at seven previous schools, including UCLA, Washington, Arizona State, Boise State, Eastern Michigan, Temple and Baylor. He also has eight years of NFL experience with the Detroit Lions, Carolina Panthers and Chicago Bears.
- Simpson was on the Nebraska defensive staff as a quality control coach in 2023 and returns to the program after spending the 2024 campaign as a senior defensive analyst at Florida State. He is also a state championship winning high school head coach in Florida and was a defensive lineman at Temple while Rhule was an assistant on the Owls staff.
- Bradden will come to Nebraska from the Kansas City Chiefs, where he serves as the assistant defensive line coach. The 2024 campaign is Bradden's eighth in Kansas City and his fourth in his current role with the team, after serving as a defensive quality control coach (2018-20) and a defensive assistant (2017). He has been a part of three Super Bowl winning teams while on the Chiefs staff.
- Williams joins the Husker coaching staff after spending the past four seasons at UCF, including coordinating the Knights' defense in 2023 and 2024. A native of Atlanta, Williams has 15 overall years of experience as a college coach. In 2023, Williams guided a Knight defense that led the Big 12 Conference in fewest passing yards allowed at 196.7 per game.

2024 OFFENSE GAME-BY-GAME

RUSHING

GAME	ATT.	YDS.	TD	LONG
UTEP	47	223	3	42
CU	35	149	2	21
UNI	22	142	2	38
ILL	33	48	0	14
PUR	32	161	2	31
RUT	42	97	2	18
IND	29	70	1	13
OSU	33	121	1	38
UCLA	38	113	2	14
USC	25	119	0	20
WISC	36	180	4	19
IOWA	43	144	1	19

PASSING

GAME	COM-ATT-INT	YDS	TD	LG	SACKS
UTEP	25-36-0	284	2	59	1-6
CU	23-30-0	185	1	36	0-0
UNI	20-26-1	281	2	59	0-0
ILL	24-35-1	297	3	44	5-46
PUR	17-27-0	257	1	27	1-8
RUT	14-28-1	164	0	36	4-33
IND	28-46-3	234	0	28	2-11
OSU	21-33-1	152	0	33	3-21
UCLA	16-34-2	209	1	40	4-23
USC	27-38-2	191	1	29	2-6
WISC	28-38-0	293	1	27	0-0
IOWA	22-33-0	190	0	25	4-21

2024 DEFENSE GAME-BY-GAME

RUSHING DEFENSE

GAME	ATT.	YDS.	TD	LONG
UTEP	24	56	0	13
CU	22	16	0	17
UNI	39	139	0	11
ILL	39	166	0	21
PUR	31	50	0	13
RUT	32	78	0	17
IND	33	215	5	43
OSU	31	64	0	15
UCLA	30	139	0	57
USC	32	182	1	34
WISC	25	115	0	32
IOWA	25	49	0	25

PASSING DEFENSE

GAME	COM-ATT-INT	YDS	TD	LG	SACKS
UTEP	16-26-2	149	1	38	2-9
CU	23-40-1	244	1	30	6-41
UNI	16-32-1	162	0	21	1-1
ILL	21-27-0	215	4	29	2-7
PUR	18-25-1	174	1	19	5-35
RUT	15-37-2	186	1	43	4-29
IND	24-30-1	280	3	36	1-9
OSU	13-16-1	221	3	60	2-10
UCLA	17-25-0	219	2	48	2-12
USC	25-35-1	259	3	48	1-10
WISC	20-30-1	292	3	58	0-0
IOWA	8-15-0	115	1	72	1-6

SACKS/TFL

GAME	SACKS	YARDS	TFL	YARDS
UTEP	2	9	9	28
CU	6	41	10	49
UNI	1	1	3	4
ILL	2	7	2	7
PUR	5	35	9	51
RUT	4	29	9	36
IND	1	9	4	14
OSU	2	10	7	24
UCLA	2	12	4	15
USC	1	10	5	20
WISC	0	0	3	4
IOWA	1	6	9	18

NEBRASKA UNDER RHULE

Overall	11-13
vs. AP Ranked Teams.....	0-6
vs. AP Top-10 Teams	0-2
vs. Unranked Teams.....	11-7
Home.....	9-5
Road	2-8
Neutral.....	0-0
In August	1-1
In September.....	5-3
In October	4-2
In November	1-7
In December.....	0-0
In January	0-0
Individual Has 100+ Rushing Yards	2-1
Individual Has 100+ Receiving Yards.....	1-0
When Rushing for 200 or More Yards.....	3-1
When Rushing for 300 or More Yards.....	1-0
When Passing for 200 or More Yards	4-3
When Passing for 300 or More Yards	0-0
When Scoring 30 or More Points	5-0
When Scoring 40 or More Points	2-0
When Allowing 10 or Fewer Points	7-0
When Allowing 20 or Fewer Points	10-5
When Committing Zero Turnovers	3-0
When Winning Turnover Margin	6-1
When Scoring First	9-3
When Leading at Halftime.....	9-3
When Trailing at Halftime	0-8
When Tied at Halftime	2-2
Games Decided by 11 Points or More	9-3
Games Decided by 10 Points or Less.....	2-10
Games Decided by 7 Points or Less.....	1-9
Games Decided by 3 Points or Less.....	0-5
Overtime Games	0-2

RHULE'S COLLEGE CAREER

Overall	58-56
vs. AP Ranked Teams.....	3-24
vs. AP Top-10 Teams	0-11
vs. Unranked Teams.....	55-34
Home.....	34-23
Road	22-29
Neutral.....	2-4
In August	3-2
In September.....	18-16
In October	19-14
In November	15-20
In December.....	3-3
In January	0-1
Individual Has 100+ Rushing Yards	22-3
Individual Has 100+ Receiving Yards.....	19-12
When Rushing for 200 or More Yards.....	24-6
When Rushing for 300 or More Yards.....	4-0
When Passing for 200 or More Yards	35-34
When Passing for 300 or More Yards	13-14
When Scoring 30 or More Points	32-5
When Scoring 40 or More Points	15-3
When Allowing 10 or Fewer Points	25-0
When Allowing 20 or Fewer Points	40-6
When Committing Zero Turnovers	25-7
When Winning Turnover Margin	34-6
When Scoring First	41-17
When Leading at Halftime.....	45-11
When Trailing at Halftime	9-40
When Tied at Halftime	4-5
Games Decided by 11 Points or More	42-24
Games Decided by 10 Points or Less.....	16-32
Games Decided by 7 Points or Less.....	10-27
Games Decided by 3 Points or Less.....	6-13
Overtime Games	2-3

NOTABLES FROM THE 2024 SEASON

Nebraska's 2024 season featured several notable moments, including reaching the postseason for the first time since 2016, a 3-0 non-conference season and a 5-1 record in the first half of the season. Highlights for the 2024 season include:

- Nebraska secured a bowl berth with its November win over Wisconsin and will play in the postseason for the first time since 2016. The bowl trip will be Nebraska's 54th all-time bowl appearance.
- Nebraska opened the season with three consecutive non-conference victories, marking its first 3-0 start to the season since 2016. It was also the first time Nebraska was unblemished in non-conference play since 2016. The Huskers did not trail in their three non-conference games, and out-scored the opposition by a total of 102-20 in non-conference play.
- Nebraska won each of its first three games by at least 18 points. It marked the first time NU won three straight games by at least 18 points since the 2014 season, when the Huskers defeated Northwestern (21), Rutgers (18) and Purdue (21). The Huskers added two additional wins by at least 18 points with a 28-10 win at Purdue and a 44-25 victory over Wisconsin.
- The Huskers' 5-1 mark at the midpoint of the season was NU's best six-game record since 2016, when Nebraska began the season with seven wins. The 5-1 start marked the 10th time since 2000 Nebraska has been 5-1 or better through six games.
- Nebraska's early-season success was largely a result of fast starts. Nebraska out-scored its first six opponents in the second quarter by a total of 65-3. For the season, Nebraska has a 116-51 edge in the second quarter.
- Nebraska has pitched four first-half shutouts (Colorado, Purdue, Rutgers and Iowa). Dating back to 2023, Nebraska has allowed just six first-quarter touchdowns in its past 18 games.
- Nebraska was ranked in both national polls for two consecutive weeks (Sept. 8, Sept. 15). Nebraska rose as high as 22nd in both polls. The No. 22 AP ranking was Nebraska's highest since being ranked 17th entering the 2016 regular-season finale at Iowa.
- The Sept. 20 game with Illinois was the first matchup of two AP ranked teams at Memorial Stadium since 2013 (vs. UCLA) and the first Big Ten games between two ranked teams since 2011 when 13th-ranked Nebraska defeated No. 9 Michigan State.

BLACKSHIRT DEFENSE STRONG AGAIN IN 2024

For the second straight year, Nebraska has featured one of the Big Ten's top defenses.

- Nebraska allowed just 20 points in its first three games, the fewest through three games since allowing 16 points in the first three games in 2005. NU enters the Pinstripe Bowl ranked 18th in scoring defense at 19.8 points per game.
- Nebraska has held five opponents to 10 or fewer points. The five opponents held to 10 or fewer points is the most in a season since the 2009 team held eight of 14 opponents to 10 or fewer points.
- With an overtime touchdown, Illinois ended a streak of 10 straight opponents Nebraska had held to 24 or fewer points. It was the longest stretch Nebraska had limited the opposition to 24 points or less since a 14-game stretch spanning the 2009 and 2010 seasons.
- Nebraska's defense was dominant at home this season. Since the start of the 2023 season, just four of 14 opponents at Memorial Stadium have scored more than 14 points.
- Before the Oct. 19 game at Indiana, Nebraska held 13 straight opponents to less than 400 total yards dating back to last season. The last time Nebraska held more than 13 straight opponents to less than 400 yards was part of a 14-game stretch spanning the final three games of 2008 and first 11 contests of 2009. Overall, Nebraska held nine of 12 opponents this season and 15 of its last 18 opponents to fewer than 400 yards.
- Nebraska held five opponents this season to less than 300 yards, including limiting Ohio State to a season-low 285 yards after the Buckeyes entered the game averaging better than 500 yards per game. In the regular-season finale, Iowa gained just 164 total yards, the fewest by a Big Ten opponent in Nebraska's 14 seasons in the conference. Iowa also picked up just five first downs, the fewest by a Nebraska opponent since 2010.
- Nebraska has gone 22 consecutive games without allowing 300 passing yards, dating back to last season. That is the longest streak for the Huskers since a 29-game stretch without allowing 300 passing yards spanning the 2008 to 2010 seasons.
- Nebraska is allowing 315.4 yards of total offense per game, which ranks 18th nationally.
- Nebraska has allowed 40 plays of 20+ yards (10 rush, 30 pass), the 14th-fewest in the country.

SHUTTING DOWN THE RUN

Nebraska's defense has been strong against the run over the past two seasons, and that has been a key for Nebraska this season. The Huskers rank 11th nationally in rushing defense at 105.6 yards per game. In its six victories, Nebraska has allowed just 75.7 rushing yards per game. The Huskers held Iowa to just 43 rushing yards in the regular-season finale.

- Nebraska held its first six opponents without a rushing touchdown, before Indiana reached the end zone on the ground. The six-game stretch tied for the longest season-opening streak in FBS without allowing a rushing touchdown in the past 10 seasons. Prior to this year, the last team to not allow a rushing touchdown through its first six games was Georgia in 2019. The last Big Ten team to not allow a rushing touchdown in its first six games was Iowa in 2013.
- Dating back to last season, the Huskers have not allowed a rushing touchdown in 15 of their past 19 games. Nebraska allowed a rushing touchdown in just two of 12 games this season.
- Nebraska did not allow a rushing touchdown in its seven home games this season. This year marked the first time since 1939 that Nebraska went an entire home season without allowing a rushing touchdown. Nebraska was the only team not to allow a rushing TD at home this season.
- Nebraska held Colorado to 16 rushing yards, the fewest rushing yards by an opponent since Purdue had -2 rushing yards in 2020. NU has also held UTEP (56), Purdue (50), Rutgers (78), Ohio State (64) and Iowa (43) to less than 80 rushing yards. In 24 games under Head Coach Matt Rhule, the Huskers have held the opponent to less than 100 rushing yards 14 times, including 10 with 75 yards or less.
- Nebraska has allowed just three individual 100-yard rushers in 24 games over the past two seasons.

TURNOVER MARGIN REMAINS A KEY TO VICTORY

Nebraska's strong first half of the season was fueled in part by a +6 turnover differential through six games. Nebraska owned a positive or even TO margin in each of its first six games. In the second half of the season, Nebraska was -7 in turnover margin and enters the Pinstripe Bowl at -1 for the season. In 2023, Nebraska finished at -17 in turnover margin.

- The Huskers had a takeaway in the first eight games, Nebraska's longest streak since a nine-game stretch spanning the 2021 (final game) and 2022 (first eight games) seasons.
- Nebraska's defense posted multiple takeaways six times in 2024 (UTEP, Colorado, Illinois, Rutgers, USC, Wisconsin), and single takeaways against UNI, Purdue, Indiana and Ohio State.
- The multiple takeaways in consecutive games (UTEP, Colorado) marked the first time the Husker defense accomplished that since 2020 when Nebraska had multiple takeaways against Northwestern and Penn State. Nebraska once again had multiple takeaways in consecutive games against USC and Wisconsin.
- Nebraska has had a positive turnover margin six times in 2024. The Huskers were positive in turnover margin in their first three Big Ten games, marking the first time Nebraska had a positive turnover margin in three straight games since late in the 2018 season.
- The Huskers did not allow the opposition to score a point off turnovers through the first six games. However, Indiana scored 28 points off Husker turnovers in the loss in Bloomington. Nebraska has outscored opponents 51-38 in points off turnovers this season, including three interception returns for touchdowns.
- Junior defensive back **Malcolm Hartzog Jr.** has four interceptions this season, and ranks 18th nationally in interceptions per game. His four picks are tied for the most by a Husker since Nathan Gerry had five interceptions in 2015.
- Nebraska's 51 points off turnovers, includes three interceptions for touchdowns and a safety. In the season opener against UTEP, NU recorded a safety and followed up with a pick-six by **Tommi Hill** against Colorado. **John Bullock** added an interception for a touchdown at Purdue, and **Ceyair Wright** had a 45-yard return for a score at USC.
- Hill's interception for a touchdown against the Buffs was Nebraska's first pick-six since Cam Taylor-Britt had a pick-six against Iowa in 2019. It was Nebraska's first defensive touchdown of any kind since Deontai Williams returned a fumble for a score against Penn State in 2020. Nebraska's three interceptions for touchdowns this season is its most since having four in 2013.
- In the 40-7 win over UTEP in the opener, defensive lineman **Ty Robinson** had a tackle for loss for a safety. It was Nebraska's first defensive safety since 2015.
- With scores in back-to-back games to open the year, it marked the first time the defense scored in consecutive games since 2015, when Joshua Kalu had an interception return for a touchdown at Minnesota, and a week later the Huskers had a safety against Northwestern in Lincoln.

2024 GAME CAPTAINS

UTEP

OT Turner Corcoran, LS Camden Witucki, S DeShon Singleton, S Derek Branch

COLORADO

OT Bryce Benhart, WR Jahmal Banks, DL Ty Robinson, CB Marques Buford Jr.

UNI

RB Rahmir Johnson, JACK M.J. Sherman, LB John Bullock, P Brian Buschini

ILLINOIS

C Ben Scott, Rover Isaac Gifford, CB Tommi Hill, NT Nash Hutmacher

PURDUE

TE Thomas Fidone, WR Isaiah Garcia-Castaneda, LB Javin Wright, DB Malcolm Hartzog

RUTGERS

RB Rahmir Johnson, OG Justin Evans, LB Mikai Gbayor, DL Elijah Jeudy

INDIANA

QB Heinrich Haarberg, OG Henry Lutovsky, DL Ty Robinson, CB Tommi Hill

OHIO STATE

WR Jahmal Banks, OT Bryce Benhart, DE Jimari Butler, DB Marques Buford Jr.

UCLA

WR Janiran Bonner, DE Cam Lenhardt, CB Ceyair Wright, TE Nate Boerkircher

USC

WR Jahmal Banks, DE Jimari Butler, DL Ty Robinson, S Marques Buford Jr.

WISCONSIN

OT Bryce Benhart, LB John Bullock, NT Nash Hutmacher, S Isaac Gifford

IOWA

WR Elliott Brown, RB Emmett Johnson, LB MJ Sherman, S DeShon Singleton

CAREER DEFENSIVE BACK TACKLES

Player	Years	Tackles
Mike Brown	1996-99	287
Nate Gerry	2013-16	273
Isaac Gifford	2020-present	236
Daniel Bullocks	2002-05	226
Larry Asante	2007-09	224
Joshua Kalu	2014-17	215
Tyrone Byrd	1989-92	209
JoJo Domann	2016-21	209
Aaron Williams	2015-18	204
Marquel Dismuke	2017-21	204

NEBRASKA CAREER GAMES PLAYED

Player, Pos.	Years	GP
Ty Robinson, DL	2019-present	59
Bryce Benhart, OT	2019-present	59
Isaac Gifford, DB	2020-present	56
Cam Meredith, DE	2008-12	56
P.J. Mangieri, LS	2009-12	55

NEBRASKA CAREER STARTS

Player, Pos.	Years	GS
Bryce Benhart, OT	2019-present	53
Alex Henery, PK	2007-10	53
Ralph Brown, CB	1996-99	52
Kris Brown, PK	1995-98	51
Drew Brown, PK	2014-17	51

HOME OF THE HUSKERS



Memorial Stadium celebrated its 100th year in 2023. In the fall of 1922, a drive for \$430,000 in stadium construction funds was undertaken by faculty, students, alumni and friends of the University.

The stadium was named Memorial Stadium to honor all Nebraskans who served in the Civil and Spanish-American Wars; the 751 Nebraskans who died in World War I; the 3,839 in World War II; the 225 in Korea; the 422 in Vietnam; and those in Iraq.

Construction was completed in a few more than 90 working days and Memorial Stadium was dedicated on Oct. 20, 1923, at the Homecoming game in which Nebraska was held to a scoreless tie by Kansas.

The field at Memorial Stadium was named Tom Osborne Field - after the Huskers' legendary Hall-of-Fame coach - in 1998, one year after Osborne's retirement following 25 years and 255 victories as head coach.

TOP 10 HOME CROWDS

RK.	DATE	OPPONENT	ATT.
1.	Sept. 20, 2014	Miami	91,585
2.	Sept. 14, 2013	UCLA	91,471
3.	Aug. 30, 2014	Fla. Atlantic	91,441
4.	Nov. 29, 2013	Iowa	91,260
5.	Sept. 27, 2014	Illinois	91,225
6.	Nov. 22, 2014	Minnesota	91,186
7.	Aug. 31, 2013	Wyoming	91,185
8.	Nov. 2, 2013	Northwestern	91,140
9.	Nov. 1, 2014	Purdue	91,107
10.	Oct. 25, 2014	Rutgers	91,088

TOP 5 SEASON ATTENDANCE

RK.	YEAR	GAMES	TOTAL	AVG.
1.	2014	7	638,744	91,249
2.	2013	8	727,466	90,933
3.	2016	7	631,402	90,200
4.	2015	7	629,986	89,998
5.	2017	7	628,583	89,798

LONGEST HOME WIN STREAKS

RK.	BEGAN	ENDED	WINS
1.	Oct. 19, 1991	Oct. 31, 1998	47
2.	Sept. 28, 1901	Oct. 20, 1906	33
3.	Nov. 27, 1998	Nov. 2, 2002	26
4.	Sept. 27, 1969	Nov. 23, 1972	23
5.	Oct. 3, 1981	Nov. 17, 1984	21

All streaks at Memorial Stadium, except for the 33-game streak from 1901 to 1906.

ROBINSON ANCHORS POWERFUL DEFENSIVE FRONT

The Nebraska defense is full of veteran performers who made a mark for multiple seasons. That experienced group is headlined by sixth-year senior defensive lineman **Ty Robinson**. Robinson has played in 59 career games at Nebraska, tied with teammate **Bryce Benhart** for the NU school record. He has also made 45 career starts for the Huskers. Robinson has had a standout final season with the Huskers, earning second-team All-Big Ten honors from the Associated Press and third-team recognition from the league's coaches and media.

- Robinson has paced the Nebraska defense in disruptive plays in 2024. The Gilbert, Ariz., native has 33 tackles, including 11 tackles for loss, and six sacks, both team-leading totals. He has added three PBU, a forced fumble at USC and a blocked field goal against Colorado.
- Robinson's first TFL this season resulted in a safety against UTEP, and he also recorded a sack in the win over the Miners.
- The Nebraska defense and Robinson set the tone early against Colorado. On a CU three-and-out to start the game, Robinson had a PBU on the game's opening snap, and a nine-yard sack two plays later to set the tone. Robinson added a blocked field goal in the second quarter against the Buffs, as NU held Colorado scoreless in the first half.
- Robinson has recorded at least one sack or one TFL in eight of 12 games this season and ranks eighth in the Big Ten in sacks per game.

OFFENSE SHINES IN WIN OVER WISCONSIN

The Nebraska offense put together its most complete game of the past two seasons in the 44-25 victory over Wisconsin. Nebraska's 44 points were the most in two seasons under Coach Matt Rhule and the most by the Huskers since a 56-7 win over Northwestern in October of 2021.

- In addition to its top scoring output in 41 games, Nebraska put together a strong statistical effort in the victory. The Huskers' 473 yards of total offense were their most since the season opener against UTEP when Nebraska gained 507 yards. Nebraska ran for 180 yards, its second-highest total of the season and its most since running for 223 yards in the season opener. In the passing game, Nebraska's 293 yards was its second highest total of the season, trailing only 297 passing yards in an overtime loss to Illinois.
- Nebraska scored 24 first-half points against the Badgers, marking the Huskers' most in the first half since scoring 28 in the first half against Colorado. It was Nebraska's highest point total in the first half of a conference game since scoring 35 in the first half against Northwestern in 2021.

NOTING THE 2024 HUSKER OFFENSE

Nebraska's offensive showing against Wisconsin was similar to its impressive start to the season, highlighted by its effort in the opener against UTEP.

- Nebraska defeated UTEP 40-7 in the opener, and the 33-point margin of victory was Nebraska's largest since a 56-7 victory over Northwestern in 2021. It was the Huskers' largest margin of victory in a season opener since a 43-10 win over Fresno State to open the 2016 season.
- Nebraska scored at least 24 points in its first five games, the first time NU has had five straight games with 24 or more points since a five-game streak spanning the 2018 and 2019 seasons. It was the first time the Huskers have scored at least 24 points in their first five games since 2016.
- Nebraska has outscored opponents 178-99 in the first half. NU's 30 points in the first half against UTEP were its most in a first half since scoring 35 in the first half against Northwestern in 2021.
- The Huskers gained 507 yards of total offense against UTEP, the most by NU since gaining 575 yards against Georgia Southern in 2022.
- Nebraska's 284 passing yards against UTEP were its most since throwing for 354 yards at Purdue in 2022. Nebraska has added passing outputs of 281 yards vs. UNI, 297 yards against Illinois, 257 yards at Purdue and 293 yards vs. Wisconsin. The Huskers average 231.5 yards per game through the air.
- Nebraska had 223 rushing yards against UTEP with 11 players having at least one carry. The win over UTEP marked the first time Nebraska topped 200 yards in both rushing and passing since 2022 against Georgia Southern.
- Nebraska has shown its many offensive weapons throughout the season. Sixteen players have carried the ball, and 17 Huskers have caught a pass. In the opener, Nebraska had 11 ball carriers and 11 receivers, the most in both categories in a single game since 2021.

RAIOLA GUIDING HUSKER OFFENSE

True freshman quarterback **Dylan Raiola** took the reins of the Husker offense from the start of the season. Raiola has thrown for better than 200 yards six times, including a career-high 297 yards and three touchdowns against Illinois and 293 yards against Wisconsin. Overall, Raiola has thrown for 2,595 yards and 12 touchdowns. His passing yardage leads all FBS true freshmen and he is one of only six freshmen (true or redshirt) with more than 2,000 passing yards.

- Raiola is poised to break the Nebraska freshman single-season passing yardage record, needing 23 yards to surpass Adrian Martinez's record of 2,617 yards as a true freshman in 2018. Raiola and Martinez are the only Huskers to throw for 2,000 yards as a freshman.
- Raiola has completed 66.6 percent of his passes to rank second nationally among freshmen. He connected on at least 70 percent in each of the first three games. He was the first NU quarterback to complete at least 70 percent of his passes in three straight games since Jeff Quinn in 1980.
- On a national level, Raiola was the first true freshman since Marcus Mariota (2012, Oregon) to complete at least 70 percent of his passes in each of his first three games.
- Raiola was sharp in the final three games, connecting of 77-of-108 passing for a 71.3 completion rate in games against USC, Wisconsin and Iowa.
- Raiola's three touchdown passes against Illinois marked the first time a Nebraska quarterback had three touchdown passes since Casey Thompson at Iowa in 2022.
- In the season opener against UTEP, Raiola completed 19-of-27 passes for 238 yards and two touchdowns, while playing just one series after halftime. Raiola became just the second true freshman Husker quarterback since World War II to start a season opener, joining Adrian Martinez in 2018. Raiola earned Big Ten Freshman of the Week honors for his play in the opener.
- Raiola was the first Husker freshman (redshirt or true) quarterback to win his first start since Taylor Martinez guided Nebraska to a victory over Western Kentucky in the 2010 season opener. Martinez won his first five starts of the 2010 season.

RAIOLA, BARNEY JR. EARN NATIONAL RECOGNITION

Raiola's play through the first half of the season was recognized on a national level in October when he was named to the On3 Midseason True Freshman All-America team. Raiola was joined on the team by receiver **Jacory Barney Jr.**, who was selected as an all-purpose player. Raiola was also one of 14 semifinalists for the Shaun Alexander Freshman of the Year award.

- Barney has made his impact felt as a receiver, runner and return threat. A Miami native, Barney leads the team with 52 receptions, totaling 431 yards, including career highs with nine receptions for 85 yards against Wisconsin. Barney has set a Nebraska record for receptions by a true freshman, and he is three catches from the overall Husker freshman record of 55 receptions by redshirt freshman JD Spielman in 2017. Barney has been at his best in recent weeks, catching 33 passes in the past six games, including three games with at least six catches.
- Barney has rushed 10 times for 130 yards and three touchdowns, averaging an impressive 13.0 yards per rush.
- Nebraska was one of six schools with a pair of players on the midseason frosh All-America team, joining Alabama, Texas, Miami, Notre Dame and South Carolina. Nebraska was the only team with two offensive players on the squad.

VETERAN PASS CATCHERS KEY IN PASSING GAME

Nebraska's passing game was bolstered by a pair of veteran transfers added in the offseason. **Jahmal Banks** joined the Huskers from Wake Forest, while Isaiah Neyor came to Nebraska after previously playing at Texas and Wyoming. They joined junior tight end **Thomas Fidone II** as big targets in the passing game, with each of the three standing 6-4 or taller. While Neyor will not participate in the bowl game, Banks and Fidone remain key targets for Raiola.

- Banks has 40 catches for a team-high 508 yards and three touchdowns. Banks had four catches for 61 yards against UTEP, including a 21-yard touchdown catch just two seconds before halftime. He tied his career high with eight receptions for 94 yards against Illinois. He led Nebraska with five catches for 82 yards and a touchdown at Purdue, had five catches for 55 yards at USC, and caught four passes, including a TD grab, in the win over Wisconsin.
- Banks now has 147 career catches for 1,912 yards and 16 career touchdowns.
- Fidone has emerged as one of the Big Ten's best tight ends. Fidone has 31 catches for 323 yards this season, including six catches for 91 yards at Indiana and four grabs for 55 yards at Ohio State. He has 56 career receptions, and is the 11th tight end in program history to surpass 50 career catches.

NEBRASKA FOOTBALL FACTS

HISTORY

Season of Football.....	135th
All-Time Games Played	1,393
National Ranking in All-Time Wins	8th
All-Time Bowl Appearances	54
National Ranking in Bowl Appearances	8th

CHAMPIONSHIPS

National Championships	5
Back-to-Back National Championships	2
Undefeated Seasons	11
Perfect Seasons	9
Conference Championships	46

RECORD BREAKDOWN

All-Time Record.....	923-430-40
All-Time Bowl Record	26-27
Home Games	560-172-20
Memorial Stadium	437-152-13
Record in August.....	15-3-0
Record in September	187-56-6
Record in October.....	371-154-19
Record in November	311-181-15
Record in December	24-15-0
Record in January.....	14-21-0
Record in February	1-0-0
In Overtime.....	8-9
At Night.....	107-50-3
When Scoring 35+ Points.....	379-11
When Allowing 10 Points or Less ...	585-47-29
vs. Big Ten Teams	133-136-9
» In Big Ten Play (since 2011).....	53-68
» Home.....	29-30
» Away.....	24-36
» Neutral	0-2
vs. Ranked Teams	106-148-3
» Home.....	52-50-0
» Away.....	28-70-3
» Neutral	26-28-0
» vs. No. 1 Team.....	1-10-0
» as No. 1 Team	46-7-1

STREAKS

Consecutive Games Scoring a Point	363
Consecutive Home Games Scoring a Point...	372
Consecutive Home Sellouts.....	403
Record in Sellout Streak	326-77
» vs. Ranked Teams	47-40

INDIVIDUAL HONORS

College Football Hall of Fame Players	20
College Football Hall of Fame Coaches.....	7
First-Team All-Americans	110
Unanimous All-Americans.....	54
Academic All-Americans*.....	108
NCAA Top Ten Award Winners*.....	9
Heisman Trophy Winners	3
Walter Camp Award Winners	3
Maxwell Trophy Winners	1
Outland Trophy Winners*.....	9
Lombardi Trophy Winners	5
Butkus Award Winners.....	1
Johnny Unitas Golden Arm Award Winners...	1
Davey O'Brien Award Winners	1
Rimington Award Winners.....	1
Bednarik Award Winners	1
Nagurski Trophy Winners	1
Retired Jerseys	25
First-Team All-Conference Selections	520

*Total leads the nation

CHARTING THE HUSKERS

ALL-TIME WINS

RK.	SCHOOL	WINS
1.	Michigan	1,011
2.	Ohio State	974
	Alabama	974
4.	Texas	959
	Notre Dame	959
6.	Oklahoma	950
7.	Penn State	941
8.	Nebraska	923

CONFERENCE TITLES

RK.	SCHOOL	TITLES
1.	Oklahoma	50
2.	Nebraska	46
3.	Michigan	45

AP NATIONAL TITLES

RK.	SCHOOL	TITLES
1.	Alabama	12
2.	Notre Dame	8
3.	Oklahoma	7
4.	Miami	5
	Ohio State	5
	USC	5
t-7.	Nebraska	4

COACHES POLL NATIONAL TITLES

RK.	SCHOOL	TITLES
1.	Alabama	11
2.	Oklahoma	6
3.	USC	5
t-4.	Nebraska	4

BOWL APPEARANCES

RK.	SCHOOL	APP.
1.	Alabama	72
2.	Texas	60
3.	Georgia	59
4.	Oklahoma	58
	Tennessee	58
6.	USC	57
7.	LSU	55
t-8.	Nebraska	54

HEISMAN TROPHY WINNERS

RK.	SCHOOL	WINNERS
1.	Notre Dame	7
	Ohio State	7
	Oklahoma	7
	USC	7
5.	Alabama	4
t-6.	Nebraska	3

NFL DRAFT PICKS

RK.	SCHOOL	PICKS
1.	Notre Dame	532
2.	USC	530
3.	Ohio State	489
4.	Oklahoma	417
5.	Michigan	415
6.	Alabama	411
7.	Penn State	389
8.	LSU	381
9.	Georgia	379
10.	Florida	373
11.	Nebraska	368

JOHNSON SPARKS HUSKER RUNNING GAME

Sophomore running back **Emmett Johnson** sparked the Nebraska offense in the month of November, having the best stretch of his career after Dana Holgorsen took over as the play caller.

- In the final three games of the regular season, Johnson rushed 44 times for 239 yards. As a receiver, he caught 19 passes for 146 yards and a touchdown.
- Johnson rushed 16 times for a career-high 113 yards against Wisconsin, marking Nebraska's first 100-yard rushing game of the season. It was the first 100-yard game for a Husker running back in 19 games, dating back to a September 2023 game against Louisiana Tech. Johnson added six receptions for a career-high 85 receiving yards against the Badgers.
- For the season, Johnson has rushed for 523 yards, while averaging 5.1 yards per carry. He has added 35 receptions for 262 yards and a touchdown. His 35 catches are the most by a Husker running back since Marlon Lucky had a school-record 75 catches in 2007.

HUSKERS POSSESS VETERAN OFFENSIVE LINE

The most experienced unit on the Nebraska team entering 2024 was the offensive line. Husker offensive linemen combined to play in 224 career games with 153 career starts entering this season. Entering the Pinstripe Bowl, Husker offensive linemen have combined for 214 career starts.

- **Bryce Benhart** leads the way with 53 career starts, starting 53 of 56 games at right tackle the past five seasons. Benhart's 53 career starts are tied for the most by any player in school history (Alex Henery, PK/P, 53 starts, 2007-10). Benhart has played in 59 career games, tied with teammate Ty Robinson for the Nebraska school record.
- **Ben Scott** is in his second season as Nebraska's starting center. A member of the Rimington Trophy watch list, Scott has started all 12 games this season and 23 of 24 games since joining the Huskers. He has made 51 career starts, including his three seasons at Arizona State.
- **Justin Evans** (17 starts), **Henry Lutovsky** (14 starts), and **Gunnar Gottula** (8 starts) are the other regular starters on the offensive line. Evans has started all 12 games, with Lutovsky starting the past 10 contests. Gottula has started the past eight games after an early season injury to senior **Turner Cocoran**.
- Corcoran has 35 starts for the Huskers with 30 starts at left tackle, three starts at left guard and two starts at right tackle. Corcoran had started 30 consecutive games before suffering a season-ending injury against Northwestern last season. He missed Nebraska's final eight games after being injured against Illinois, and preserved his redshirt season allowing him to return in 2025.
- Transfer **Micah Mazzucca** has started 24 games in his career, including 11 starts at right guard for Florida in 2023, 10 starts at Baylor in 2022, and three games for the Huskers this season.
- **Teddy Prochazka** has started 11 career games, but was lost for the season after an injury during fall camp. The injury marked the third time in four years Prochazka has suffered a season-ending injury.

NEBRASKA CELEBRATES 400TH CONSECUTIVE SELLOUT

Nebraska celebrated its 400th consecutive sellout at Memorial Stadium on Sept. 20 against Illinois. The Huskers have sold out every game at Memorial Stadium for more than six decades, beginning with a game against Missouri on Nov. 3, 1962. Nebraska's sellout streak will be at 403 games heading into the 2025 season.

- During the sellout streak, Memorial Stadium has expanded several times and capacity has grown from 31,080 in 1962 to the current capacity of 82,841. Over 31 million fans have watched the Huskers at Memorial Stadium during the streak.
- Nebraska has a record of 326-77 during the sellout streak. The game against No. 24 Illinois was the 87th matchup against a ranked opponent during the sellout streak, with Nebraska owning a 47-40 mark in those games.

SINGLE-DIGIT NUMBERS AWARDED TO 'TOUGHEST' HUSKERS

For the second straight season, single-digit jersey numbers were awarded to the team's "toughest" players. The single-digit honorees were chosen through a players-only vote and the players then got to choose which single-digit number they wanted.

- The tradition of single-digit numbers being reserved for the chosen few dates back to Rhule's time at Temple.

"I got really tired of having a guy in my program who had spent three years at like No. 47...wanted to wear No. 1 or No. 3, and he had earned it and we would give it to a recruit," Rhule said prior to the 2023 season. "What we decided was (numbers) 1-9, now 0-9, would go to the nine or now 10 'toughest' guys on the team. When I say 'toughest', we define that for the guys, but really the guys who best exemplify what it means to be a Cornhusker. To be accountable, to be dependable, to be tough, hard-working, competitive every single day."

- The 10 players listed below were selected by their teammates to be worthy of having a single-digit number this season.

NEBRASKA SINGLE-DIGIT JERSEY PLAYERS

- » No. 0 Nash Hutmacher, DL*
- » No. 1 Jimari Butler, DL#
- » No. 2 Isaac Gifford, DB*
- » No. 3 Marques Buford Jr., DB
- » No. 4 Jahmal Banks, WR
- » No. 5 John Bullock, LB*
- » No. 6 Tommi Hill, DB
- » No. 7 Malcolm Hartzog Jr., DB
- » No. 8 DeShon Singleton, DB*
- » No. 9 Ty Robinson, DL*

*also wore a single-digit jersey during the 2023 season
#wore #1 for first five games, before switching back to #10; entered transfer portal after season

RHULE CONTINUES TREND OF SECOND-YEAR IMPROVEMENT

The second-year improvement under Matt Rhule continues his trend of making progress in the second season in each of his previous two college coaching jobs. Nebraska jumped from five to six wins this season and qualified for the postseason for the first time in eight years. Excluding his first season at each school, Rhule has either matched or improved on his team's previous season record every season he's been a college head coach.

- In his first job at Temple, Rhule led the Owls to a four-win improvement from his first season to his second. Temple had another four-win improvement in 2015, and then Rhule led the Owls to a second straight 10-win campaign in 2016, matching the school record for victories each season.
- At Baylor, Rhule guided the Bears to a six-win improvement from year one to year two. That improvement ranked third nationally and was the largest win improvement of any Power Conference program that season. The Bears then went from seven victories in 2018 to a school-record 11-win season in 2019. The 9-0 start was the best in school history.
- Rhule took on rebuilding jobs at Temple, Baylor and Nebraska, which contributed to an 8-28 combined record in his first season at each school. But excluding his first season at Temple, Baylor and Nebraska, Rhule boasts a 50-28 record with three 10-win seasons in six seasons.

YEAR	SCHOOL	WINS	IMPROVEMENT
2013	Temple	2	First year
2014	Temple	6	+4
2015	Temple	10	+4
2016	Temple	10	Same
2017	Baylor	1	First year
2018	Baylor	7	+6
2019	Baylor	11	+4
2023	Nebraska	5	First year
2024	Nebraska	6	+1

MILESTONES TO WATCH IN PINSTRIPE BOWL

Several individuals have a chance at school records or career milestones at the Pinstripe Bowl.

- **Bryce Benhart** and **Ty Robinson** are both set to play in their 60th and final game at the Pinstripe Bowl. They would be the first players in program history to play in 60 career games.
- Benhart is expected to start at right tackle against Boston College. The start would be the 54th of his career, which would be the most in the history of Nebraska football.
- **Jahmal Banks** enters the Pinstripe Bowl with 1,912 career receiving yards, including his four seasons at Wake Forest. He needs 88 yards to reach 2,000 career receiving yards. In the 2021 matchup between Wake Forest and Boston College, Banks caught seven passes for 79 yards and two touchdowns.
- **Jacory Barney Jr.** leads Nebraska with 52 receptions, a total that ranks third nationally among all FBS freshmen. Barney is looking to become the first true freshman to lead the Huskers in receptions since freshmen regained eligibility in 1972. Barney also needs four catches against Boston College to set the Nebraska freshman record for season receptions.
- **Dylan Raiola** is expected to be the Huskers' starting quarterback at the Pinstripe Bowl. Raiola also enters the Pinstripe Bowl needing only 23 yards passing to set Nebraska's freshman passing record, which is currently held by Adrian Martinez (2,617 yards in 2018).

NEBRASKA AMONG TOP ALL-TIME PROGRAMS

Nebraska is playing its 135th football season this fall, and the Huskers have historically been one of the top programs in college football history.

- Nebraska ranks eighth in NCAA history with 923 wins and 54 all-time bowl game appearances.
- The Huskers have won five national titles. Nebraska's four Associated Press national championships (1970, 1971, 1994, 1995) rank seventh all-time and NU's four coaches poll titles (1971, 1994, 1995, 1997) rank fourth.
- Nebraska's 46 conference titles rank second in NCAA history.
- The success extends to the classroom as well. Nebraska football has produced more Academic All-Americans (108) and more NCAA Top 10 Award winners (9) than any other team in any sport in NCAA history.

CHARTING THE HUSKERS

CONSECUTIVE HOME SELLOUTS

RK.	SCHOOL	SELLOUTS
1.	Nebraska	403
2.	Oklahoma	159

NATIONAL TITLES SINCE 1970

RK.	SCHOOL	TITLES
1.	Alabama	12
2.	Nebraska	5
	Miami	5

WINS SINCE 1970

RK.	SCHOOL	WINS
1.	Ohio State	521
2.	Oklahoma	515
3.	Alabama	511
4.	Georgia	495
5.	Michigan	494
6.	Nebraska	489

9-WIN SEASONS

RK.	SCHOOL	SEASONS
1.	Alabama	55
2.	Nebraska	50
	Oklahoma	50

10-WIN SEASONS

RK.	SCHOOL	SEASONS
1.	Alabama	43
	Oklahoma	43
3.	Michigan	32
4.	Ohio State	32
5.	Nebraska	27

WEEKS RANKED IN AP POLL

RK.	SCHOOL	WEEKS
1.	Ohio State	997
2.	Michigan	926
3.	Oklahoma	904
4.	Alabama	888
	Notre Dame	888
6.	USC	818
7.	Texas	788
8.	Nebraska	732
9.	Penn State	710

WEEKS RANKED NO. 1 IN AP POLL

RK.	SCHOOL	WEEKS
1.	Alabama	141
2.	Ohio State	105
3.	Oklahoma	101
4.	Notre Dame	98
5.	USC	91
6.	Florida State	72
7.	Nebraska	70
8.	Miami	68

COACHING LEDGER

NEBRASKA (2023-24)

- Head Coach

CAROLINA PANTHERS (2020-22)

- Head Coach

BAYLOR (2017-2019)

- Head Coach

TEMPLE (2013-16)

- Head Coach

NEW YORK GIANTS (2012)

- Assistant Coach (Assistant OL)

TEMPLE (2006-11)

- Offensive Coordinator (TE)/ Recruiting Coordinator (2011)
- Offensive Coordinator (QB) (2008-10)
- Assistant Coach (QB)/ Recruiting Coordinator (2007)
- Assistant Coach (DL) (2006)

WESTERN CAROLINA (2002-05)

- Assistant Head Coach (OL)/ Running Game Coordinator/ Special Teams (2005)
- Assistant Head Coach (Special Teams/LB) (2003-04)
- Assistant Coach (Special Teams/LB) (2002)

UCLA (2001)

- Assistant Coach (Assistant DL)

BUFFALO (1999-2000)

- Assistant Coach (DL) (2000)
- Assistant Coach (Assistant DL) (1999)

ALBRIGHT [PA.] COLLEGE (1998)

- Assistant Coach (LB)

HEAD COACHING RECORDS

YEAR	TEAM (ROLE)	RECORD
2013	Temple	2-10
2014	Temple	6-6
2015	Temple	10-4
2016	Temple	10-3
4 SEASONS		28-23
2017	Baylor	1-11
2018	Baylor	7-6
2019	Baylor	11-3
3 SEASONS		19-20
2020	Carolina Panthers	5-11
2021	Carolina Panthers	5-12
2022	Carolina Panthers	1-4
2+ SEASONS		11-27
2023	Nebraska	5-7
2024	Nebraska	6-6
2 SEASONS		11-13
12 CAREER SEASONS		69-83
9 COLLEGE SEASONS		58-56

HEAD COACH MATT RHULE

2019 NATIONAL COACH OF THE YEAR



- **2ND SEASON AT NEBRASKA**
- **9TH COLLEGIATE SEASON**
- **12TH CAREER SEASON**

Matt Rhule has a proven track record as a program builder. In his first two collegiate head coaching jobs at Temple (2013-16) and Baylor (2017-19), Rhule led both the Owls and the Bears to their most victories in school history in just his third season. He also took both teams to the conference championship game in year three.

Rhule took Temple from two wins in his first season to a school-record 10 victories in both his third and fourth seasons with an appearance in the conference championship game both seasons. He then took Baylor from one win in his first season to a school-record 11 victories in his third season and an appearance in the Big 12 Championship Game and the Sugar Bowl.

Before taking the Nebraska job, Rhule one won conference title, three division titles and produced three seasons with double-digit wins in a five-season span (2015-19).

TAKING TEMPLE TO NEW HEIGHTS

In his tenure at Temple from 2013 to 2016, Rhule took the Owls to new heights.

- In Rhule's second season in 2014, Temple posted the program's first win over an SEC team since 1938, its first win over a ranked opponent in 16 seasons and the program's largest margin of victory in nearly 50 years.
- Rhule won 10 games in both 2015 and 2016. He is responsible for two of the three 10-win seasons in Temple's 124-year history.
- He also took the Owls to back-to-back bowl games in 2015 and 2016, the first time Temple played in a bowl in consecutive seasons.
- In 2015, Rhule led Temple to the American Athletic Conference Championship Game, the first conference title game in program history.
- The next season, Rhule guided the Owls to their second conference title in program history and the first in nearly 40 years.
- Temple has spent a total of 16 weeks ranked in the 88-year history of the Associated Press top-25 poll. More than half of those top-25 rankings (9) came under Rhule in 2015 and 2016.

AN ENCORE AT BAYLOR

At Temple, Rhule led the Owls to their highest season win total in program history, their first conference championship game appearance and an impressive run in the national rankings. He produced an encore by repeating each of those same feats in three seasons at Baylor.

- Baylor finished with 11 losses in Rhule's first season in 2017 but two years later, he guided the Bears to 11 wins in 2019. Baylor became the first Power Conference program to go from 11 losses to 11 wins in two or fewer seasons.
- Baylor won its final two games of the 2018 season and its first nine games of the 2019 campaign. The 11 straight victories marked the second-longest winning streak in school history, while Baylor's 9-0 start in 2019 was the best start in program history.
- In 2019, Rhule led Baylor to its most wins (11) in school history, the Bears advanced to their first Big 12 Championship Game and played in the Sugar Bowl for only the second time in program history.
- Baylor finished with a No. 13 ranking in 2019, the Bears' second-highest final ranking since 1951.

NEBRASKA COACHING STAFF



JOHN BUTLER
Defensive
Coordinator



DANA HOLGORSEN
Offensive
Coordinator



ED FOLEY
Special Teams
Coordinator



E.J. BARTHEL
Running Backs



RON BROWN
Fullbacks & Returners



AARON COELING
Assistant
Offensive Line



ADAM DIMICHELE
Assistant Secondary/
Safeties



ROB DVORACEK
Linebackers



JOSH MARTIN
Assistant
Special Teams



JAMAR MOZEE
Senior Football
Assistant



DONOVAN RAIOLA
Offensive Line



MARCUS SATTERFIELD
Tight Ends



DAIKIEL SHORTS JR.
Wide Receivers



PHIL SIMPSON
Outside Linebackers



PHIL SNOW
Associate
Head Coach



GLENN THOMAS
Quarterbacks



KEITH WILLIAMS
Tight Ends



IRA SAVAGE-LEWIS
Graduate Assistant



RJ SNEED
Graduate Assistant



TARIQ THOMPSON
Graduate Assistant



MIKE WILLIAMS
Graduate Assistant



COREY CAMPBELL
Strength Coach



DR. SUSAN ELZA
Chief of Staff



SEAN PADDEN
General Manager



JARRETT WISHON
Assistant to the
Head Coach

SCOUTING THE BOSTON COLLEGE EAGLES



Boston College posted a 7-5 record and a 4-4 mark in ACC play this season after picking up wins over North Carolina and Pitt to conclude the regular season.

The Eagles enter the Pinstripe Bowl averaging 29.3 points and 367.2 yards per game, with 190.9 yards per game through the air and 176.3 yards per game on the ground. Grayson James has started the last three games for the Eagles, completing 80-of-125 passes for 901 yards, six touchdowns and a pair of interceptions. Lewis Bond leads Boston College with 60 receptions for 590 yards and three scores, followed by Reed Harris with 15 grabs for 461 yards and four touchdowns. Kye Robichaux paces the rushing attack for the Eagles, carrying the ball 165 times for 725 yards and 10 touchdowns, while Treshaun Ward has tallied 77 rushes for 406 yards and a pair of scores.

Defensively, the Eagles are allowing 24.1 points and 360.5 yards per game this season. Donovan Ezeiruaku leads the Boston College defense with a team-high 80 tackles, 20.5 tackles for loss, 16.5 sacks and 15 quarterback hurries in 2024.

9/2	at Florida State	W, 28-13
9/7	Duquesne	W, 56-0
9/14	at Missouri	L, 27-21
9/21	Michigan State	W, 23-19
9/28	WKU	W, 21-20
10/5	at Virginia	L, 24-14
10/17	at Virginia Tech	L, 42-21
10/25	Louisville	L, 31-27
11/9	Syracuse	W, 37-31
11/16	at SMU	L, 38-28
11/23	North Carolina	W, 41-21
11/30	Pitt	W, 34-23

HEAD COACH INFORMATION



HEAD COACH
BILL O'BRIEN

- 1st Season at Boston College (7-5 Record)
- 3rd Career Season (22-14 Record)

Bill O'Brien is in his first season at the helm of Boston College and has led the Eagles to a 7-5 overall record in his debut season.

A 32-year coaching veteran on staffs across the college and professional ranks, O'Brien was elevated to his first head coaching post at Penn State in 2012. He guided the Nittany Lions to an overall record of 15-9 and a 10-6 Big Ten mark during the span of two seasons while directing the program through a postseason ban. He was named the head coach of the NFL's Houston Texans in 2014, leading the franchise to a 52-48 record, four AFC South Division titles and four playoff appearances - including two Wild Card round wins - between 2014 and 2020.

After his time in Houston, O'Brien returned to the college game as the quarterbacks coach and offensive coordinator at Alabama under Nick Saban in 2021 and 2022. He mentored Heisman Trophy winning QB Bryce Young and helped the Crimson Tide reach the College Football Playoff national championship game in 2021. In his second season, Alabama was fourth nationally in scoring offense (41.1 points/game), 11th in total offense (477.1 yards/game) and 19th in passing offense (281.5 yards/game) en route to an 11-2 record and a victory in the Sugar Bowl.

2024 BOSTON COLLEGE STAT LEADERS

RUSHING	ATT.	YDS	YPC	YPG	TD
Kye Robichaux	165	725	4.4	60.4	10
Treshaun Ward	77	406	5.3	36.9	2
Jordan McDonald	50	362	7.2	51.7	2

PASSING	CMP-ATT-INT	PCT	YDS	YPG	TD
Thomas Castellanos	99-161-5	61.5	1,366	170.8	18
Grayson James	80-125-2	64.0	901	180.2	6

RECEIVING	REC.	YDS	YPC	YPG	TD
Lewis Bond	60	590	9.8	49.2	3
Reed Harris	15	461	30.7	38.4	4
Kamari Morales	26	311	11.9	25.9	6
Treshaun Ward	15	268	17.8	24.3	4

PUNTING	NO.	YDS	AVG	LG	I20	50+
Ivan Zivenko	25	928	37.1	50	9	1
Liam Connor	14	508	36.2	49	4	0

PUNT RET.	NO.	YDS	AVG	TD
Isaiah Farris	12	68	5.7	0
Jayden McGowan	5	33	6.6	0

KICK RET.	NO.	YDS	AVG	TD
Jayden McGowan	5	97	19.4	0
Cameron Martinez	3	55	18.3	0

FIELD GOALS	FG-ATT	PCT	LG
Luca Lombardo	1-1	100.0	39
Liam Connor	2-3	66.7	49

TACKLES	TACK	TFL	SCK
Donovan Ezeiruaku	80	20.5	16.5
KP Price	76	1.5	1.0
Daveon Crouch	63	4.0	1.0
Carter Davis	47	1.0	--
Cam Horsley	42	7.0	--

2024 STATISTICAL RANKING COMPARISON						
NEB	NAT.	B1G	CATEGORY	ACC	NAT.	BC
130.6	95th	12th	Rushing Offense	8th	50th	176.0
228.1	66th	9th	Passing Offense	16th	105th	190.8
358.7	94th	10th	Total Offense	13th	88th	366.8
23.8	97th	10th	Scoring Offense	9th	57th	29.3
105.8	12th	6th	Rushing Defense	4th	22nd	113.6
209.7	51st	10th	Pass Defense	13th	110th	246.9
315.4	18th	8th	Total Defense	8th	60th	360.5
19.8	18th	7th	Scoring Defense	8th	61st	24.1
43.4%	37th	7th	3rd-Down Offense	5th	34th	43.6%
34.0%	30th	5th	3rd-Down Defense	12th	52nd	37.0%
75.5%	117th	17th	Red Zone Offense	17th	119th	74.5%
81.3%	57th	9th	Red Zone Defense	13th	99th	87.0%
36.1	116th	17th	Net Punting	17th	127th	35.14
4.87	109th	18th	Punt Returns	14th	89th	6.18
12.06	111th	12th	Punt Return Defense	1st	15th	4.11
18.43	99th	14th	Kickoff Returns	17th	121st	16.33
22.33	103rd	16th	Kick Return Defense	7th	60th	19.54
6.25	79th	15th	Penalties	1st	12th	4.50
53.0	77th	15th	Penalty Yards	2nd	25th	43.33
16	69th	9th	Turnovers Gained	3rd	12th	23
17	63rd	10th	Turnovers Lost	6th	42nd	15
-0.08	69th	10th	Turnover Margin	3rd	20th	+0.67

O'BRIEN VS. NEBRASKA

O'Brien will face Nebraska for the third time as a head coach. O'Brien holds an 0-2 record against the Huskers after suffering losses to the Big Red with Penn State in 2012 and 2013.

BOSTON COLLEGE INFORMATION

Boston College has fielded a football team since 1893 and has an all-time record of 701-529-37. The Eagles have claimed one national title and a conference championship.

The Eagles have an overall bowl record of 15-13. Most recently, Boston College picked up a 23-14 win over SMU in the Fenway Bowl last season.

- **First Year:** 1893
- **All-Time Record:** 701-529-37
- **Bowl Record:** 15-13
- **Conference Titles:** 1
- **National Titles:** 1
- **Stadium:** Alumni Stadium
- **Capacity:** 44,500
- **Playing Surface:** AstroTurf
- **Location:** Chestnut Hill, Mass.
- **Enrollment:** 15,025
- **Colors:** Maroon and Gold

THE LAST TIME AN INDIVIDUAL...

OFFENSE

100 YARDS RUSHING

Nebraska: Emmett Johnson (113) vs. Wisconsin (Nov. 23, 2024)
Opponent: Woody Marks (146) at USC (Nov. 16, 2024)

200 YARDS RUSHING

Nebraska: Ameer Abdullah (225), vs. Rutgers (Oct. 25, 2014)
Opponent: Braelon Allen (228), at Wisconsin (Nov. 20, 2021)

300 YARDS RUSHING

Nebraska: Roy Helu Jr. (307), vs. Missouri (Oct. 30, 2010)
Opponent: Melvin Gordon (408), at Wisconsin (Nov. 15, 2014)

4 RUSHING TOUCHDOWNS

Nebraska: Ameer Abdullah (4), at Northwestern (Oct. 18, 2014)
Opponent: Melvin Gordon (4), at Wisconsin (Nov. 15, 2014)

MORE THAN 4 RUSHING TOUCHDOWNS

Nebraska: Calvin Jones (6), at Kansas (Nov. 9, 1991)
Opponent: Chris Brown (6), at Colorado (Nov. 23, 2001)

300 YARDS PASSING

Nebraska: Casey Thompson (354), at Purdue (Oct. 15, 2022)
Opponent: Shedeur Sanders (393), at Colorado (Sept. 9, 2023)

400 YARDS PASSING

Nebraska: Tanner Lee (431), at Purdue (Oct. 28, 2017)
Opponent: Kyle Vantrease (409), Georgia Southern (Sept. 10, 2022)

500 YARDS PASSING

Nebraska: Joe Ganz (510), vs. Kansas State (Nov. 10, 2007)
Opponent: Tim Rattay (590), vs. Louisiana Tech (Aug. 29, 1998)

30 COMPLETIONS

Nebraska: Tanner Lee (32), at Purdue (Oct. 28, 2017)
Opponent: Shedeur Sanders (31), at Colorado (Sept. 9, 2023)

40 COMPLETIONS

Nebraska: Never Happened
Opponent: Clayton Thorson (41), at Northwestern (Oct. 13, 2018)

4 PASSING TOUCHDOWNS

Nebraska: Ryker Fyfe (4), at Purdue (Oct. 31, 2015)
Opponent: Luke Altmeyer (4), vs. Illinois (Sept. 20, 2024)

MORE THAN 4 PASSING TOUCHDOWNS

Nebraska: Joe Ganz (7), vs. Kansas St. (Nov. 10, 2007)
Opponent: J.T. Barrett (5), vs. Ohio State (Oct. 14, 2017)

TD PASS BY A NON-QUARTERBACK

Nebraska: De'Mornay Pierson-El (WR), at Northwestern (Oct. 18, 2014)
Opponent: Brayden Willis (TE), vs. Oklahoma (Sept. 17, 2022)

10 RECEPTIONS

Nebraska: Trey Palmer (10), vs. Oklahoma (Sept. 17, 2022)
Opponent: Travis Hunter (10), vs. Colorado (Sept. 7, 2024)

100 RECEIVING YARDS

Nebraska: Isaiah Neyor (121), vs. UTEP (Aug. 31, 2024)
Opponent: Vinny Anthony II (137), vs. Wisconsin (Nov. 23, 2024)

200 RECEIVING YARDS

Nebraska: Trey Palmer (237), at Purdue (Oct. 15, 2022)
Opponent: Jaxon Smith-Njigba (240), vs. Ohio State (Nov. 6, 2021)

3 RECEIVING TOUCHDOWNS

Nebraska: Brandon Kinnie (3), at Oklahoma State (Oct. 23, 2010)
Opponent: Dezmon Briscoe (3), at Kansas (Nov. 3, 2007)

500 TOTAL OFFENSE YARDS

Nebraska: Joe Ganz (521), at Colorado (Nov. 23, 2007)
Opponent: Tim Rattay (568), vs. Louisiana Tech (Aug. 29, 1998)

LONG OFFENSIVE PLAYS

60-69 YARD RUN

Nebraska: Trey Palmer (60), at Purdue (Oct. 15, 2022)
Opponent: Dillon Gabriel (61), vs. Oklahoma (Sept. 17, 2022)

70-79 YARD RUN

Nebraska: Josh Fleeks (74, TD), vs. Michigan (Sept. 30, 2023)
Opponent: Braelon Allen (71, TD), at Wisconsin (Nov. 20, 2021)

80-89 YARD RUN

Nebraska: Zavier Betts (83, TD), vs. Northwestern (Oct. 2, 2021)
Opponent: Jonathan Taylor (88, TD), at Wisconsin (Oct. 6, 2018)

90-99 YARD RUN

Nebraska: Taylor Martinez (92, TD), at UCLA (Sept. 8, 2012)
Opponent: Eli Roberson (91, TD), vs. Kansas St. (Nov. 16, 2002)

60-69 YARD PASS

Nebraska: Thompson to Palmer (64), at Purdue (Oct. 15, 2022)
Opponent: Howard to Smith (60), at Ohio State (Oct. 26, 2024)

70-79 YARD PASS

Nebraska: Haarberg to Lloyd (73, TD), vs. Purdue (Oct. 28, 2023)
Opponent: Stratton to Johnson (72), at Iowa (Nov. 29, 2023)

80-89 YARD PASS

Nebraska: Thompson to Palmer (87, TD), at Iowa (Nov. 25, 2022)
Opponent: Plummer to Bell (89, TD), at Purdue (Dec. 5, 2020)

90-99 YARD PASS

Nebraska: Armstrong Jr. to Enunwa (99, TD), vs. Georgia (Jan. 1, 2014)
Opponent: Montez to Nixon (96, TD), at Colorado (Sept. 7, 2019)

DEFENSE

15 TACKLES

Nebraska: Luke Reimer (15), vs. Northwestern (Aug. 27, 2022)
Opponent: Dorian Hopkins (16), UTEP (Aug. 31, 2024)

20 TACKLES

Nebraska: Lee Kunz (23), at Oklahoma (Nov. 25, 1977)
Opponent: Ryan Greenhagen (31), Fordham (Sept. 4, 2021)*
 *-opponent school record

3.0 OR MORE SACKS

Nebraska: Randy Gregory (3.0), at Michigan (Nov. 9, 2013)
Opponent: Mustaf Johnson (3.0), at Colorado (Sept. 7, 2019)

5 OR MORE TFLs

Nebraska: Cianté Evans (5), vs. Northwestern (Nov. 2, 2013)
Opponent: A.J. Epenesa (5), Iowa (Nov. 29, 2019)

5 PASS BREAKUPS

Nebraska: Dicaprio Bootle (5), at Michigan (Sept. 22, 2018)
Opponent: Never Happened

2 INTERCEPTIONS

Nebraska: Tommi Hill (2), vs. Purdue (Oct. 28, 2023)
Opponent: Tarheed Still (2), and Dante Trader Jr. (2) vs. Maryland (Nov. 11, 2023)

MORE THAN 2 INTERCEPTIONS

Nebraska: Matt O'Hanlon (3), vs. Oklahoma (Nov. 7, 2009)
Opponent: Anthony Brown (3), at Purdue (Oct. 31, 2015)

RETURNED AN INTERCEPTION FOR A TOUCHDOWN

Nebraska: Ceyair Wright (45 yards), at USC (Nov. 16, 2024)
Opponent: Kain Medrano (38 yards), vs. UCLA (Nov. 2, 2024)

RETURNED A FUMBLE FOR A TOUCHDOWN

Nebraska: Deontai Williams (26 yards) vs. Penn State (Nov. 14, 2020)
Opponent: Kyrdran Jenkins (55 yards) vs. Purdue (Oct. 28, 2023)

SPECIAL TEAMS

PUNT RETURN TOUCHDOWN

Nebraska: JD Spielman (76 yds), vs. South Alabama (Aug. 31, 2019)
Opponent: Jayden Reed (62 yards), at Michigan State (Sept. 25, 2021)

KICKOFF RETURN TOUCHDOWN

Nebraska: JD Spielman (99 yds), vs. Arkansas St. (Sept. 2, 2017)
Opponent: Stephen Bracey (91 yards), at Wisconsin (Nov. 20, 2021)

BLOCKED PUNT

Nebraska: Blaise Gunnerson (1), at Illinois (Oct. 6, 2022)
Opponent: Flip Dixon (1), Jamier Wright-Collins (1) vs. Rutgers (Oct. 5, 2024)

BLOCKED PUNT RETURNED FOR TOUCHDOWN

Nebraska: Malcolm Hartzog (30 yards), vs. Indiana (Oct. 1, 2022)
Opponent: Kyler Fisher (14 yds), vs. Iowa (Nov. 26, 2021)

THE LAST TIME A TEAM...

OFFENSE

300 YARDS RUSHING

Nebraska: vs. Louisiana Tech, Sept. 23, 2023 (312)
Opponent: vs. Oklahoma, Sept. 17, 2022 (312)

400 YARDS RUSHING

Nebraska: vs. Northwestern, Oct. 2, 2021 (427)
Opponent: at Minnesota, Nov. 11, 2017 (409)

500 YARDS RUSHING

Nebraska: at Baylor, Oct. 13, 2001 (641)
Opponent: at Wisconsin, Nov. 15, 2014 (581)

300 YARDS PASSING

Nebraska: at Purdue, Oct. 15, 2022 (354)
Opponent: at Colorado, Sept. 9, 2023 (396)

400 YARDS PASSING

Nebraska: at Wisconsin, Oct. 6, 2018 (407)
Opponent: Georgia Southern, Sept. 10, 2022 (409)

500 YARDS PASSING

Nebraska: vs. Kansas State, Nov. 10, 2007 (519)
Opponent: Louisiana Tech, Aug. 29, 1998 (590)

600 YARDS OF OFFENSE

Nebraska: vs. Northwestern, Oct. 2, 2021 (657)
Opponent: at Purdue, Oct. 15, 2022 (606)

700 YARDS OF OFFENSE

Nebraska: vs. Florida Atlantic, Aug. 30, 2014 (784 yards)
Opponent: Never accomplished

50 POINTS

Nebraska: vs. Northwestern, Oct. 2, 2021 (Nebraska won, 56-7)
Opponent: at Indiana, Oct. 19, 2024 (Indiana won, 56-7)

60 POINTS

Nebraska: vs. Idaho State, Sept. 22, 2012 (Nebraska won, 73-7)
Opponent: at Ohio State, Nov. 5, 2016 (Ohio State won 62-3)

TWO 100-YARD RUSHERS

Nebraska: vs. Louisiana Tech, Sept. 23, 2023 (Haarberg, Grant)
Opponent: Illinois, Nov. 21, 2020 (Epstein, Brown)

THREE 100-YARD RUSHERS

Nebraska: vs. Minnesota, Oct. 20, 2018 (Ozigbo, Martinez, Washington)
Opponent: Wisconsin, Dec. 1, 2012 (Gordon, Ball, White)

TWO 100-YARD RECEIVERS

Nebraska: at Wisconsin, Nov. 20, 2021 (Allen, Toure)
Opponent: at Ohio State, Oct. 24, 2020 (Wilson, Olave)

BLOCKED PUNT FOR A SAFETY

Nebraska: Marquel Dismuke (1), vs. Illinois (Nov. 10, 2018)
Opponent: Keandre Jones (1), vs. Ohio St. (Nov. 3, 2018)

BLOCKED FIELD GOAL

Nebraska: Ty Robinson (1) vs. Colorado (Sept. 7, 2024)
Opponent: Joe Anderson (1) and Damarjhe Lewis (1) at Purdue (Sept. 28, 2024)

BLOCKED FG RETURNED FOR TOUCHDOWN

Nebraska: Quinton Newsome (68 yards), vs. Purdue (Oct. 28, 2023)
Opponent: Never Happened

DEFENSE

POSTED A SHUTOUT

Nebraska: vs. Arizona, Dec. 30, 2009 (33-0)
Opponent: at Arizona State, Sept. 21, 1996 (19-0)

RECORDED A DEFENSIVE SAFETY

Nebraska: vs. UTEP, Aug. 31, 2024 (40-7)
Opponent: at Minnesota, Oct. 16, 2021 (23-30)

2 DEFENSIVE TOUCHDOWNS

Nebraska: vs. South Alabama, Aug. 31, 2019 (1 IR, 1 fumble return)
Opponent: Northern Illinois, Sept. 16, 2017 (2 interception returns)

4 INTERCEPTIONS

Nebraska: vs. Wyoming, Sept. 10, 2016 (5)
Opponent: Maryland, Nov. 11, 2023 (4)

15 TFLs

Nebraska: at Michigan, Nov. 9, 2013 (16)
Opponent: at Michigan, Sept. 22, 2018 (15)

7 OR MORE SACKS

Nebraska: vs. Northwestern, Oct. 21, 2023 (8)
Opponent: at Michigan State, Sept. 25, 2021 (7)

15 PASS BREAKUPS

Nebraska: Kansas, Oct. 2, 2004 (17)
Opponent: Never Happened

MISCELLANEOUS

SAFETY OF ANY KIND

Nebraska: TFL in End Zone vs. UTEP (Aug. 31, 2024)
Opponent: Sack in End Zone by Minnesota (Oct. 16, 2021)

WAS NOT PENALIZED

Nebraska: at Michigan State, Nov. 4, 2023
Opponent: Michigan, Sept. 30, 2023

OVERCAME A HALFTIME DEFICIT TO WIN

Nebraska: at Rutgers, Oct. 7, 2022 (trailed 13-0, won 14-13)
Opponent: at Iowa, Nov. 29, 2024 (trailed 10-0, won 13-10)

WON WHEN TRAILING AFTER 3 QUARTERS

Nebraska: at Rutgers, Oct. 7, 2022 (trailed 13-7, won 14-13)
Opponent: at Iowa, Nov. 29, 2024 (trailed 10-3, won 13-10)

OVERTIME GAME

vs. Illinois, Sept. 20, 2024 (Illinois won 31-24)

NEBRASKA OVERTIME WIN

at Iowa, Nov. 28, 2014 (Nebraska won 37-34)

NUMERICAL ROSTER

NO.	NAME	POS.
0	Nash Hutmacher	DL
1	Vincent Shavers Jr.	LB
2	Isaac Gifford	DB
3	Marques Buford Jr.	DB
4	Jahmal Banks	WR
5	John Bullock	LB
7	Malcolm Hartzog Jr.	DB
8	DeShon Singleton	DB
9	Ty Robinson	DL
10	Heinrich Haarberg	TE/QB
11	Demitrius Bell	WR
11	Cameron Lenhardt	DL
11	Bode Soukup	QB
12	Jaidyn Doss	DB
12	Willis McGahee IV	LB
13	Brian Buschini	P
13	Isaiah Garcia-Castaneda	WR
14	Rahmir Johnson	RB
14	Kahmir Prescott	DB
14	Amare Sanders	DB
15	Dylan Raiola	QB
15	Ceyair Wright	DB
16	Janiran Bonner	WR
16	Elijah Jeudy	DL
17	Jacory Barney Jr.	WR
17	Luke Longval	QB
18	Isaiah Neyor	WR
19	Jalyn Gramstad	QB
19	Jaylen Lloyd	WR
21	Emmett Johnson	RB
22	Maverick Noonan	LB
23	Blye Hill	DB
24	Derek Branch	DB
24	Thomas Fidone II	TE
25	Jeremiah Charles	DB
25	Kenneth Williams	RB
26	Roman Mangini	WR
28	Kwinten Ives	RB
29	Carter Nelson	WR
30	Tristan Alvano	PK
30	Vincent Genatone	LB
30	DJ Singleton	WR
31	Mario Buford	DB
32	Rahmir Stewart	DB
32	Trent Uhlir	FB
33	Maurice Mazzucca Jr.	RB
33	Javin Wright	LB
34	Barret Liebenritt	FB
34	Preston Okafor	DB
34	Braylen Prude	DB
34	Larry Tarver Jr.	DB
35	D'Andre Barnes	DB
35	Caleb Benning	DB
35	Mekhi Nelson	RB
36	Blake Closman	DB
37	Donovan Jones	DB
37	Kamdyn Koch	P
37	Evan Taylor	DB
39	Taveon Thompson	DB
40	Rowdy Bauer	RB
40	Trevor Ruth	FB
40	Brice Turner	DB
41	Elliott Brown	WR
43	Michael Booker III	LB
44	Luke Lindenmeyer	TE
44	Riley Van Poppel	DL
45	Izaak Dickey	FB
45	Roger Gradney	LB
45	Mason Jones	DB
46	Thomas D'Onofrio	DB
46	Connor Schutt	TE

2024 NEBRASKA FOOTBALL ROSTER

NO.	NAME	POS.	HT.	WT.	YR.	HOMETOWN (HIGH SCHOOL/COLLEGE)
30	* Alvano, Tristan	PK	6-1	205	So.	Omaha, Neb. (Westside)
4	Banks, Jahmal	WR	6-4	220	Sr.	Washington, D.C. (St. Frances Academy [Md.]/Wake Forest)
35	Barnes, D'Andre	DB	6-0	195	RFr.	Aurora, Colo. (Regis Jesuit)
17	Barney Jr., Jacory	WR	6-0	170	Fr.	Florida City, Fla. (Palmetto)
40	Bauer, Rowdy	RB	5-11	195	Fr.	Norfolk, Neb. (Norfolk)
11	Bell, Demetrius	WR	6-0	185	RFr.	Nashville, Tenn. (McGavock)
54	**** Benhart, Bryce	OL	6-9	315	Sr.	Lakeville, Minn. (Lakeville North)
35	Benning, Caleb	DB	5-11	200	Fr.	Omaha, Neb. (Westside)
16	* Bonner, Janiran	WR	6-2	220	So.	Ellenwood, Ga. (Cedar Grove)
43	* Booker III, Michael	LB	6-1	225	Jr.	Grand Prairie, Texas (South Grand Prairie)
21	Bootle II, Dwight	DB	5-10	180	RFr.	Miami, Fla. (Palmetto)
73	Borchers, David	DL	6-4	300	RFr.	Eldridge, Iowa (North Scott)
54	Bower, Jacob	LB	6-1	220	RFr.	Rancho Santa Margarita, Calif. (Santa Margarita Catholic)
24	Branch, Derek	DB	5-11	195	Jr.	Lincoln, Neb. (Southeast)
78	Brandl, Jacob	OL	6-3	305	RFr.	Omaha, Neb. (Creighton Prep)
63	Brix, Grant	OL	6-6	310	Fr.	Logan, Iowa (Logan-Magnolia)
41	Brown, Elliott	WR	5-11	185	Jr.	Omaha, Neb. (Elkhorn South)
59	Buda, Grant	LB	6-0	225	Jr.	Lincoln, Neb. (Southwest)
31	Buford, Mario	DB	6-0	175	Fr.	Chicago, Ill. (DeSoto [Texas])
3	** Buford Jr., Marques	DB	5-11	190	Jr.	Chicago, Ill. (Trinity Christian/St. Thomas More [Conn.] Prep)
84	* Bullock, Alex	WR	6-2	205	Jr.	Omaha, Neb. (Creighton Prep)
5	*** Bullock, John	LB	6-0	230	Sr.	Omaha, Neb. (Creighton Prep)
13	** Buschini, Brian	P	6-1	225	Sr.	Helena, Mont. (Capital/Montana)
25	Charles, Jeremiah	DB	6-0	170	RFr.	Fort Worth, Texas (Arlington Martin)
89	Clark, Quinn	WR	6-5	205	Fr.	Bozeman, Mont. (Gallatin)
36	Closman, Blake	DB	5-9	195	Jr.	Elkhorn, Neb. (Millard North)
98	Connealy, Conor	DL	6-4	265	RFr.	Elkhorn, Neb. (Mount Michael Benedictine)
69	*** Corcoran, Turner	OL	6-6	310	Sr.	Lawrence, Kan. (Free State)
50	Davidson, Landen	OL	6-4	310	Fr.	Broomfield, Colo. (Broomfield)
97	Davis, Keona	DL	6-5	255	Fr.	Tucson, Ariz. (Salpointe Catholic)
45	Dickey, Izaak	FB	5-10	215	Fr.	Stromsburg, Neb. (Cross County)
46	D'Onofrio, Thomas	DB	6-1	185	Fr.	Middleton, Wis. (Middleton)
12	Doss, Jaidyn	DB	6-0	195	RFr.	Kansas City, Mo. (Raymore-Peculiar)
95	Duda, Ethan	LB	6-5	230	Fr.	Omaha, Neb. (Elkhorn South)
48	Echternach, Cayden	TE	6-4	250	RFr.	Bennington, Neb. (Bellevue West)
51	* Evans, Justin	OL	6-1	315	So.	East Orange, N.J. (Irvington)
70	Fennessy, Nolan	OL	6-4	280	Fr.	Norfolk, Neb. (Norfolk Catholic)
24	* Fidone II, Thomas	TE	6-6	255	Jr.	Council Bluffs, Iowa (Lewis Central)
94	Flege, Aidan	LS	6-2	215	Jr.	Lincoln, Neb. (Southeast/Iowa Western CC)
47	Flynt, Ian	TE	6-4	255	Fr.	Katy, Texas (Taylor)
13	Garcia-Castaneda, Isaiah	WR	6-1	200	Sr.	Twentynine Palms, Calif. (Twentynine Palms/Saddleback College/New Mexico State)
30	Genatone, Vincent	LB	6-0	225	So.	North Platte, Neb. (North Platte/Montana)
2	**** Gifford, Isaac	DB	6-1	205	Sr.	Lincoln, Neb. (Southeast)
58	Goldman, Mason	DL	6-5	260	RFr.	Gretna, Neb. (Gretna)
77	Gottula, Gunnar	OL	6-6	305	RFr.	Lincoln, Neb. (Southeast)
45	Gradney, Roger	LB	6-0	205	Fr.	Lake Charles, La. (Rice Consolidated [Texas])
19	Gramstad, Jalyn	QB	6-0	200	Sr.	Lester, Iowa (West Lyon/Northwestern College)
49	Guthrie, Rex	DB	6-1	200	Fr.	Littleton, Colo. (Heritage)
10	* Haarberg, Heinrich	TE/QB	6-5	225	Jr.	Kearney, Neb. (Catholic)
7	** Hartzog Jr., Malcolm	DB	5-9	180	Jr.	Silver Creek, Miss. (Jefferson Davis County)
88	Hausmann, Cooper	WR	5-11	195	So.	Roca, Neb. (Norris)
23	Hill, Blye	DB	6-4	190	So.	Baltimore, Md. (Mount St. Joseph/St. Francis)
53	Hoffken, David	DL	6-7	255	Fr.	Kiel, Germany
90	Hohl, John	PK	6-0	180	RFr.	Lincoln, Neb. (Southwest/Iowa Western CC)
0	*** Hutmacher, Nash	DL	6-4	310	Sr.	Oacoma, S.D. (Chamberlain)
82	Ingwerson, Eric	TE	6-6	250	Fr.	Papillion, Neb. (Papillion-La Vista)
28	Ives, Kwinten	RB	6-3	210	RFr.	Beverly, N.J. (Palmyra)
16	* Jeudy, Elijah	DL	6-3	285	Jr.	Philadelphia, Pa. (Northeast/Texas A&M)
21	* Johnson, Emmett	RB	5-11	200	So.	Minneapolis, Minn. (Academy of Holy Angels)
14	**** Johnson, Rahmir	RB	5-10	200	Sr.	Harlem, New York City, N.Y. (Bergen Catholic [N.J.])
37	Jones, Donovan	DB	6-1	195	Fr.	Omaha, Neb. (North)
45	Jones, Mason	DB	5-11	200	RFr.	Omaha, Neb. (Burke)
49	King, Danny	TE	6-4	245	Fr.	Bloomington, Minn. (Jefferson)
75	* Knaak, Tyler	OL	6-6	325	So.	Cottonwood Heights, Utah (Brighton/Utah)
74	Knutson, Brock	OL	6-7	305	RFr.	Scottsbluff, Neb. (Scottsbluff)
37	Koch, Kamdyn	P	6-2	205	Fr.	Westminster, Md. (Winters Mill)
92	Lefotu, Sua	DL	6-3	295	RFr.	Bellflower, Calif. (St. John Bosco)
11	* Lenhardt, Cameron	DL	6-3	260	So.	Staten Island, N.Y. (IMG [Fla.] Academy)
34	* Liebenritt, Barret	FB	6-0	235	Jr.	Omaha, Neb. (Skutt Catholic/Notre Dame)
44	* Lindenmeyer, Luke	TE	6-3	250	So.	La Vista, Neb. (Papillion-La Vista)
19	* Lloyd, Jaylen	WR	5-10	180	So.	Omaha, Neb. (Westside)
17	Longval, Luke	QB	6-2	210	So.	Sioux City, Iowa (East/Iowa Western CC)
59	** Lutovsky, Henry	OL	6-6	320	Jr.	Crawfordsville, Iowa (Mount Pleasant)
76	Maciejczak, Jason	OL	6-2	305	RFr.	Pierre, S.D. (T.F. Riggs)
67	Mancino, Joey	OL	6-1	305	Jr.	Holmdel, N.J. (Holmdel)

26	Mangini, Roman	WR	5-10	170	So.	Mesa, Ariz. (Desert Ridge)
89	Markway, Mac	TE	6-4	260	So.	St. Louis, Mo. (De Smet Jesuit/LSU)
33	Mazzccua Jr., Maurice	RB	5-8	200	Sr.	Philadelphia, Pa. (Neumann-Goretti/West Chester University)
56	Mazzccua, Micah	OL	6-5	325	Sr.	Philadelphia, Pa. (St. Frances Academy [Md.] / Baylor/Florida)
12	McGahee IV, Willis	LB	6-1	235	Fr.	Miami, Fla. (Christopher Columbus)
81	Miller, Hayes	WR	6-0	180	So.	Shawnee, Kan. (Mill Valley/Coffeyville CC)
57	Murphy, Ashton	DL	6-5	265	Fr.	Elkhorn, Neb. (South)
29	Nelson, Carter	WR	6-5	230	Fr.	Ainsworth, Neb. (Ainsworth)
35	Nelson, Mekhi	RB	5-10	185	Fr.	Wilkes-Barre, Pa. (Wilkes-Barre/St. Thomas More [Conn.] Prep)
18	Neyor, Isaiah	WR	6-4	220	Sr.	FortWorth, Texas (Arlington Lamar/Wyoming/Texas)
22	Noonan, Maverick	LB	6-4	240	RFr.	Omaha, Neb. (Elkhorn South)
94	Ochoa, Jordan	LB	6-4	250	Fr.	Castle Rock, Colo. (Castle View)
34	Okafor, Preston	DB	6-2	180	Fr.	Omaha, Neb. (Westside)
91	Ottomanelli, Nico	PK	6-2	185	Fr.	Harrington Park, N.J. (Northern Valley - Old Tappan)
99	Parrott, Dylan	DL	6-5	315	So.	Eldridge, Iowa (North Scott)
51	Pasko, Danny	LB	6-1	225	RFr.	Chicago, Ill. (Lyons Township)
58	Peters, Jake	OL	6-3	285	Fr.	Cedar Falls, Iowa (Cedar Falls)
14	Prescott, Kahmir	DB	6-1	200	Fr.	Philadelphia, Pa. (Neumann Goretti)
65 **	Prochazka, Teddy	OL	6-10	315	Jr.	Elkhorn, Neb. (South)
34	Prude, Braylen	DB	6-4	200	Fr.	Pearland, Texas (Shadow Creek)
72	Pyle, Gibson	OL	6-5	295	Fr.	Houston, Texas (Klein Cain)
15	Raiola, Dylan	QB	6-3	230	Fr.	Buford, Ga. (Buford)
9 ****	Robinson, Ty	DL	6-6	310	Sr.	Gilbert, Ariz. (Higley)
52	Rogers, Dylan	LB	6-3	240	RFr.	Cypress, Texas (Cypress Woods)
40	Ruth, Trevor	FB	6-0	235	So.	Seward, Neb. (Seward/Nebraska-Kearney)
14	Sanders, Amare	DB	6-1	175	Fr.	Miami, Fla. (Gulliver Prep)
46	Schutt, Connor	TE	6-6	215	Fr.	Wahoo, Neb. (Bishop Neumann)
66 *	Scott, Ben	OL	6-5	310	Sr.	Honolulu, Hawaii (St. Louis/Arizona State)
79	Seagren, Grant	OL	6-6	305	RFr.	Oakland, Neb. (Oakland-Craig)
1	Shavers Jr., Vincent	LB	6-1	225	Fr.	Miami, Fla. (Miami Central)
48 *	Sherman, MJ	LB	6-3	245	Sr.	Baltimore, Md. (St. John's College [D.C.]/Georgia)
8 **	Singleton, DeShon	DB	6-3	210	Sr.	Greensburg, La. (St. Helena/Hutchinson [Kan.] CC)
30	Singleton, DJ	WR	5-10	155	Fr.	Greensburg, La. (St. Helena/Lincoln [Neb.] East)
62	Sledge, Sam	OL	6-4	295	RFr.	Omaha, Neb. (Creighton Prep)
85	Smith, Keelan	WR	6-3	210	Fr.	Liberty, Mo. (Liberty North)
81	Smith Flores, Ismael	LB	6-4	245	RFr.	Crowley, Texas (Arlington Martin)
11	Soukup, Bode	QB	6-2	195	Fr.	Blair, Neb. (Blair)
47	Stenger, Gage	LB	6-2	220	So.	Omaha, Neb. (Millard South)
32	Stewart, Rahmir	DB	5-11	210	RFr.	Philadelphia, Pa. (Imhotep Institute)
34	Tarver Jr., Larry	DB	5-10	175	Fr.	Miami, Fla. (Norland)
68	Taumua, Preston	OL	6-4	325	Fr.	Waipahu, Hawaii (Waipahu)
37	Taylor, Evan	DB	6-2	185	Fr.	Waxhaw, N.C. (Cuthbertson)
39	Thompson, Taveon	DB	6-3	215	Jr.	Lincoln, Neb. (Southeast)
40	Turner, Brice	DB	6-1	185	RFr.	Bay City, Texas (Bay City)
32	Uhlir, Trent	FB	6-1	230	Fr.	Battle Creek, Neb. (Battle Creek)
44 *	Van Poppel, Riley	DL	6-5	290	So.	Argyle, Texas (Argyle)
46	Wacker, Derek	LB	6-1	220	Fr.	Yutan, Neb. (Yutan)
25	Williams, Kenneth	RB	5-9	180	RFr.	Detroit, Mich. (Lincoln [Neb.] High)
96	Witucki, Camden	LS	6-2	230	Jr.	Grand Blanc, Mich. (Grand Blanc Community)
15	Wright, Ceyair	DB	6-0	180	Jr.	Los Angeles, Calif. (Loyola/USC)
33 **	Wright, Javin	LB	6-5	230	Sr.	Chandler, Ariz. (Hamilton)

Lettermen in Bold; *Indicates Letters Earned

PRONUNCIATION GUIDE

Janiran Bonner.....juh-NIGH-run
 Marques Buford Jr. marr-KEESE
 Brian Buschiniboo-SHEEN-ee
 Blake Closman CLOSS-men
 Conor Connealy kuh-KNEEL-ee
 Thomas D'Onofrio duh-NOFF-ree-oh
 Thomas Fidone II fuh-DOAN-ee
 Isaiah Garcia-Castaneda CAST-uh-NAY-duh
 Vincent Genatone GINN-uh-tone
 Gunnar Gottula guh-TOO-luh
 Heinrich HaarbergHINE-rick HARR-burg
 Cooper Hausmann..... HOUZ-munn
 John Hohl..... HOLE
 Nash Hutmacher HUT-make-urr
 Eric IngwersonING-ger-sinn
 Elijah Jeudy JUDY
 Tyler Knaak..... kuh-NOCK

Brock Knutson..... kuh-NEWT-son
 Kamdyn Koch..... COOK
 Sua Lefotuleh-FOE-too
 Barret Liebenritt LEE-ben-tritt
 Henry Lutovskyloo-TOV-skee
 Jason Maciejczak muh-CHAY-chock
 Maurice/Micah Mazzccua muh-ZOO-kuh
 Isaiah Neyor NAY-er
 Jordan Ochoa oh-CHO-uh
 Teddy Prochazka pro-HAH-skuh
 Dylan Raiola rye-OLE-uh
 Xander Ruggeroli..... ROUGE-er-ROLL-ee
 DeShon Singleton dee-SHAWN
 Ismael Smith Flores..... FLOOR-ez
 Bode SoukupSOAK-up
 Gage Stenger..... STANG-er
 Trent Uhlir.....YOU-lurr

NUMERICAL ROSTER

46	Derek Wacker	LB
47	Ian Flynt	TE
47	Gage Stenger	LB
48	Cayden Echternach	TE
48	MJ Sherman	LB
49	Rex Guthrie	DB
49	Danny King	TE
50	Landen Davidson	OL
51	Justin Evans	OL
51	Danny Pasko	LB
52	Dylan Rogers	LB
53	David Hoffken	DL
54	Jacob Bower	LB
54	Bryce Benhart	OL
56	Micah Mazzccua	OL
57	Ashton Murphy	OL
58	Mason Goldman	DL
58	Jake Peters	OL
59	Grant Buda	LB
59	Henry Lutovsky	OL
62	Sam Sledge	OL
63	Grant Brix	OL
65	Teddy Prochazka	OL
66	Ben Scott	OL
67	Joey Mancino	OL
68	Preston Taumua	OL
69	Turner Corcoran	OL
70	Nolan Fennessy	OL
72	Gibson Pyle	OL
73	David Borchers	DL
74	Brock Knutson	OL
75	Tyler Knaak	OL
76	Jason Maciejczak	OL
77	Gunnar Gottula	OL
78	Jacob Brandl	OL
79	Grant Seagren	OL
81	Hayes Miller	WR
81	Ismael Smith Flores	LB
82	Eric Ingwerson	TE
84	Alex Bullock	WR
85	Keelan Smith	WR
88	Cooper Hausmann	WR
89	Quinn Clark	WR
89	Mac Markway	TE
90	John Hohl	PK
91	Nico Ottomanelli	PK
92	Sua Lefotu	DL
94	Aidan Flege	LS
94	Jordan Ochoa	LB
95	Ethan Duda	LB
96	Camden Witucki	LS
97	Keona Davis	DL
98	Conor Connealy	DL
99	Dylan Parrott	DL

CAREER STARTS - OFFENSE

PLAYER	'19	'20	'21	'22	'23	'24	ALL
Benhart	0	8	10	11	12	12	53
Scott	0~	4~	13~	11~	11	12	51
Corcoran	-	1	11	12	7	4	35
Mi. Mazzucca	-	0+	0+	10+	11#	3	24
Neyor	0\$	1\$	12\$	0\$	0&	9	22
Banks	-	0*	0*	1*	10*	9	19
Fidone II	-	-	0	0	8	9	17
Evans	-	-	-	0	5	12	17
Lutovsky	-	-	0	2	2	10	14
Raiola	-	-	-	-	-	12	12
Prochazka	-	-	2	3	6	0	11
R. Johnson	0	0	7	0	1	2	10
A. Bullock	-	-	0	0	8	2	10
E. Johnson	-	-	-	0	6	4	10
Gottula	-	-	-	-	0	8	8
Haarberg	-	-	0	0	8	0	8
G.-Castaneda	-	0^	7^	0	0	0	7
Bonner	-	-	-	0	3	3	6
Lindenmeyer	-	-	-	0	5	1	6
Lloyd	-	-	-	-	1	3	4
Barney	-	-	-	-	-	3	3
Liebentritt	-	-	-	-	0	1	1
Mancino	-	-	0	0	1	0	1

~at Arizona State; ^at New Mexico State; *at Wake Forest; +at Baylor; #at Florida; \$at Wyoming; &at Texas

CAREER STARTS - DEFENSE

PLAYER	'19	'20	'21	'22	'23	'24	ALL
Robinson	0	7	4	12	10	12	45
Gifford	-	0	0	10	12	12	34
Hartzog	-	-	-	8	10	11	29
Hutmacher	-	0	0	2	12	12	26
Buford Jr.	-	-	0	11	2	11	24
C. Wright	-	-	0#	11#	4#	7	22
J. Bullock	0	0	0	0	10	12	22
Singleton	-	-	-	0	5	12	17
Sherman	-	0	0	0	5	11	16
Lenhardt	-	-	-	-	4	1	5
J. Wright	-	0	0	1	1	1	3
Judy	-	-	-	0	0	1	1
Shavers Jr.	-	-	-	-	-	1	1
Charles	-	-	-	-	0	1	1

*at Arizona State; #at USC

CAREER STARTS - SPECIAL TEAMS

PLAYER	'20	'21	'22	'23	'24	ALL
Buschini	2*	13*	12	12	12	51
Alvano	-	-	-	12	3	15
Hohl	-	-	-	-	9	9

*at FCS Montana

OFFENSIVE DEPTH CHART

LT	77	Gunnar Gottula	6-6	305	RFr.	Lincoln, Neb.
	79	Grant Seagren	6-6	305	RFr.	Oakland, Neb.
LG	51	Justin Evans	6-1	315	So.	East Orange, N.J.
	76	Jason Maciejczak	6-2	305	RFr.	Pierre, S.D.
C	66	Ben Scott	6-5	310	Sr.	Honolulu, Hawaii
	62	Sam Sledge	6-4	295	RFr.	Omaha, Neb.
RG	59	Henry Lutovsky	6-6	320	Jr.	Crawfordsville, Iowa
	63	Grant Brix	6-6	310	Fr.	Logan, Iowa
RT	54	Bryce Benhart	6-9	315	Sr.	Lakeville, Minn.
	74	Brock Knutson	6-7	305	RFr.	Scottsbluff, Neb.
TE	24	Thomas Fidone II	6-6	255	Jr.	Council Bluffs, Iowa
	44	Luke Lindenmeyer	6-3	250	So.	La Vista, Neb.
	10	Heinrich Haarberg	6-5	225	Jr.	Kearney, Neb.
SLOT	17	Jacory Barney Jr.	6-0	170	Fr.	Florida City, Fla.
	16	Janiran Bonner	6-2	220	So.	Ellenwood, Ga.
	29	Carter Nelson	6-5	230	Fr.	Ainsworth, Neb.
WR	4	Jahmal Banks	6-4	220	Sr.	Washington, D.C.
	13	Isaiah Garcia-Castaneda	6-1	200	Sr.	Twentynine Palms, Calif.
WR	19	Jaylen Lloyd	5-10	180	So.	Omaha, Neb.
	84	Alex Bullock	6-2	205	Jr.	Omaha, Neb.
QB	15	Dylan Raiola	6-3	230	Fr.	Buford, Ga.
	19	Jalyn Gramstad	6-0	200	Sr.	Lester, Iowa
	10	Heinrich Haarberg	6-5	225	Jr.	Kearney, Neb.
RB	21	Emmett Johnson	5-11	200	So.	Minneapolis, Minn.
	14	Rahmir Johnson	5-10	200	Sr.	Harlem (NYC), N.Y.
	28	Kwinten Ives	6-3	210	RFr.	Beverly, N.J.

DEFENSIVE DEPTH CHART

DE	9	Ty Robinson	6-6	310	Sr.	Gilbert, Ariz.
	97	Keona Davis	6-5	255	Fr.	Tucson, Ariz.
NT	0	Nash Hutmacher	6-4	310	Sr.	Oacoma, S.D.
	16	Elijah Judy	6-3	285	Jr.	Philadelphia, Pa.
	99	Dylan Parrott	6-5	315	So.	Eldridge, Iowa
DE	11	Cameron Lenhardt	6-3	260	So.	Staten Island, N.Y.
	44	Riley Van Poppel	6-5	290	So.	Argyle, Texas
	58	Mason Goldman	6-5	260	RFr.	Gretna, Neb.
LB	5	John Bullock	6-0	230	Sr.	Omaha, Neb.
	1	Vincent Shavers Jr.	6-1	225	Fr.	Miami, Fla.
LB	33	Javin Wright	6-5	230	Sr.	Chandler, Ariz.
	52	Dylan Rogers	6-3	240	RFr.	Cypress, Texas
JACK	48	MJ Sherman	6-3	245	Sr.	Baltimore, Md.
	12	Willis McGahee IV	6-1	235	Fr.	Miami, Fla.
CB	15	Ceyair Wright	6-0	180	Jr.	Los Angeles, Calif.
	23	Blye Hill	6-4	190	So.	Baltimore, Md.
ROV	2	Isaac Gifford	6-1	205	Sr.	Lincoln, Neb.
	32	Rahmir Stewart	5-11	210	RFr.	Philadelphia, Pa.
S	3	Marques Buford Jr.	5-11	190	Jr.	Chicago, Ill.
	31	Mario Buford	6-0	175	Fr.	Chicago, Ill.
S	8	DeShon Singleton	6-3	210	Sr.	Greensburg, La.
	28	Caleb Benning	5-11	200	Fr.	Omaha, Neb.
CB	7	Malcolm Hartzog Jr.	5-9	180	Jr.	Silver Creek Miss.
	14	Amare Sanders	6-1	175	Fr.	Miami, Fla.
	25	Jeremiah Charles	6-0	170	RFr.	Arlington, Texas

SPECIAL TEAMS DEPTH CHART

PK	90	John Hohl	6-0	180	RFr.	Lincoln, Neb.
	91	Nico Ottomanelli	6-2	185	Fr.	Harrington Park, N.J.
P/H	13	Brian Buschini	6-1	225	Sr.	Helena, Mont.
	37	Kamdyn Koch	6-2	205	Fr.	Westminster, Md.
KO	13	Brian Buschini	6-1	225	Sr.	Helena, Mont.
	90	John Hohl	6-0	180	RFr.	Lincoln, Neb.
LS	94	Aidan Flege	6-2	215	Jr.	Lincoln, Neb. -OR-
	96	Camden Witucki	6-2	230	Jr.	Grand Blanc, Mich.
KR	21	Emmett Johnson	5-11	200	So.	Minneapolis, Minn.
	28	Kwinten Ives	6-3	210	RFr.	Beverly, N.J.
	17	Jacory Barney Jr.	6-0	170	Fr.	Florida City, Fla.
	14	Rahmir Johnson	5-10	200	Sr.	Harlem, New York
PR	17	Jacory Barney Jr.	6-0	170	Fr.	Florida City, Fla.
	13	Isaiah Garcia-Castaneda	6-1	200	Sr.	Twentynine Palms, Calif.

2024 NEBRASKA GAME-BY-GAME STARTERS

OFFENSIVE STARTING LINEUPS

OPPONENT	WR	WR	WR	TE	RT	RG	C	LG	LT	QB	RB	PK
UTEP	Banks	Bonner	Neyor	Fidone II	Benhart	Mi. Mazzccua	Scott	Evans	Corcoran	Raiola	R. Johnson	Alvano
Colorado	Banks	Boerkircher*	Neyor	Fidone II	Benhart	Mi. Mazzccua	Scott	Evans	Corcoran	Raiola	R. Johnson	Alvano
UNI	Banks	Bonner	Neyor	Fidone II	Benhart	Lutovsky	Scott	Evans	Corcoran	Raiola	Dowdell	Alvano
Illinois	Banks	Lloyd	Neyor	Fidone II	Benhart	Lutovsky	Scott	Evans	Corcoran	Raiola	Dowdell	Hohl
Purdue	Bullock	Boerkircher*	Lloyd	Fidone II	Benhart	Lutovsky	Scott	Evans	Gottula	Raiola	Dowdell	Hohl
Rutgers	Banks	Barney Jr.	Neyor	Fidone II	Benhart	Lutovsky	Scott	Evans	Gottula	Raiola	E. Johnson	Hohl
Indiana	Barney Jr.	Mi. Mazzccua^	Liebentritt^	Boerkircher	Benhart	Lutovsky	Scott	Evans	Gottula	Raiola	Dowdell	Hohl
Ohio St.	Banks	Boerkircher*	Bullock	Fidone II	Benhart	Lutovsky	Scott	Evans	Gottula	Raiola	Dowdell	Hohl
UCLA	Lloyd	Bonner	Neyor	Fidone II	Benhart	Lutovsky	Scott	Evans	Gottula	Raiola	Dowdell	Hohl
USC	Banks	Barney Jr.	Neyor	Fidone II	Benhart	Lutovsky	Scott	Evans	Gottula	Raiola	E. Johnson	Hohl
Wisconsin	Banks	Dowdell+	Neyor	Boerkircher	Benhart	Lutovsky	Scott	Evans	Gottula	Raiola	E. Johnson	Hohl
Iowa	Banks	Lindenmeyer*	Neyor	Boerkircher	Benhart	Lutovsky	Scott	Evans	Gottula	Raiola	E. Johnson	Hohl

*opened with two tight ends; ^opened with six offensive linemen and a fullback; +opened with two running backs

DEFENSIVE STARTING LINEUPS

OPPONENT	DE	NT	DE	LB	LB	JACK	CB	ROV	S	S	CB	P
UTEP	Robinson	Hutmacher	Butler	Gbayor	Bullock	Sherman	Hill	Gifford	Hartzog Jr.	Singleton	Buford Jr.	Buschini
Colorado	Robinson	Hutmacher	Butler	Gbayor	Bullock	Sherman	Hill	Gifford	Hartzog Jr.	Singleton	Buford Jr.	Buschini
UNI	Robinson	Hutmacher	Lenhardt	Thompson	Bullock	Sherman	Hill	Gifford	Hartzog Jr.	Singleton	Buford Jr.	Buschini
Illinois	Robinson	Hutmacher	Butler	Gbayor	Bullock	Sherman	Hill	Gifford	Hartzog Jr.	Singleton	Buford Jr.	Buschini
Purdue	Robinson	Hutmacher	Butler	Gbayor	Bullock	Sherman	C. Wright	Gifford	Hartzog Jr.	Singleton	Buford Jr.	Buschini
Rutgers	Robinson	Hutmacher	Butler	Gbayor	Bullock	Sherman	C. Wright	Gifford	Hartzog Jr.	Singleton	Buford Jr.	Buschini
Indiana	Robinson	Hutmacher	Butler	Gbayor	Bullock	Shavers Jr.	Hill	Gifford	Hartzog Jr.	Singleton	Buford Jr.	Buschini
Ohio St.	Robinson	Hutmacher	Butler	Gbayor	Bullock	Sherman	C. Wright	Gifford	Buford Jr.	Singleton	Hartzog Jr.	Buschini
UCLA	Robinson	Hutmacher	Butler	Gbayor	Bullock	Sherman	C. Wright	Gifford	Buford Jr.	Singleton	Charles	Buschini
USC	Robinson	Hutmacher	Butler	Gbayor	Bullock	Sherman	C. Wright	Gifford	Buford Jr.	Singleton	Hartzog Jr.	Buschini
Wisconsin	Robinson	Hutmacher	Butler	Gbayor	Bullock	Sherman	C. Wright	Gifford	Buford Jr.	Singleton	Hartzog Jr.	Buschini
Iowa	Robinson	Hutmacher	Jeudy	Gbayor	Bullock	Sherman	C. Wright	Gifford	J. Wright*	Singleton	Hartzog Jr.	Buschini

*opened with an extra linebacker

2024 NEBRASKA PLAYER PARTICIPATION

PLAYER, POS.	GP	GS	PLAYER, POS.	GP	GS	PLAYER, POS.	GP	GS
Tristan Alvano, PK	3	3	Ian Flynt, TE	1	0	Ashton Murphy, DL	1	0
Jahmal Banks, WR	12	9	Isaiah Garcia-Castaneda, WR	12	0	Carter Nelson, WR	12	0
D'Andre Barnes, DB	1	0	Mikai Gbayor, DL	12	11	Mekhi Nelson, RB	1	0
Jacory Barney Jr., WR	12	3	Vincent Genatone, LB	12	0	Isaiah Neyor, WR	12	9
Rowdy Bauer, RB	1	0	Isaac Gifford, DB	12	12	Maverick Noonan, LB	3	0
Bryce Benhart, OL	12	12	Mason Goldman, DL	7	0	Dylan Parrott, DL	12	0
Caleb Benning, DB	2	0	Gunnar Gottula, OL	10	8	Braylen Prude, DB	1	0
Leslie Black, DL	1	0	Jalyn Gramstad, QB	1	0	Gibson Pyle, OL	1	0
Nate Boerkircher, TE	12	6	Heinrich Haarberg, QB	11	0	Dylan Raiola, QB	12	12
Janiran Bonner, WR	12	3	Malcolm Hartzog Jr., DB	11	11	Ty Robinson, DL	12	12
Michael Booker III, LB	2	0	Blye Hill, DB	2	0	Dylan Rogers, LB	4	0
Dwight Bootle II, DB	3	0	Tommy Hill, DB	7	5	AJ Rollins, TE	2	0
Jacob Bower, LB	6	0	David Hoffken, DL	2	0	Xander Ruggeroli, OL	1	0
Derek Branch, DB	11	0	John Hohl, PK	12	9	Amare Sanders, DB	4	0
Koby Bretz, DB	5	0	Jacob Hood, OL	2	0	Connor Schutt, TE	1	0
Grant Brix, OL	1	0	Nash Hutmacher, DL	12	12	Ben Scott, OL	12	12
Elliott Brown, WR	4	0	Eric Ingwersen, TE	1	0	Grant Seagren, OL	7	0
Grant Buda, LB	2	0	Kwinten Ives, RB	8	0	Vincent Shavers Jr., LB	12	1
Mario Buford, DB	10	0	Vincent Jackson, DL	10	0	MJ Sherman, LB	12	11
Marques Buford Jr., DB	12	11	Elijah Jeudy, DB	12	1	DeShon Singleton, DB	12	12
Alex Bullock, WR	12	2	Emmett Johnson, RB	12	4	Sam Sledge, OL	4	0
John Bullock, LB	12	12	Rahmir Johnson, RB	9	2	Keelan Smith, WR	1	0
Brian Buschini, P	12	12	Donovan Jones, DB	4	0	Ismael Smith Flores, LB	2	0
Noah Bustard, LB	1	0	Danny King, TE	1	0	Gage Stenger, LB	6	0
Jimari Butler, DL	11	10	Tyler Knaak, OL	8	0	Rahmir Stewart, DB	5	0
Jeremiah Charles, DB	12	1	Brock Knutson, OL	1	0	Brodie Tagaloa, DL	1	0
Quinn Clark, WR	1	0	Sua Lefotu, DL	2	0	Larry Tarver Jr., DB	3	0
Blake Closman, DB	2	0	Cameron Lenhardt, DL	12	1	Stefon Thompson, LB	11	1
Malachi Coleman, WR	1	0	Barret Liebentritt, FB	7	1	Taveon Thompson, DB	3	0
Turner Corcoran, OL	4	4	Luke Lindenmeyer, TE	12	1	Brice Turner, DB	1	0
Landen Davidson, OL	1	0	Jaylen Lloyd, WR	12	3	Princewill Umanmielen, DL	12	0
Keona Davis, DL	11	0	Henry Lutovsky, OL	11	10	Riley Van Poppel, DL	4	0
Jaidyn Doss, DB	1	0	Jason Maciejczak, OL	8	0	Kai Wallin, DL	11	0
Dante Dowdell, RB	12	7	Joey Mancino, OL	2	0	James Williams, DL	12	0
Cayden Echternach, TE	2	0	Roman Mangini, WR	4	0	Kenneth Williams, RB	1	0
Gabe Ervin Jr., RB	8	0	Maurice Mazzccua Jr., RB	2	0	Camden Witucki, LS	5	0
Justin Evans, OL	12	12	Micah Mazzccua, OL	9	3	Ceyair Wright, DB	12	7
Nolan Fennesy, OL	1	0	Willis McGahee IV, LB	11	0	Javin Wright, LB	8	1
Thomas Fidone II, TE	12	9	Isaiah McMorris, WR	1	0			
Aidan Flege, LS	10	0	Hayes Miller, WR	1	0			



JACORY BARNEY JR. #17

6-0 | 170 | FR. | WR
FLORIDA CITY, FLA.

SEASON RECORD WATCH
RECEPTIONS

RK.	PLAYER	YEAR	REC.
1.	Marlon Lucky	2007	75
2.	Trey Palmer	2022	71
3.	Stanley Morgan Jr.	2018	70
4.	JD Spielman	2018	66
5.	Jordan Westerkamp	2015	65
6.	Nate Swift	2008	63
7.	Todd Peterson	2008	62
8.	StanleyMorgan Jr.	2017	61
9.	Maurice Purify	2007	57
10.	Johnny Rodgers	1972	55
	JD Spielman	2017	55

Jacory Barney 2024 52

FRESHMAN RECEPTIONS

RK.	PLAYER	YEAR	REC.
1.	JD Spielman	2017	55
2.	Jacory Barney Jr.	2024	52
3.	Nate Swift	2005	45
4.	Wan'Dale Robinson	2019	40



BRYCE BENHART #54

6-9 | 315 | SR. | OL
LAKEVILLE, MINN.

CAREER RECORD WATCH

STARTS

RK.	PLAYER, POS.	STARTS
1.	Alex Henery, PK	53
	Bryce Benhart, OL	53
3.	Ralph Brown, CB	52
4.	Kris Brown, PK	51
	Drew Brown, PK	51

GAMES PLAYED

RK.	PLAYER, POS.	GAMES
1.	Bryce Benhart, OL	59
	Ty Robinson, DL	59
3.	Cam Meredith, DL	56
	Isaac Gifford, DB	56



BRIAN BUSCHINI #13

6-1 | 225 | SR. | P
HELENA, MONT.

CAREER RECORD WATCH
PUNTING AVERAGE

RK.	PLAYER	YEARS	AVG.
1.	Dan Hadenfeldt	1997-2000	44.54
2.	Sam Koch	2002-05	44.04
3.	Kyle Larson	2001-03	43.67
4.	Brett Maher	2011-12	43.15
5.	Brian Buschini	2022-pres.	43.08

SEASON RECORD WATCH
PUNTING AVERAGE

RK.	PLAYER	YEAR	AVG.
1.	Sam Koch	2005	46.51
2.	Kyle Larson	2003	45.12
3.	Dan Hadenfeldt	1999	44.98
4.	Bill Lafleur	1998	44.94
5.	Jesse Kosch	1996	44.70
6.	Brian Buschini	2024	44.68



THOMAS FIDONE II #24

6-6 | 255 | JR. | TE
COUNCIL BLUFFS, IOWA

CAREER RECORD WATCH
TIGHT END RECEPTIONS

RK.	PLAYER	YEARS	REC.
1.	Mike McNeill	20207-10	82
2.	Kyler Reed	2009-12	67
3.	Matt Herian	2002-06	65
	Austin Allen	2018-21	65
5.	Jerry List	1970-72	61
	Jack Stoll	2017-20	61
7.	Cethan Carter	2013-16	59
8.	Tracey Wistrom	1998-2001	58
9.	Thomas Fidone II	2021-pres.	56



ISAAC GIFFORD #2

6-1 | 205 | SR. | DB
LINCOLN, NEB.

CAREER RECORD WATCH
TACKLES BY A DEFENSIVE BACK

RK.	PLAYER	YEARS	TOTAL
1.	Mike Brown	1996-99	287
2.	Nathan Gerry	2013-16	273
3.	Isaac Gifford	2020-pres.	236

GAMES PLAYED

RK.	PLAYER, POS.	GAMES
1.	Bryce Benhart, OL	59
	Ty Robinson, DL	59
3.	Cam Meredith, DL	56
	Isaac Gifford, DB	56



MALCOLM HARTZOG JR. #7

5-9 | 180 | JR. | DB
SILVER CREEK, MISS.

SEASON RECORD WATCH
INTERCEPTIONS

RK.	PLAYER	YEAR	INT
1.	Josh Bullocks	2003	10
2.	Larry Wachholtz	1996	7
	Dana Stephenson	1969	7
	Bill Kosch	1970	7
5.	Dave Mason	1971	6
	Kenny Wilhite	1991	6
	Matt O'Hanlon	2009	6
8.	16 players tied		5

Malcolm Hartzog Jr. 2024 4



DYLAN RAIOLA #15

6-3 | 230 | FR. | QB
BUFORD, GA.

SEASON RECORD WATCH

PASSING YARDS

RK.	PLAYER	YEAR	YDS
1.	Joe Ganz	2008	3,568
2.	Zac Taylor	2006	3,197
3.	Tanner Lee	2017	3,143
4.	Tommy Armstrong Jr.	2015	3,030
5.	Taylor Martinez	2012	2,871
6.	Adrian Martinez	2021	2,863
7.	Tommy Armstrong Jr.	2014	2,695
8.	Zac Taylor	2005	2,653
9.	Adrian Martinez	2018	2,617
10.	Dylan Raiola	2024	2,595

Freshman Record: 2,617 (Adrian Martinez)

TOTAL OFFENSE

RK.	PLAYER	YEAR	YDS
1.	Taylor Martinez	2012	3,890
2.	Joe Ganz	2008	3,826
3.	Tommy Armstrong Jr.	2015	3,430
4.	Tommy Armstrong Jr.	2014	3,400
5.	Adrian Martinez	2021	3,388
6.	Adrian Maratinez	2018	3,246
7.	Zac Taylor	2006	3,165
8.	Tanner Lee	2017	3,046
9.	Taylor Martinez	2011	2,963
10.	Jammal Lord	2002	2,774

Dylan Raiola 2024 2,527



TY ROBINSON #9

6-6 | 310 | SR. | DL
GILBERT, ARIZ.

CAREER RECORD WATCH

GAMES PLAYED

RK.	PLAYER, POS.	GAMES
1.	Bryce Benhart, OL	59
	Ty Robinson, DL	59
3.	Cam Meredith, DL	56
	Isaac Gifford, DB	56



JAHMAL BANKS

#4

6-4 | 220 | SR. | WR
WASHINGTON, D.C.

CAREER HONORS

- Honorable-Mention All-ACC (2022 at Wake Forest)
- Nebraska Scholar-Athlete Honor Roll (Spring 2024)

2024 WATCH LIST

- Senior Bowl

PERSONAL NOTES

- Earned his degree from Wake Forest in 2023

CAREER NOTES

- Had 107 catches for 1,404 yards and 13 touchdowns in four seasons at Wake Forest (2020-23) before transferring to Nebraska

CAREER SUPERLATIVES

- 100-Yard Receiving Games: 2
- Games with 2+ TD catches: 3

PREVIOUS BOWL GAMES

- Played in two bowl games while at Wake Forest
- Caught three passes for 72 yards with a 48-yard touchdown in the 2022 Gasparilla Bowl win against Missouri
- Also played in the 2021 Gator Bowl against Rutgers but did not have a reception

SEASON HIGHLIGHTS

- One of 10 Huskers to earn a single-digit number as one of the team's "toughest" players
- Has played in every game with nine starts
- Leads the team with 508 receiving yards and ranks 2nd with 40 catches and three receiving touchdowns
- Caught four passes for 61 yards in his debut against UTEP, including a 21-yard touchdown
- Had a pair of catches against Colorado
- Made a 13-yard grab against Northern Iowa
- Had a career-high eight receptions for 94 yards against Illinois
- Led Nebraska with five catches, 82 receiving yards and one touchdown at Purdue
- Had a season-long 31-yard reception against Rutgers
- Caught two passes for 33 yards at Indiana
- Had two catches for 31 yards at Ohio State
- Made two receptions for 13 yards against UCLA
- Had five catches for a team-high 55 receiving yards at USC
- Caught four passes for 52 yards against Wisconsin with a 5-yard touchdown
- Had four catches for 41 yards at Iowa

GAME-BY-GAME

OPPONENT	REC.	YDS	TD	LONG
UTEP	4	61	1	21
Colorado	2	2	0	4
Northern Iowa	1	13	0	13
Illinois	8	94	0	27
@ Purdue	5	82	1	27
Rutgers	1	31	0	31
@ Indiana	2	33	0	19
@ Ohio St.	2	31	0	19
UCLA	2	13	0	11
@ USC	5	55	0	16
Wisconsin	4	52	1	21
@ Iowa	4	41	0	13

CAREER RECEIVING STATS

YEAR	G/S	REC.	YDS	Y/R	Y/G	TD
2020*	5/0	1	17	17.0	2.8	0
2021*	14/0	5	98	19.6	7.0	0
2022*	12/1	42	636	15.1	53.0	9
2023*	12/10	59	653	11.1	54.4	4
2024	12/9	40	508	12.7	42.3	3
TOTAL	55/20	147	1,912	13.0	34.8	16

*at Wake Forest

RUSHNG: 1 att., 7 yds vs. Pittsburgh (2023)

PASSING: 1-of-1, 17 yds, 0 TDs

CAREER HIGHS

Receptions	8 three times
Receiving Yards	141 vs. Clemson (2022)*
Receiving Touchdowns	2 three times*
Long Reception	48 vs. Missouri (2022)*

*at Wake Forest



JACORY BARNEY JR. #17

6-0 | 170 | FR. | WR
FLORIDA CITY, FLA.

CAREER HONORS

- Midseason Freshman All-American (On3)
- Big Ten Freshman of the Week (Nov. 25)

NEBRASKA RECORD

- Season Receptions by a True Freshman: 52

2024 WATCH LIST

- The Jet Award

SEASON HIGHLIGHTS

- Has played in every game with three starts
- Ranks 3rd nationally among all FBS freshmen with 52 receptions
- His 52 receptions are the most by a true freshman in NU history and rank 2nd among all freshmen
- Leads Nebraska with 52 receptions, 268 kickoff return yards and 842 all-purpose yards
- Is on pace to become the first true freshman to lead Nebraska in receptions since freshmen regained eligibility in 1972
- Ranks 2nd on the team with three rushing TDs
- Ranks 3rd on the team with 431 receiving yards
- Had a 10-yard reception in his debut against UTEP and returned three kickoffs for 75 yards, including a long return of 35 yards
- Had six catches for 29 yards vs. Colorado with two carries for 28 yards and two kickoff returns for 35 yards
- Totaled 92 all-purpose yards against the Buffs
- Had 39 yards from scrimmage against UNI with three catches for 29 yards and a 10-yard rush for his first career touchdown
- Caught four passes for 25 yards against Illinois and had a 26-yard kickoff return
- Led NU with 102 all-purpose yards at Purdue
- Had four carries for a team-high 66 yards with a 25-yard touchdown run
- Added two catches for 28 yards and an eight-yard kickoff return on a squib kick
- Made the first start of his career against Rutgers and caught three passes for 28 yards
- Started again at Indiana and had a career-high eight receptions for 32 yards
- Also had a 7-yard touchdown run for Nebraska's lone score and returned two kickoffs for 20 yards
- Led Nebraska with seven receptions at Ohio State, finishing with 49 receiving yards
- Caught four passes for 78 yards against UCLA with a career-long 40-yard reception
- Also had an eight-yard rush vs. the Bruins
- Started at USC and had two catches for nine yards, two punt returns for four yards and a 23-yard kickoff return
- Had 150 all-purpose yards against Wisconsin with a career-high and team-leading nine catches for 85 yards, an 11-yard rush, a career-long 45-yard kickoff return and a career-long nine-yard punt return
- Named the Big Ten Freshman of the Week
- Caught three passes for 29 yards at Iowa

RECEIVING GAME-BY-GAME

OPPONENT	REC.	YDS	TD	LONG
UTEP	1	10	0	10
Colorado	6	29	0	9
Northern Iowa	3	29	0	14
Illinois	4	25	0	21
@ Purdue	2	28	0	16
Rutgers	3	28	0	28
@ Indiana	8	32	0	6
@ Ohio St.	7	49	0	14
UCLA	4	78	0	40
@ USC	2	9	0	5
Wisconsin	9	85	0	21
@ Iowa	3	29	0	23

RUSHING GAME-BY-GAME

OPPONENT	ATT.	YDS	TD	LONG
UTEP	0	0	0	-
Colorado	2	28	0	21
Northern Iowa	1	10	1	10
Illinois	0	0	0	-
@ Purdue	4	66	1	31
Rutgers	0	0	0	-
@ Indiana	1	7	1	7
@ Ohio St.	0	0	0	-
UCLA	1	8	0	8
@ USC	0	0	0	-
Wisconsin	1	11	0	11
@ Iowa	0	0	0	-

CAREER RECEIVING STATS

YEAR	G/S	REC.	YDS	Y/R	Y/G	TD
2024	12/3	52	431	8.3	35.9	0

KICK RETURNS: 13 ret., 268 yards, 0 TDs

PUNT RETURNS: 3 ret., 13 yards, 0 TDs

RUSHING: 10 att., 130 yards, 3 TDs

CAREER RECEIVING HIGHS

Receptions	9 vs. Wisconsin (2024)
Receiving Yards	85 vs. Wisconsin (2024)
Receiving Touchdowns	none
Long Reception	40 vs. UCLA (2024)

CAREER RUSHING HIGHS

Rushes	4 at Purdue (2024)
Rushing Yards	66 at Purdue (2024)
Rushing Touchdowns	1 three times
Long Rush	31 at Purdue (2024)

CAREER RETURN HIGHS

Kickoff Returns	3 vs. UTEP (2024)
Kickoff Return Yards	75 vs. UTEP (2024)
Kickoff Return Touchdowns	none
Long Kickoff Return	45 vs. Wisconsin (2024)
Punt Returns	2 vs. USC (2024)
Punt Return Yards	9 vs. Wisconsin (2024)
Punt Return Touchdowns	none
Long Punt Return	9 vs. Wisconsin (2024)

NU FRESHMAN RANKING

RECEPTIONS

RK.	PLAYER	YEAR	REC.
1.	JD Spielman	2017	55
2.	Jacory Barney Jr.*	2024	52
3.	Nate Swift	2005	45
4.	Wan'Dale Robinson*	2019	40

*true freshman

2024 FBS FRESHMAN RANKING

RECEPTIONS

RK.	PLAYER	SCHOOL	REC.
1.	Kam Shanks	UAB	62
2.	Jeremiah Smith	Ohio St.	57
3.	Jacory Barney Jr.	Nebraska	52



BRYCE BENHART #54

6-9 | 315 | SR. | OL
LAKEVILLE, MINN.

CAREER HONORS

- Honorable-Mention All-Big Ten (2023, 2024)
- Big Ten Distinguished Scholar (2022)
- 5-Time Academic All-Big Ten
- 10-Time Nebraska Scholar-Athlete Honor Roll

NEBRASKA RECORDS

- Career Starts by an Offensive Lineman: 53
- Career Starts at Right Tackle: 53
- Career Games Played: 59

2024 WATCH LISTS

- Outland Trophy
- Senior Bowl

PERSONAL NOTES

- Earned his degree in criminal justice

CAREER NOTES

- Was the 12th true freshman offensive lineman to play in a game in Nebraska history
- Has made 53 career starts at right tackle, the most starts by an offensive lineman in NU history

SEASON HIGHLIGHTS

- Has started every game at right tackle and earned honorable-mention All-Big Ten honors for the second straight season
- Started at right tackle against UTEP, breaking a tie for the most starts (42) by an offensive lineman in Nebraska history
- Broke the previous school record for games played with a start at USC
- Tied for the most career starts in school history (53) at Iowa

CAREER STATS

- **Games:** 59
(3 in 2019; 8 in 2020; 12 in 2021; 12 in 2022, 12 in 2023; 12 in 2024)
- **Starts:** 53
(8 in 2020; 10 in 2021; 11 in 2022; 12 in 2023; 12 in 2024)

NEBRASKA CAREER STARTS

RK.	PLAYER, POS.	STARTS
1.	Bryce Benhart, OL	53
	Alex Henery, PK	53
3.	Ralph Brown, CB	52
4.	Kris Brown, PK	51
	Drew Brown, PK	51

STARTS BY AN OFFENSIVE LINEMAN

RK.	PLAYER	STARTS
1.	Bryce Benhart	53
2.	Jeremiah Sirls	41

CAREER GAMES PLAYED

RK.	PLAYER, POS.	GAMES
1.	Bryce Benhart, OL	59
	Ty Robinson, DL	59
3.	Cam Meredith, DL	56
4.	P.J. Mangieri, LS	55



CALEB BENNING #35

5-11 | 200 | FR. | DB
OMAHA, NEB.

PERSONAL NOTES

- His father, Damon, serves as an analyst on Nebraska football radio broadcasts
- Damon was also a former Husker who ran for more than 1,500 career yards with more than 2,600 career all-purpose yards and was a member of Nebraska's 1994 & 1995 national championship teams

SEASON HIGHLIGHTS

- Redshirted while playing in two games during the regular season
- Made his Husker debut in the win over Wisconsin and had one tackle on kickoff coverage
- Also saw action at Iowa

GAME-BY-GAME

OPPONENT	UT-AT-TT	TFL-YD	PBU	INT
UTEP	-	Did Not Play-		
Colorado	-	Did Not Play-		
Northern Iowa	-	Did Not Play-		
Illinois	-	Did Not Play-		
@ Purdue	-	Did Not Play-		
Rutgers	-	Did Not Play-		
@ Indiana	-	Did Not Play-		
@ Ohio St.	-	Did Not Play-		
UCLA	-	Did Not Play-		
@ USC	-	Did Not Play-		
Wisconsin	0-1-1	0.0-0	0	0
@ Iowa	0-0-0	0.0-0	0	0

CAREER TACKLE STATS

YEAR	G/S	UT	AT	TT	TFL-YD	SCK-YD
2024	2/0	0	1	1	0.0-0	0.0-0

CAREER MISCELLANEOUS STATS

YEAR	FF	FR	PBU	INT	QBH	BLK
2024	0	0	0	0	0	0

CAREER HIGHS

Tackles	1 vs. Wisconsin (2024)
TFLs	none
Sacks	none
Breakups	none



NATE BOERKIRCHER #87

6-5 | 250 | JR. | TE
AURORA, NEB.

CAREER HONORS

- 3-Time Academic All-Big Ten
- 7-Time Nebraska Scholar-Athlete Honor Roll

PERSONAL NOTES

- Earned his degree in finance
- His brother, Ian, was a Husker offensive lineman from 2019 to 2022

CAREER NOTES

- Former walk-on who was placed on scholarship in the spring of 2023

SEASON HIGHLIGHTS

- Has played in every game with six starts
- Has set career highs with six catches and 102 receiving yards
- Started and had a career-long 25-yard reception against Colorado
- Made his second start of the season at Purdue
- Started his third game of the season at Indiana
- Started at Ohio State and caught a two-point conversion that gave Nebraska a 17-14 fourth-quarter lead
- Caught a 9-yard pass at USC
- Started against Wisconsin and had two catches for 29 yards, tying his career high in receptions
- Had two more catches for a career-high 39 receiving yards in another start at Iowa

GAME-BY-GAME

OPPONENT	REC.	YDS	TD	LONG
UTEP	0	0	0	-
Colorado	1	25	0	25
Northern Iowa	0	0	0	-
Illinois	0	0	0	-
@ Purdue	0	0	0	-
Rutgers	0	0	0	-
@ Indiana	0	0	0	-
@ Ohio St.	0	0	0	-
UCLA	0	0	0	-
@ USC	1	9	0	9
Wisconsin	2	29	0	19
@ Iowa	2	39	0	20

CAREER RECEIVING STATS

YEAR	G/S	REC.	YDS	Y/R	Y/G	TD
2020		Covid Season				
2021*	3/0	2	14	7.0	4.7	0
2022	12/4	6	52	8.7	4.3	1
2023	12/7	5	51	10.2	4.3	0
2024	12/6	6	102	17.0	8.5	0
TOTAL	39/17	19	219	11.5	5.6	1

*Redshirt season

RUSHING: 1 att., 11 yds, 0 TDs

CAREER HIGHS

Receptions	2 four times
Receiving Yards	39 at Iowa (2024)
Receiving Touchdowns	1 vs. No. Dakota (2022)
Long Reception	25 vs. Colorado (2024)



JANIRAN BONNER #16

6-2 | 220 | SO. | WR
ELLENWOOD, GA.

CAREER HONORS

- 2-Time Academic All-Big Ten
- 2-Time Nebraska Scholar-Athlete Honor Roll

CAREER NOTES

- Switched from tight end to fullback prior to 2023 and then from fullback to wide receiver prior to 2024

SEASON HIGHLIGHTS

- Has played in every game with three starts
- Has caught 10 passes for 58 yards and one touchdown while rushing twice for 11 yards and one touchdown, setting career highs in each of those categories
- Is 1 of 2 Huskies with both a rushing and receiving touchdown
- Started against UTEP and set career highs with three catches, 26 receiving yards and a career-long 14-yard reception
- Had a five-yard reception against Northern Iowa
- Caught a one-yard touchdown pass against Illinois for his first career touchdown catch
- Had an 11-yard rushing touchdown against Rutgers for his second career rushing TD
- Caught a three-yard pass at Ohio State
- Made his third start of the season vs. UCLA
- Tied his career high with three receptions at USC and finished with 21 receiving yards
- Had a 2-yard reception against Wisconsin

GAME-BY-GAME

OPPONENT	ATT.	YDS	TD	LONG
UTEP	3	26	0	14
Colorado	0	0	0	-
Northern Iowa	1	5	0	5
Illinois	1	1	1	1
@ Purdue	0	0	0	-
Rutgers	0	0	0	-
@ Indiana	0	0	0	-
@ Ohio St.	1	3	0	3
UCLA	0	0	0	-
@ USC	3	21	0	11
Wisconsin	1	2	0	2
@ Iowa	0	0	0	-

CAREER RECEIVING STATS

YEAR	G/S	REC.	YDS	Y/R	Y/G	TD
2022						
Redshirt						
2023	12/3	1	5	5.0	0.4	0
2024	12/3	10	58	5.8	4.8	1
TOTAL	24/6	11	63	5.7	2.6	1

RUSHING: 6 att., 20 yds, 2 TDs

CAREER HIGHS

Receptions	3 twice
Receiving Yards	26 vs. UTEP (2024)
Receiving Touchdowns	1 vs. Illinois (2024)
Long Reception	14 vs. UTEP (2024)



DEREK BRANCH #24

5-11 | 195 | JR. | DB
LINCOLN, NEB.

CAREER HONORS

- 3-Time Academic All-Big Ten
- 5-Time Nebraska Scholar-Athlete Honor Roll

SEASON HIGHLIGHTS

- Has played in 11 games and set career highs with six tackles, 0.5 TFLs and one pass breakup
- Played in the second game of his career against UTEP, recording his second career tackle
- Made a career-high two tackles against Northern Iowa, including a half tackle for loss for his first career TFL
- Also had his first career pass breakup vs. UNI
- Recorded one tackle at Indiana
- Made one tackle at USC
- Had one tackle in the win over Wisconsin

GAME-BY-GAME

OPPONENT	UT-AT-TT	TFL-YD	PBU	INT
UTEP	1-0-1	0.0-0	0	0
Colorado	-Did Not Play-			
Northern Iowa	0-2-2	0.5-1	1	0
Illinois	0-0-0	0.0-0	0	0
@ Purdue	0-0-0	0.0-0	0	0
Rutgers	0-0-0	0.0-0	0	0
@ Indiana	0-1-1	0.0-0	0	0
@ Ohio St.	0-0-0	0.0-0	0	0
UCLA	0-0-0	0.0-0	0	0
@ USC	0-1-1	0.0-0	0	0
Wisconsin	0-1-1	0.0-0	0	0
@ Iowa	0-0-0	0.0-0	0	0

CAREER TACKLE STATS

YEAR	G/S	UT	AT	TT	TFL-YD	SCK-YD
2021						
Redshirt						
2022						
Did Not Play						
2023	1/0	1	0	1	0.0-0	0.0-0
2024	11/0	1	5	6	0.5-1	0.0-0
TOTAL	12/0	2	5	7	0.5-1	0.0-0

CAREER MISCELLANEOUS STATS

YEAR	FF	FR	PBU	INT	QBH	BLK
2021	0	0	0	0	0	0
2022	0	0	0	0	0	0
2023	0	0	0	0	0	0
2024	0	0	1	0	0	0
TOTAL	0	0	1	0	0	0

CAREER HIGHS

Tackles	2 vs. UNI (2024)
TFLs	0.5 vs. UNI (2024)
Sacks	none
Breakups	none
Interceptions	none



MARIO BUFORD #31

6-0 | 175 | FR. | DB
CHICAGO, ILL.

CAREER HONORS

- Nebraska Scholar-Athlete Honor Roll (Spring 2024)

PERSONAL NOTES

- His brother, Marques, is a junior defensive back for the Huskies

SEASON HIGHLIGHTS

- Has played in 10 games as a true freshman and recorded five tackles and one pass breakup
- Made the first three tackles of his career against Northern Iowa
- Had two solo tackles at Purdue
- Recorded two more tackles at Indiana while posting his first career pass breakup

GAME-BY-GAME

OPPONENT	UT-AT-TT	TFL-YD	PBU	INT
UTEP	0-0-0	0.0-0	0	0
Colorado	0-0-0	0.0-0	0	0
Northern Iowa	2-1-3	0.0-0	0	0
Illinois	-Did Not Play-			
@ Purdue	2-0-2	0.0-0	0	0
Rutgers	0-0-0	0.0-0	0	0
@ Indiana	1-1-2	0.0-0	1	0
@ Ohio St.	0-0-0	0.0-0	0	0
UCLA	0-0-0	0.0-0	0	0
@ USC	0-0-0	0.0-0	0	0
Wisconsin	0-0-0	0.0-0	0	0
@ Iowa	-Did Not Play-			

CAREER TACKLE STATS

YEAR	G/S	UT	AT	TT	TFL-YD	SCK-YD
2024	10/0	5	2	7	0.0-0	0.0-0

CAREER MISCELLANEOUS STATS

YEAR	FF	FR	PBU	INT	QBH	BLK
2024	0	0	1	0	0	0

CAREER HIGHS

Tackles	3 vs. Northern Iowa (2024)
TFLs	none
Sacks	none
Breakups	1 at Indiana (2024)



MARQUES BUFORD JR. #3

5-11 | 190 | JR. | DB
CHICAGO, ILL.

CAREER HONORS

- 3-Time Academic All-Big Ten
- 5-Time Nebraska Scholar-Athlete Honor Roll

PERSONAL NOTES

- His brother, Mario, is a freshman defensive back for the Huskers
- Earned his degree in child, youth and family studies earlier this month

CAREER NOTES

- Suffered a major knee injury in November of 2022 that kept him out for nearly one year
- Began his career at safety before moving to cornerback this season

CAREER SUPERLATIVES

- Double-Digit Tackle Games: 1

SEASON HIGHLIGHTS

- One of 10 Huskers to earn a single-digit number as one of the team's "toughest" players
- Has played in every game with 11 starts, including seven starts at cornerback and four starts at safety
- Has totaled 32 tackles and is tied for the team lead with a career-high five pass breakups
- Had three tackles and one pass breakup against UTEP
- Made three solo tackles against Colorado
- Had four tackles and broke up a pass against Northern Iowa
- Totaled three tackles against Illinois
- Had one tackle in the win at Purdue
- Had an interception against Rutgers while setting a career high with three pass breakups
- Recorded two solo tackles at Indiana
- Started at safety at Ohio State and had two tackles
- Started at safety again vs. UCLA and recorded four tackles
- Started at safety at USC and had four tackles, including a 3-yard tackle for loss
- Had two tackles in another start at safety against Wisconsin
- Totaled three tackles at Iowa

GAME-BY-GAME

OPPONENT	UT-AT-TT	TFL-YD	PBU	INT
UTEP	1-2-3	0.0-0	1	0
Colorado	3-0-3	0.0-0	0	0
Northern Iowa	2-2-4	0.0-0	1	0
Illinois	2-1-3	0.0-0	0	0
@ Purdue	0-1-1	0.0-0	0	0
Rutgers	0-1-1	0.0-0	3	1
@ Indiana	2-0-2	0.0-0	0	0
@ Ohio St.	0-2-2	0.0-0	0	0
UCLA	2-2-4	0.0-0	0	0
@ USC	3-1-4	1.0-3	0	0
Wisconsin	0-2-2	0.0-0	0	0
@ Iowa	2-1-3	0.0-0	0	0

CAREER TACKLE STATS

YEAR	G/S	UT	AT	TT	TFL-YD	SCK-YD
2021	12/0	1	2	3	0.0-0	0.0-0
2022	11/11	36	23	59	2.5-3	0.0-0
2023*	4/2	15	3	18	3.0-14	1.0-11
2024	12/11	17	15	32	1.0-3	0.0-0
TOTAL	39/24	69	43	112	6.5-20	1.0-11

*Redshirt season

CAREER MISCELLANEOUS STATS

YEAR	FF	FR	PBU	INT	QBH	BLK
2021	0	0	0	0	0	0
2022	1	0	3	2	1	0
2023	0	0	0	0	0	0
2024	0	0	5	1	0	0
TOTAL	1	0	8	3	1	0

*Redshirt season

CAREER HIGHS

Tackles	10 at Wisconsin (2023)
TFLs	1.5 twice
Sacks	1.0 vs. Maryland (2023)
Breakups	3 vs. Rutgers (2024)
Interceptions	2 vs. Georgia Southern (2022)



ALEX BULLOCK #84

6-2 | 205 | JR. | WR
OMAHA, NEB.

CAREER HONORS

- 3-Time Academic All-Big Ten
- 5-Time Nebraska Scholar-Athlete Honor Roll

CAREER NOTES

- Former walk-on who was placed on scholarship during the fall of 2023

PERSONAL NOTES

- His brother John is a Husker linebacker who also went from walk-on to scholarship player
- He and his brother both started at Colorado in 2023, marking the first time since 1987 that Nebraska had brothers start the same game on different sides of the ball

SEASON HIGHLIGHTS

- Has played in every game with two starts
- Had a 12-yard reception against UTEP
- Made his first start of the season and ninth of his career at Purdue
- Has added excellent perimeter blocking, including taking out two defenders on a 25-yard touchdown run by receiver Jacory Barney Jr. at Purdue
- Started his second game of the season at Ohio State

GAME-BY-GAME

OPPONENT	REC.	YDS	TD	LONG
UTEP	1	12	0	12
Colorado	0	0	0	-
Northern Iowa	0	0	0	-
Illinois	0	0	0	-
@ Purdue	0	0	0	-
Rutgers	0	0	0	-
@ Indiana	0	0	0	-
@ Ohio St.	0	0	0	-
UCLA	0	0	0	-
@ USC	0	0	0	-
Wisconsin	0	0	0	-
@ Iowa	0	0	0	-

CAREER RECEIVING STATS

YEAR	G/S	REC.	YDS	Y/R	Y/G	TD
2021						
2022	2/0	0	0	0.0	0.0	0
2023	12/8	15	221	14.7	18.4	1
2024	12/2	1	12	12.0	1.0	0
TOTAL	26/10	16	233	14.6	9.0	1

KICK RETURNS: 1 ret., 22 yds, 0 TDs

PUNT RETURNS: 2 ret., 0 yds, 0 TDs

CAREER HIGHS

Receptions	3 twice
Receiving Yards	56 at Minnesota (2023)
Receiving Touchdowns	1 at Minnesota (2023)
Long Reception	34 at Minnesota [TD] (2023)



**JOHN
BULLOCK**

#5

**6-0 | 230 | SR. | LB
OMAHA, NEB.**

CAREER HONORS

- Honorable-Mention All-Big Ten (2024)
- 5-Time Nebraska Scholar-Athlete Honor Roll

2024 WATCH LIST

- Burlsworth Trophy

CAREER NOTES

- Former walk-on who was placed on scholarship in the 2023 spring season

PERSONAL NOTES

- His brother Alex is a Husker wide receiver who also went from walk-on to scholarship player
- He and his brother both started at Colorado in 2023, marking the first time since 1987 that Nebraska had brothers start the same game on different sides of the ball
- Earned his degree in psychology

SEASON HIGHLIGHTS

- One of 10 Huskers to earn a single-digit number as one of the team's "toughest" players
- Earned honorable-mention All-Big Ten recognition
- Has started every game and ranks 3rd on the team with a career-high 65 tackles
- Is tied for the team lead with a career-high five pass breakups
- Ranks 2nd on the team in TFLs (9.0) and 3rd in interceptions (1)
- Has set career highs in tackles, TFLs, sacks, pass breakups and interceptions
- Made two tackles against UTEP
- Had five tackles, a career-high 2.0 TFLs, one pass breakup and one hurry against Colorado
- Had a career-high nine tackles against Northern Iowa with a sack and a pass breakup
- Made nine tackles again the next game against Illinois with a two-yard sack and a pass breakup
- Also forced a fumble against the Illini that resulted in a takeaway that led to a Husker touchdown
- Had four tackles at Purdue including a three-yard tackle for loss
- Also recorded his first career interception, which he returned 35 yards for a fourth-quarter TD
- Totaled four tackles against Rutgers
- Finished with three tackles at Indiana
- Recorded five tackles at Ohio State
- Had eight tackles with a 4-yard sack against UCLA
- Led NU with seven tackles at USC and added one pass breakup
- Had four tackles with 1.5 tackles for loss against Wisconsin
- Tied for the team lead with five tackles at Iowa and added 1.5 tackles for loss and one pass breakup

GAME-BY-GAME

OPPONENT	UT-AT-TT	TFL-YD	SACK-YD
UTEP	0-2-2	0.0-0	0.0-0
Colorado	4-1-5	2.0-5	0.0-0
Northern Iowa	2-7-9	1.0-1	1.0-1
Illinois	6-3-9	1.0-2	1.0-2
@ Purdue	3-1-4	1.0-3	0.0-0
Rutgers	2-2-4	0.0-0	0.0-0
@ Indiana	1-2-3	0.0-0	0.0-0
@ Ohio St.	1-4-5	0.0-0	0.0-0
UCLA	4-4-8	1.0-4	1.0-4
@ USC	5-2-7	0.0-0	0.0-0
Wisconsin	2-2-4	1.5-3	0.0-0
@ Iowa	3-2-5	1.5-2	0.0-0

CAREER TACKLE STATS

YEAR	G/S	UT	AT	TT	TFL-YD	SCK-YD
2019					Redshirt	
2020					Did Not Play	
2021	12/0	2	3	5	0.0-0	0.0-0
2022	10/0	1	0	1	0.0-0	0.0-0
2023	12/10	27	23	50	2.5-9	1.5-7
2024	12/12	33	32	65	9.0-20	3.0-7
TOTAL	46/22	66	58	121	11.5-29	4.5-14

CAREER MISCELLANEOUS STATS

YEAR	FF	FR	PBU	INT	QBH	BLK
2020	0	0	0	0	0	0
2021	0	0	0	0	0	0
2022	0	0	0	0	0	0
2023	1	0	2	0	1	0
2024	1	0	5	1	2	0
TOTAL	2	0	7	1	3	0

CAREER HIGHS

Tackles	9 twice
TFLs	2.0 vs. Colorado (2024)
Sacks	1.0 four times
Breakups	1 seven times
Interceptions	1 at Purdue (2024)
Interception Return TDs	1 at Purdue (2024)



BRIAN BUSCHINI #13

6-1 | 225 | SR. | P
HELENA, MONT.

CAREER HONORS

- FCS Punter of the Year (2021 at Montana)
- FCS First-Team All-American (2021 at Montana)
- First-Team All-Big Sky (2021 at Montana)
- Honorable-Mention All-Big Ten (2024)
- Big Ten Special Teams Player of the Week (Oct. 7, 2024)
- Campbell Trophy Semifinalist (2023)
- 2-Time Academic All-Big Ten
- 5-Time Nebraska Scholar-Athlete Honor Roll

2024 WATCH LIST

- Ray Guy Award

PERSONAL NOTES

- Married his wife Kellie in 2021
- Is NU's fourth all-time letterwinner from Montana
- Earned his bachelor's degree in criminal justice and his master's degree in engineering and management

CAREER NOTES

- Spent three seasons at Montana (2019-21), where he was the 2021 FCS Punter of the Year
- Ranked 3rd in the FCS in punting average in 2021 with a school-record average of 46.0

2024 FBS TOP-25 RANKING

- Punting Average: 18th (44.7)

SEASON HIGHLIGHTS

- Has started every game at punter and earned honorable-mention All-Big Ten honors
- Is averaging 44.68 yards per punt, which ranks 6th in school history
- Has placed 16 of his 44 punts inside the 20-yard line with eight punts inside the 10-yard line
- Averaged 48.5 yards on two punts against UTEP
- Averaged 50.8 yards on five punts vs. Colorado
- Averaged 50.3 yards on three punts vs. Illinois
- Saw two of his three punts downed inside the 10 at Purdue
- Was named the Big Ten Special Teams Player of the Week following an outstanding performance against Rutgers
- Averaged 50.2 yards on five punts with two punts longer than 60 yards, including a 69-yard punt that flipped the field and forced Rutgers to start its final drive on its own 11-yard line
- Also had a 30-yard completion on a successful fake punt on his first career pass attempt
- Had a 52-yard punt at Indiana while averaging 41.0 yards on three punts
- Averaged 40.8 yards on six punts at Ohio State
- All three of his punts against UCLA went more than 50 yards - including a 64-yarder - as he averaged a career-high 55.7 yards per punt
- Averaged 46.0 yards on five punts at USC with three punts downed inside the 20-yard line
- Averaged 50.5 yards on two punts vs. Wisconsin with one punt downed at the 3-yard line
- Put two of his seven punts at Iowa inside the 20-yard line with another punt at the 20
- Has 23 touchbacks on 42 kickoffs this season

GAME-BY-GAME

OPPONENT	NO.	AVG	I20	LONG
UTEP	2	48.5	1	53
Colorado	5	50.8	3	60
Northern Iowa	0	0.0	0	-
Illinois	3	50.3	0	53
@ Purdue	3	34.3	2	29
Rutgers	5	50.2	2	69
@ Indiana	3	41.0	0	52
@ Ohio St.	6	40.8	1	52
UCLA	3	55.7	1	64
@ USC	5	46.0	3	57
Wisconsin	2	50.5	1	52
@ Iowa	7	34.9	2	48

CAREER PUNTING STATS

YEAR	NO.	AVG	LG	TB	I20	50+	BLK
2019*	Redshirt						
2020*	6	43.3	52	0	5	2	0
2021*	69	46.0	62	4	30	28	0
2022	68	44.0	74	6	14	16	0
2023	57	40.7	60	1	20	7	0
2024	44	44.7	69	0	16	14	0
TOTAL	244	43.9	74	11	85	67	0

*at FCS Montana (2020 played in spring of 2021)

KICKOFFS: 143 att., 61 touchbacks

CAREER HIGHS

Punts	8 vs. Indiana (2022)
Average	55.7 vs. UCLA (2024)
Inside 20	5 vs. Louisiana Tech (2023)
50-Yard Punts	5 vs. Minnesota (2022)
Long Punt	74 vs. Wisconsin (2022)

NU SEASON RECORD WATCH

PUNTING AVERAGE

RK.	PLAYER	YEAR	AVG.
1.	Sam Koch	2005	46.51
2.	Kyle Larson	2003	45.12
3.	Dan Hadenfeldt	1999	44.98
4.	Bill Lafleur	1998	44.94
5.	Jesse Kosch	1996	44.70
6.	Brian Buschini	2024	44.68
7.	Brett Maher	2011	44.51
8.	Sam Foltz	2015	44.23
9.	Brian Buschini	2022	44.04

NU CAREER RECORD WATCH

PUNTING AVERAGE

RK.	PLAYER	YEARS	AVG.
1.	Dan Hadenfeldt	1997-2000	44.54
2.	Sam Koch	2002-05	44.04
3.	Kyle Larson	2001-03	43.67
4.	Brett Maher	2011-12	43.15
5.	Brian Buschini	2022-pres.	43.08



JEREMIAH CHARLES #25

6-0 | 170 | SO. | DB
FORT WORTH, TEXAS

CAREER HONORS

- Academic All-Big Ten (2024)

CAREER NOTES

- Played only one season of high school football at Arlington Martin before joining Nebraska
- Is also a member of the NU track and field team
- Finished 5th in the triple jump and 6th in the long jump at the 2024 Big Ten Indoor Championships
- Placed 6th in the triple jump at the 2024 Big Ten Outdoor Championships

SEASON HIGHLIGHTS

- Has played in every game with one start
- Has totaled 10 tackles and one pass breakup
- Made one tackle against UTEP
- Had one tackle against Colorado
- Recorded one solo tackle and his first career pass breakup against Northern Iowa
- Had one tackle at Purdue and Indiana
- Started at cornerback against UCLA and posted a career-high two tackles
- Recorded one tackle at USC
- Totaled two tackles against Wisconsin

GAME-BY-GAME

OPPONENT	UT-AT-TT	TFL-YD	PBU	INT
UTEP	0-1-1	0.0-0	0	0
Colorado	0-1-1	0.0-0	0	0
Northern Iowa	1-0-1	0.0-0	1	0
Illinois	0-0-0	0.0-0	0	0
@ Purdue	0-1-1	0.0-0	0	0
Rutgers	0-0-0	0.0-0	0	0
@ Indiana	0-1-1	0.0-0	0	0
@ Ohio St.	0-0-0	0.0-0	0	0
UCLA	1-1-2	0.0-0	0	0
@ USC	0-1-1	0.0-0	0	0
Wisconsin	1-1-2	0.0-0	0	0
@ Iowa	0-0-0	0.0-0	0	0

CAREER TACKLE STATS

YEAR	G/S	UT	AT	TT	TFL-YD	SCK-YD
2023*	2/0	0	0	0	0.0-0	0.0-0
2024	11/1	3	7	10	0.0-0	0.0-0
TOTAL	13/1	3	7	10	0.0-0	0.0-0

*redshirt

CAREER MISCELLANEOUS STATS

YEAR	FF	FR	PBU	INT	QBH	BLK
2023*	0	0	0	0	0	0
2024	0	0	1	0	0	0
TOTAL	0	0	1	0	0	0

*redshirt

CAREER HIGHS

Tackles	2	twice
TFLs	none	
Sacks	none	
Breakups	1	vs. Colorado (2024)
Interceptions	none	



JUSTIN EVANS

#51

6-1 | 315 | SO. | OL
EAST ORANGE, N.J.

CAREER HONORS

- 2-Time Academic All-Big Ten
- 2-Time Nebraska Scholar-Athlete Honor Roll

SEASON HIGHLIGHTS

- Has started every game at left guard
- Is 1 of 3 Husker offensive linemen who have started every game this season
- Is the only non-senior to start all 12 games on the offensive line this season

CAREER STATS

- **Games:** 24 (12 in 2023; 12 in 2024)
- **Starts:** 17 (5 in 2023; 12 in 2024)



THOMAS FIDONE II

#24

6-6 | 255 | JR. | TE
COUNCIL BLUFFS, IOWA

CAREER HONORS

- 3-Time Academic All-Big Ten
- 7-Time Nebraska Scholar-Athlete Honor Roll

2024 WATCH LISTS

- Mackey Award
- Senior Bowl

PERSONAL NOTES

- Earned his degree in management earlier this month

CAREER NOTES

- Has suffered two major knee injuries which limited his availability in his first two seasons at Nebraska after he was the nation's No. 1 tight end in the 2021 recruiting class
- Ranks 9th in among tight ends in Nebraska history with 56 career receptions

SEASON HIGHLIGHTS

- Has played in 12 games with nine starts and recorded career highs of 31 catches and 323 receiving yards
- Ranks 4th on the team in receptions
- Has multiple receptions in nine of 12 games
- Had three catches against UTEP
- Made a 13-yard reception against Colorado
- Had two receptions for 13 yards against UNI
- Had 46 yards on two catches vs. Illinois, including tying his career-long reception (29 yards)
- Recorded three catches for 39 yards at Purdue
- Had three receptions for 15 yards vs. Rutgers
- Set career highs with six receptions and 91 receiving yards at Indiana
- Caught four passes for 55 yards at Ohio State with a career-long 33-yard reception
- Had four catches for 16 yards against UCLA
- Caught two passes for nine yards at USC
- Had a 25-yard reception at Iowa

GAME-BY-GAME

OPPONENT	REC.	YDS	TD	LONG
UTEP	3	1	0	2
Colorado	1	13	0	13
Northern Iowa	2	13	0	7
Illinois	2	46	0	29
@ Purdue	3	39	0	20
Rutgers	3	15	0	7
@ Indiana	6	91	0	28
@ Ohio St.	4	55	0	33
UCLA	4	16	0	8
@ USC	2	9	0	9
Wisconsin	0	0	0	-
@ Iowa	1	25	0	25

CAREER RECEIVING STATS

YEAR	G/S	REC.	YDS	Y/R	Y/G	TD
2021*	1/0	0	0	0.0	0.0	0
2022	Did Not Play					
2023	12/8	25	260	10.4	21.7	4
2024	12/9	31	323	10.4	26.9	0
TOTAL	25/17	56	583	10.4	23.3	4

*Redshirt season

CAREER HIGHS

Receptions	6 at Indiana (2024)
Receiving Yards	91 at Indiana (2024)
Receiving Touchdowns	1 four times
Long Reception	33 at Ohio St. (2024)

NU CAREER RECORD WATCH

TIGHT END RECEPTIONS

RK.	PLAYER	YEARS	REC.
1.	Mike McNeill	20207-10	82
2.	Kyler Reed	2009-12	67
3.	Matt Herian	2002-06	65
	Austin Allen	2018-21	65
5.	Jerry List	1970-72	61
	Jack Stoll	2017-20	61
7.	Cethan Carter	2013-16	59
8.	Tracey Wistrom	1998-2001	58
9.	Thomas Fidone II	2021-pres.	56



AIDAN FLEGE

#94

**6-2 | 215 | JR. | LS
LINCOLN, NEB.**

CAREER NOTES

- Spent two seasons at Iowa Western CC in 2021 and 2022
- Was a student at Nebraska in 2023 but did not join the football team until prior to the 2024 season

SEASON HIGHLIGHTS

- Has played in 10 games this season
- Began the season as the primary long snapper on Nebraska's field goal and PAT units
- Has handled all long-snapping duties for the past six games

CAREER STATS

- **Games:** 10 (10 in 2024)



ISAIAH GARCIA-CASTANEDA

#13

**6-1 | 200 | SR. | WR
TWENTYNINE PALMS, CALIF.**

CAREER HONORS

- **2-Time Academic All-Big Ten**
- **2-Time Nebraska Scholar-Athlete Honor Roll**

PERSONAL NOTES

- Eamed his degree in child, youth and family studies

CAREER NOTES

- New Mexico State transfer in his third year at NU
- Played in 12 games with six starts for the Aggies (2020-21), totaling 42 catches for 639 yards and four touchdowns

CAREER SUPERLATIVES

- 100-Yard Receiving Games: 2
- Games with 2+ TD Catches: 1

SEASON HIGHLIGHTS

- Has played in every game and leads Nebraska with 11 punt returns for 60 yards
- Returned the first three punts of his career against UTEP for 25 yards
- Had two punt returns for 16 yards vs. Colorado
- Returned three punts for nine yards at Purdue
- Had a 5-yard punt return at Indiana
- Had a 3-yard punt return at Ohio State
- Caught his first pass of the season with a 10-yard reception against Wisconsin

PUNT RETURN GAME-BY-GAME

OPPONENT	RET.	YDS	TD	LONG
UTEP	3	25	0	13
Colorado	2	16	0	12
Northern Iowa	1	2	0	2
Illinois	0	0	0	-
@ Purdue	3	9	0	8
Rutgers	0	0	0	-
@ Indiana	1	5	0	-
@ Ohio St.	1	3	0	3
UCLA	0	0	0	-
@ USC	0	0	0	-
Wisconsin	0	0	0	-
@ Iowa	0	0	0	-

CAREER RECEIVING STATS

YEAR	G/S	REC.	YDS	Y/R	Y/G	TD
2020*	2/0	5	61	12.2	30.5	0
2021*	10/6	37	578	15.6	57.8	4
2022	4/0	5	120	24.2	30.3	1
2023	1/0	1	7	7.0	7.0	0
2024	12/0	1	10	10.0	0.8	0
TOTAL	29/6	49	776	15.8	26.8	5

*at New Mexico State

Note: 2020 season played in the spring of 2021

PUNT RETURNS: 11 ret. 60 yds, 0 TDs

KICKOFF RETURNS: 3 ret. 42 yds, 0 TDs

RUSHING: 1 att., 6 yds, 0 TDs

PASSING: 1-for-2, 11 yards, 1 TD

CAREER HIGHS

Receptions 7 at San Jose St. (2021)*

Receiving Yards 120 vs. Northwestern (2022)

Receiving Touchdowns 2 at San Jose St. (2021)*

Long Reception 75 [TD] at New Mexico (2021)*

Punt Returns 3 twice

Punt Return Yards 25 vs. UTEP (2024)

Long Punt Return 13 vs. UTEP (2024)

*New Mexico State



VINCENT GENATONE #30

6-0 | 255 | SO. | LB
NORTH PLATTE, NEB.

CAREER NOTES

- Spent two seasons at FCS Montana, redshirting in 2022 and playing in 12 games in 2023
- Was a member of the Griz team that finished as the 2023 FCS national runner-up

SEASON HIGHLIGHTS

- Has played in every game in his first season as a Husker
- Is a key member of Nebraska's special teams
- Recorded his first tackle as a Husker with a solo stop on kickoff coverage against Wisconsin

GAME-BY-GAME

OPPONENT	UT-AT-TT	TFL-YD	SACK-YD
UTEP	0-0-0	0.0-0	0.0-0
Colorado	0-0-0	0.0-0	0.0-0
Northern Iowa	0-0-0	0.0-0	0.0-0
Illinois	0-0-0	0.0-0	0.0-0
@ Purdue	0-0-0	0.0-0	0.0-0
Rutgers	0-0-0	0.0-0	0.0-0
@ Indiana	0-0-0	0.0-0	0.0-0
@ Ohio St.	0-0-0	0.0-0	0.0-0
UCLA	0-0-0	0.0-0	0.0-0
@ USC	0-0-0	0.0-0	0.0-0
Wisconsin	1-0-1	0.0-0	0.0-0
@ Iowa	0-0-0	0.0-0	0.0-0

CAREER TACKLE STATS

YEAR	G/S	UT	AT	TT	TFL-YD	SCK-YD
2022*						
2023*	12/0	1	0	1	0.0-0	0.0-0
2024	12/0	1	0	1	0.0-0	0.0-0
TOTAL	24/0	2	0	2	0.0-0	0.0-0

*at FCS Montana

CAREER MISCELLANEOUS STATS

YEAR	FF	FR	PBU	INT	QBH	BLK
2022*						
2023*	0	0	0	0	0	0
2024	0	0	0	0	0	0
TOTAL	0	0	0	0	0	0

*at FCS Montana

CAREER HIGHS

Tackles	1 twice
TFLs	none
Sacks	none
Breakups	none



ISAAC GIFFORD #2

6-1 | 205 | SR. | DB
LINCOLN, NEB.

CAREER HONORS

- Honorable-Mention All-Big Ten (2023)
- 4-Time Academic All-Big Ten
- 9-Time Nebraska Scholar-Athlete Honor Roll

2024 WATCH LIST

- Wuerffel Trophy

PERSONAL NOTES

- His brother Luke was a Husker linebacker (2014-18) who currently plays for the Tennessee Titans
- Earned his degree in management

CAREER SUPERLATIVES

- Double-Digit Tackle Games: 4

SEASON HIGHLIGHTS

- One of 10 Huskers to earn a single-digit number as one of the team's "toughest" players
- Has started every game at rover
- Leads the team with 69 tackles and has added 3.0 tackles for loss and one pass breakup
- Is looking to become the 11th Husker in the modern era to lead the team in tackles in consecutive years and just the fifth to accomplish that feat since 1990
- Has led Nebraska in tackles in six of 12 games
- Had one tackle against UTEP
- Tied for the team lead with six tackles vs. Colorado
- Led Nebraska with 10 tackles against Northern Iowa, his fourth career game with double-digit tackles
- Added 1.5 TFLs against the Panthers
- Totaled five tackles against Illinois
- Made two tackles at Purdue
- Led Nebraska with eight tackles against Rutgers, including 1.5 TFLs
- Also broke up a pass against the Scarlet Knights
- Recorded a team-high eight tackles at Indiana, posting the 200th tackle of his career
- Became the 10th defensive back in program history to reach the 200-tackle milestone
- Totaled four tackles at Ohio State
- Led Nebraska with nine tackles against UCLA
- Recorded six tackles at USC
- Tied for the team lead with six tackles against Wisconsin
- Had four solo tackles at Iowa, including a 2-yard TFL

GAME-BY-GAME

OPPONENT	UT-AT-TT	TFL-YD	PBU	INT
UTEP	0-1-1	0.0-0	0	0
Colorado	2-4-6	0.0-0	0	0
Northern Iowa	4-6-10	1.5-2	0	0
Illinois	2-3-5	0.0-0	0	0
@ Purdue	0-2-2	0.0-0	0	0
Rutgers	4-4-8	1.5-4	1	0
@ Indiana	5-3-8	0.0-0	0	0
@ Ohio St.	1-3-4	0.0-0	0	0
UCLA	5-4-9	0.0-0	0	0
@ USC	3-3-6	0.0-0	0	0
Wisconsin	1-5-6	0.0-0	0	0
@ Iowa	4-0-4	1.0-2	0	0

CAREER TACKLE STATS

YEAR	G/S	UT	AT	TT	TFL-YD	SCK-YD
2020	8/0	2	2	4	0.0-0	0.0-0
2021	12/0	4	3	7	0.0-0	0.0-0
2022	12/10	43	27	70	5.0-18	1.0-7
2023	12/12	44	42	86	6.5-17	0.5-1
2024	12/12	31	38	69	4.0-8	0.0-0
TOTAL	56/34	124	112	236	15.5-43	1.5-8

CAREER MISCELLANEOUS STATS

YEAR	FF	FR	PBU	INT	QBH	BLK
2020	0	0	0	0	0	0
2021	0	0	1	0	0	0
2022	0	0	3	0	2	0
2023	0	0	8	1	0	0
2024	0	0	1	0	1	0
TOTAL	0	0	13	1	3	0

CAREER HIGHS

Tackles	11 twice
TFLs	2.0 twice
Sacks	1.0 vs. Illinois (2022)
Breakups	3 at Illinois (2023)
Interceptions	1 vs. La. Tech (2023)

NU CAREER RECORD WATCH

TACKLES BY A DEFENSIVE BACK

RK.	PLAYER	YEARS	TOTAL
1.	Mike Brown	1996-99	287
2.	Nathan Gerry	2013-16	273
3.	Isaac Gifford	2020-pres.	236

CAREER GAMES PLAYED

RK.	PLAYER, POS.	GAMES
1.	Bryce Benhart, OL	59
	Ty Robinson, DL	59
3.	Isaac Gifford, DB	56
	Cam Meredith, DL	56



MASON GOLDMAN #58

6-5 | 260 | R-FR. | DL
GRETNA, NEB.

CAREER NOTES

- Began his career as an offensive lineman while redshirting in 2023 before making the switch to the defensive line

SEASON HIGHLIGHTS

- Has played in seven games and totaled five tackles with 1.0 tackle for loss and 1.0 sack
- Made a splash in his Husker debut against UTEP, posting two solo tackles including a 1-yard sack
- Had two more tackles against Northern Iowa
- Recorded one tackle at Ohio State

GAME-BY-GAME

OPPONENT	UT-AT-TT	TFL-YD	SACK-YD
UTEP	2-0-2	1.0-4	1.0-4
Colorado	-Did Not Play-		
Northern Iowa	1-1-2	0.0-0	0.0-0
Illinois	-Did Not Play-		
@ Purdue	-Did Not Play-		
Rutgers	-Did Not Play-		
@ Indiana	0-0-0	0.0-0	0.0-0
@ Ohio St.	1-0-1	0.0-0	0.0-0
UCLA	0-0-0	0.0-0	0.0-0
@ USC	-Did Not Play-		
Wisconsin	0-0-0	0.0-0	0.0-0
@ Iowa	-Did Not Play-		

CAREER TACKLE STATS

YEAR	G/S	UT	AT	TT	TFL-YD	SCK-YD
2023	Redshirt					
2024	7/0	4	1	5	1.0-4	1.0-4
TOTAL	7/0	4	1	5	1.0-4	1.0-4

CAREER MISCELLANEOUS STATS

YEAR	FF	FR	PBU	INT	QBH	BLK
2023	Redshirt					
2024	0	0	0	0	0	0
TOTAL	0	0	0	0	0	0

CAREER HIGHS

Tackles	2 twice
TFLs	1.0 vs. UTEP (2024)
Sacks	1.0 vs. UTEP (2024)
Breakups	none



GUNNAR GOTTULA #77

6-6 | 305 | R-FR. | OL
LINCOLN, NEB.

CAREER HONORS

- Academic All-Big Ten (2024)
- 2-Time Nebraska Scholar-Athlete Honor Roll

PERSONAL NOTES

- His father, Ryan, is the head coach of Lincoln Southeast High School

SEASON HIGHLIGHTS

- Has played in 10 games with the first eight starts of his career, all at left tackle
- Made the first start of his career with a start at left tackle at Purdue
- Has started the past eight games at left tackle

CAREER STATS

- Games: 14 (4 in 2023; 10 in 2024)
- Starts: 8 (8 in 2024)



HEINRICH HAABERGER #10

6-5 | 225 | JR. | QB/TE
KEARNEY, NEB.

CAREER HONORS

- 3-Time Academic All-Big Ten
- 4-Time Nebraska Scholar-Athlete Honor Roll

PERSONAL NOTES

- His father, Rod, was a walk-on fullback at Nebraska in the early 1990s
- Earned his degree in finance

SEASON HIGHLIGHTS

- Has played in 10 games, seeing action at quarterback, running back and as a receiver
- Has been Nebraska's No. 2 quarterback all season but began working at tight end following the regular season
- Has completed 10-of-18 passes for 101 yards while rushing 25 times for 102 yards and one touchdown and catching one pass for eight yards
- Saw action as the No. 2 quarterback against UTEP, completing all five of his passes for 35 yards while rushing for eight yards
- Completed 3-of-3 passes for 34 yards against Northern Iowa while also rushing three times for seven yards and catching an eight-yard pass
- Had two carries for 18 yards at quarterback on Nebraska's final drive at Purdue
- Was Nebraska's leading rusher at Indiana with 32 yards on five carries
- Replaced an injured Dylan Raiola in the 4th quarter against UCLA and completed 2-of-7 passes for 32 yards while rushing four times for eight yards
- Had two carries from the quarterback spot for 15 yards at USC
- Carried six times for 18 yards against Wisconsin with a 5-yard touchdown run to open the scoring

GAME-BY-GAME

OPPONENT	COMP-ATT	YDS	TD	INT
UTEP	5-5	35	0	0
Colorado	-Did Not Play-			
Northern Iowa	3-3	34	0	0
Illinois	0-0	0	0	0
@ Purdue	0-0	0	0	0
Rutgers	0-0	0	0	0
@ Indiana	0-2	0	0	0
@ Ohio St.	0-0	0	0	0
UCLA	2-7	32	0	1
@ USC	0-0	0	0	0
Wisconsin	0-0	0	0	0
@ Iowa	0-1	0	0	0

CAREER PASSING STATS

YEAR	G/S	CMP-ATT	PCT	YDS	TD	INT
2021	Redshirt					
2022	Did Not Play					
2023	10/8	77-157	49.0	967	7	7
2024	11/0	10-18	55.5	101	0	1
TOTAL	21/8	87-175	49.7	1,068	7	8

RECEIVING: 3 rec., 20 yds, 0 TDs

TOTAL OFFENSE: 320 att., 1,647 yds, 12 TDs

CAREER RUSHING STATS

YEAR	G/S	ATT.	NET	Y/A	Y/G	TD
2021	Redshirt					
2022	Did Not Play					
2023	10/8	120	477	4.0	47.7	5
2024	11/0	25	102	4.1	9.3	1
TOTAL	21/8	145	579	4.0	27.6	6

CAREER PASSING HIGHS

Attempts	28 at Michigan St. (2023)
Completions	14 twice
Yards	199 vs. Michigan (2023)
Touchdowns	2 twice
Long Pass	73 [TD] vs. Purdue (2023)

CAREER RUSHING HIGHS

Attempts	21 vs. Northern Illinois (2023)
Yards	157 vs. Louisiana Tech (2023)
Touchdowns	1 six times
Long Rush	72 [TD] vs. La. Tech (2023)



MALCOLM HARTZOG JR. #7

5-9 | 180 | JR. | DB
SILVER CREEK, MISS.

CAREER HONORS

- Honorable-Mention All-Big Ten (2024)
- B1G Freshman of the Week (10/3/22)
- 2-Time Academic All-Big Ten
- 2-Time Nebraska Scholar-Athlete Honor Roll

PERSONAL NOTES

- Was the first Mississippi native to sign with Nebraska out of high school since 2004

CAREER NOTES

- Switched from cornerback to safety this season

2024 FBS TOP-25 RANKING

- Interceptions: 15th (4)

SEASON HIGHLIGHTS

- One of 10 Huskers to earn a single-digit number as one of the team's "toughest" players
- Earned honorable-mention All-Big Ten recognition
- Has started all 10 games he's played with seven starts at safety and three starts at cornerback
- Has totaled career highs of 43 tackles, 2.0 tackles for loss, four interceptions and four pass breakups
- Leads the team with four interceptions, the most by a Husker since 2015
- Ranks 3rd on the team in pass breakups
- Tied for the team lead with five tackles vs. UTEP and had an interception
- Had three tackles and a breakup vs. Colorado
- Had two tackles and an interception against UNI
- Totaled four tackles against Illinois
- Recorded four tackles and one pass breakup at Purdue
- Finished with four tackles against Rutgers, including teaming with Ceyair Wright on a tackle for no gain on a fake field goal attempt
- Had three tackles at Indiana with one pass breakup and one interception, which he returned 26 yards
- Started at cornerback at Ohio State and had two solo tackles with one interception, which he returned 34 yards inside the OSU 10-yard line
- Missed the UCLA game with an injury
- Returned to start at corner at USC and tied his career high in tackles (6) and had one breakup
- Started at cornerback against Wisconsin and had five tackles, one shy of his career high
- Recorded the 100th tackle of his career against the Badgers
- Totaled five tackles at Iowa with a career-high 2.0 TFLs

GAME-BY-GAME

OPPONENT	UT-AT-TT	TFL-YD	PBU	INT
UTEP	5-0-5	0.0-0	0	1
Colorado	2-1-3	0.0-0	1	0
Northern Iowa	0-2-2	0.0-0	0	1
Illinois	2-2-4	0.0-0	0	0
@ Purdue	4-0-4	0.0-0	1	0
Rutgers	3-1-4	0.0-0	0	0
@ Indiana	2-1-3	0.0-0	1	1
@ Ohio St.	2-0-2	0.0-0	0	1
UCLA	-Did Not Play-			
@ USC	5-1-6	0.0-0	1	0
Wisconsin	3-2-5	0.0-0	0	0
@ Iowa	4-1-5	2.0-4	0	0

CAREER TACKLE STATS

YEAR	G/S	UT	AT	TT	TFL-YD	SCK-YD
2022	12/8	12	10	22	1.0-2	0.0-0
2023	12/10	26	14	40	1.5-3	0.0-0
2024	11/11	32	11	43	2.0-4	0.0-0
TOTAL	35/29	70	35	105	4.5-9	0.0-0

CAREER MISCELLANEOUS STATS

YEAR	FF	FR	PBU	INT	QBH	BLK
2022	0	0	2	3	0	0
2023	0	0	6	0	0	0
2024	0	0	4	4	0	0
TOTAL	0	0	12	7	0	0

CAREER HIGHS

Tackles	6 twice
TFLs	2.0 at Iowa (2024)
Sacks	none
Breakups	1 12 times
Interceptions	1 seven times
Punt Return TD	1 vs. Indiana [blocked] (2022)



BLYE HILL #23

6-4 | 190 | SO. I. DB
BALTIMORE, MD.

CAREER HONORS

- Nebraska Scholar-Athlete Honor Roll (Spring 2024)

CAREER NOTES

- Spent one year at FCS Saint Francis in 2023
- Played in nine games with six starts at Saint Francis, recording 21 tackles with 1.0 TFL, six pass breakups and two interceptions

SEASON HIGHLIGHTS

- Suffered an injury during the spring that kept him out for the first three months of the season and forced him to use his redshirt season
- Has returned from the injury to play in two games
- Made his Husker debut against UCLA
- Recorded his first tackle as a Husker against Wisconsin

GAME-BY-GAME

OPPONENT	UT-AT-TT	TFL-YD	PBU	INT
UTEP	-Did Not Play-			
Colorado	-Did Not Play-			
Northern Iowa	-Did Not Play-			
Illinois	-Did Not Play-			
@ Purdue	-Did Not Play-			
Rutgers	-Did Not Play-			
@ Indiana	-Did Not Play-			
@ Ohio St.	-Did Not Play-			
UCLA	0-0-0	0.0-0	0	0
@ USC	-Did Not Play-			
Wisconsin	1-0-1	0.0-0	0	0
@ Iowa	-Did Not Play-			

CAREER TACKLE STATS

YEAR	G/S	UT	AT	TT	TFL-YD	SCK-YD
2023*	9/6	17	4	21	1.0-1	0.0-0
2024^	2/0	1	0	1	0.0-0	0.0-0
TOTAL	11/6	18	4	22	1.0-1	0.0-0

*at FCS Saint Francis; ^redshirt

CAREER MISCELLANEOUS STATS

YEAR	FF	FR	PBU	INT	QBH	BLK
2023*	0	0	6	2	0	0
2024^	0	0	0	0	0	0
TOTAL	0	0	13	4	0	0

*at FCS Saint Francis; ^redshirt

CAREER HIGHS

Tackles	4 three times*
TFLs	1.0 vs. Merrimack (2023)*
Sacks	none
Breakups	4 at Duquesne (2023)*
Interceptions	1 twice*

*at FCS Saint Francis



JOHN HOHL

#90

**6-0 | 180 | R-FR. | PK
LINCOLN, NEB.**

CAREER HONORS

- Nebraska Scholar-Athlete Honor Roll (Spring 2024)

NEBRASKA RECORD

- Longest Road FG: 54 yards at Ohio St. (2024)

CAREER NOTES

- Transferred to Nebraska after spending one season and redshirting at Iowa Western in 2023
- His brother, Jacob, was a punter at Nebraska in 2022 and 2023

SEASON HIGHLIGHTS

- Has played in every game with nine starts
- Is 10-of-15 on the year with five touchbacks on 17 kickoffs
- Had two touchbacks on seven kickoffs vs. UTEP
- Kicked off three times against Northern Iowa with one touchback
- Also attempted and made the first extra point of his Husker career against UNI
- Started at place-kicker against Illinois and made his first career field goal
- Made his lone extra-point try at Indiana
- Went 3-for-3 on field goals at Ohio State with the three longest field goals of his career
- Made a 54-yarder to tie for the longest field goal on the road in program history
- Made 29- and 30-yard field goals at USC
- Scored a career-high 14 points against Wisconsin, tying his career high with three FGs
- Made 1-of-2 field goals at Iowa, and his make was his ninth consecutive made field goal

GAME-BY-GAME

OPPONENT	XP-ATT	FG-ATT	LG	BK	PTS
UTEP	0-0	0-0	-	-	0
Colorado	0-0	0-0	-	-	0
Northern Iowa	1-1	0-0	-	-	1
Illinois	3-3	1-2	21	0	6
@ Purdue	4-4	0-3	-	2	4
Rutgers	2-2	0-0	-	-	2
@ Indiana	1-1	0-0	-	-	1
@ Ohio St.	0-0	3-3	54	0	9
UCLA	2-3	0-0	-	-	2
@ USC	2-2	2-2	30	-	8
Wisconsin	5-5	3-3	56	-	14
@ Iowa	1-1	1-2	31	-	4

CAREER STATS

YEAR	G/S	PAT	FG	PCT.	PTS	LG
2024	12/9	21-22	10-15	66.7	51	54

KICKOFFS: 17 att., 5 touchbacks

CAREER HIGHS

Field Goal Attempts	3 three times
Field Goals Made	3 twice
Long Field Goal	54 at Ohio St. (2024)
Points	14 vs. Wisconsin (2024)
PATs	5 vs. Wisconsin (2024)



NASH HUTMACHER

#0

**6-4 | 310 | SR. | DL
OACOMA, S.D.**

CAREER HONORS

- Honorable-Mention All-Big Ten (2023, 2024)
- 3-Time Academic All-Big Ten
- 9-Time Nebraska Scholar-Athlete Honor Roll

2024 WATCH LISTS

- Bednarik Award
- Senior Bowl

PERSONAL NOTES

- Earned his degree in management

CAREER NOTES

- Wrestled for Nebraska in 2023-24, finishing sixth at the Big Ten Championships and qualifying for the NCAA Championships as a heavyweight
- Was a four-time state champion wrestler with a 166-0 record at Chamberlain High School
- Won each of his final 73 matches by pin, the second-longest pin streak in the history of high school wrestling

SEASON HIGHLIGHTS

- One of 10 Huskers to earn a single-digit number as one of the team's "toughest" players
- Earned honorable-mention All-Big Ten honors for the second straight season
- Has started every game and recorded 24 tackles, 4.0 TFLs and 2.0 sacks
- Had three tackles against UTEP, including a 1-yard tackle for loss
- Recorded three solo tackles against Colorado with an 11-yard sack
- Had four tackles against Illinois
- Recorded three tackles at Purdue
- Totaled three tackles against Rutgers, including a 4-yard sack
- Had one solo tackle at Ohio State
- Made one tackle against UCLA
- Finished with two solo tackles at USC, including a 3-yard tackle for loss
- Recorded two tackles against Wisconsin and had the first forced fumble of his career that led to a takeaway and a Husker field goal
- Totaled two tackles at Iowa

GAME-BY-GAME

OPPONENT	UT-AT-TT	TFL-YD	SACK-YD
UTEP	1-2-3	1.0-1	0.0-0
Colorado	3-0-3	1.0-11	1.0-11
Northern Iowa	0-0-0	0.0-0	0.0-0
Illinois	2-2-4	0.0-0	0.0-0
@ Purdue	2-1-3	0.0-0	0.0-0
Rutgers	2-1-3	1.0-4	1.0-4
@ Indiana	0-0-0	0.0-0	0.0-0
@ Ohio St.	1-0-1	0.0-0	0.0-0
UCLA	0-1-1	0.0-0	0.0-0
@ USC	2-0-2	1.0-3	0.0-0
Wisconsin	1-1-2	0.0-0	0.0-0
@ Iowa	1-1-2	0.0-0	0.0-0

CAREER TACKLE STATS

YEAR	G/S	UT	AT	TT	TFL-YD	SCK-YD
2020*	1/0	0	0	0	0.0-0	0.0-0
2021	11/0	0	0	0	0.0-0	0.0-0
2022	12/2	5	10	15	0.5-1	0.0-0
2023	12/12	14	26	40	8.0-37	4.5-30
2024	12/12	15	9	24	4.0-19	2.0-15
TOTAL	48/26	34	45	79	12.5-57	6.5-45

*redshirt season

CAREER MISCELLANEOUS STATS

YEAR	FF	FR	PBU	INT	QBH	BLK
2020*	0	0	0	0	0	0
2021	0	0	0	0	0	0
2022	0	0	0	0	0	0
2023	0	0	2	0	4	1
2024	1	0	0	0	1	0
TOTAL	1	0	2	0	5	1

*redshirt season

CAREER HIGHS

Tackles	7 vs. Northwestern (2023)
TFLs	2.5 twice
Sacks	2.5 vs. Northwestern (2023)
Breakups	1 twice
Blocked Field Goals	1 vs. Iowa (2023)



**KWINTEN
IVES** #21

6-3 | 210 | R-FR. | RB
BEVERLY, N.J.

CAREER HONORS

- Academic All-Big Ten (2024)

SEASON HIGHLIGHTS

- Has played in eight games, seeing action at running back and as a kickoff returner
- Has five carries for five yards and three kickoff returns for 58 yards
- Had three carries for four yards against UTEP
- Had two carries for one yard at Indiana and had a career-long 40-yard kickoff return
- Had an 18-yard kickoff return against UCLA

ALL-PURPOSE YARDS GAME-BY-GAME

OPPONENT	RUSH	REC	PR	KOR
UTEP	4	0	0	0
Colorado	-Did Not Play-			0
Northern Iowa	-Did Not Play-			0
Illinois	-Did Not Play-			0
@ Purdue	-Did Not Play-			0
Rutgers	0	0	0	0
@ Indiana	1	0	0	40
@ Ohio St.	0	0	0	0
UCLA	0	0	0	18
@ USC	0	0	0	0
Wisconsin	0	0	0	0
@ Iowa	0	0	0	0

CAREER RUSHING STATS

YEAR	G/S	ATT.	NET	Y/A	Y/G	TD
2023*	4/0	0	0	0.0	0.0	0
2024	8/0	5	5	1.0	0.5	0
TOTAL	12/0	5	5	1.0	0.4	0

*redshirt season

KICKOFF RETURNS: 4 ret., 81 yds, 0 TDs

CAREER HIGHS

Rushing Attempts	3 vs. UTEP (2024)
Rushing Yards	4 vs. UTEP (2024)
Rushing TDs	none
Long Rush	5 vs. UTEP (2024)
Kickoff Returns	1 four times
Kickoff Return Yards	40 at Indiana (2024)
Kickoff Return TDs	none
Long Kickoff Return	40 at Indiana (2024)



**ELIJAH
JEUDY** #16

6-3 | 285 | JR. | DL
PHILADELPHIA, PA.

CAREER HONORS

- 2-Time Nebraska Scholar-Athlete Honor Roll

CAREER NOTES

- Spent two seasons at Texas A&M (2021-22), playing in three games and recording one tackle

SEASON HIGHLIGHTS

- Has played in every game with one start, recording career-high totals of 11 tackles and 2.0 tackles for loss
- Had a half TFL against UTEP
- Recorded a solo tackle against Northern Iowa
- Had one tackle at Purdue
- Tied his career high with two tackles and 1.0 tackle for loss against Rutgers
- Made one solo tackle against both Ohio State and UCLA
- Totaled a career-high three tackles vs. Wisconsin
- Started the first game of his career at Iowa and had two tackles with a half TFL

GAME-BY-GAME

OPPONENT	UT-AT-TT	TFL-YD	SACK-YD
UTEP	0-1-1	0.5-2	0.0-0
Colorado	0-0-0	0.0-0	0.0-0
Northern Iowa	1-0-1	0.0-0	0.0-0
Illinois	0-0-0	0.0-0	0.0-0
@ Purdue	1-0-1	0.0-0	0.0-0
Rutgers	1-1-2	1.0-1	0.0-0
@ Indiana	0-0-0	0.0-0	0.0-0
@ Ohio St.	1-0-1	0.0-0	0.0-0
UCLA	1-0-1	0.0-0	0.0-0
@ USC	0-0-0	0.0-0	0.0-0
Wisconsin	2-1-3	0.0-0	0.0-0
@ Iowa	1-1-2	0.5-1	0.0-0

CAREER TACKLE STATS

YEAR	G/S	UT	AT	TT	TFL-YD	SCK-YD
2021^*	1/0	0	1	1	0.0-0	0.0-0
2022^	2/0	0	0	0	0.0-0	0.0-0
2023	11/0	4	4	8	1.0-3	0.0-0
2024	12/1	7	4	11	2.0-4	0.0-0
TOTAL	26/1	11	9	20	3.0-7	0.0-0

^at Texas A&M; *redshirt season

CAREER MISCELLANEOUS STATS

YEAR	FF	FR	PBU	INT	QBH	BLK
2021^*	0	0	0	0	0	0
2022^	0	0	0	0	0	0
2023	0	0	0	0	0	1
2024	0	0	0	0	1	0
TOTAL	0	0	0	0	1	1

^at Texas A&M; *redshirt season

CAREER HIGHS

Tackles	3 vs. Wisconsin (2024)
TFLs	1.0 twice
Sacks	none
Breakups	none
Blocked Field Goal	1 vs. Purdue (2023)



EMMETT JOHNSON #21

**5-11 | 200 | SO. | RB
MINNEAPOLIS, MINN.**

CAREER HONORS

- 2-Time Academic All-Big Ten
- 3-Time Nebraska Scholar-Athlete Honor Roll

CAREER SUPERLATIVES

- 100-yard rushing games: 1

SEASON HIGHLIGHTS

- Has played in every game with four starts
- Ranks 2nd on the team with 102 carries and 523 rushing yards and is also 2nd with 809 all-purpose yards
- Leads Nebraska's runningbacks with an average of 5.1 yards per carry
- Has also caught 35 passes for 262 yards and one touchdown, all of which are career highs
- His 35 receptions rank 3rd on the team and are the most by a Husker running back since Marlon Lucky in 2007
- 1 of 2 Huskers with both a rushing and receiving touchdown
- Had eight carries for 71 yards against UTEP, including a career-long 42-yard carry
- Also had a five-yard catch against the Miners
- Had one carry for three yards against Colorado
- Totaled 93 yards from scrimmage vs. UNI
- Had four carries for 50 yards, including a 36-yard touchdown run
- Added three catches for 43 yards
- Had eight carries for 50 yards at Purdue
- Also added three catches for 48 yards, setting career highs in both categories with a career-long 27-yard reception
- Started against Rutgers and had 14 carries for 33 yards with a seven-yard reception
- Rushed eight times for 24 yards at Indiana
- Also caught three passes for six yards and had two kickoff returns for 24 yards
- Rushed eight times for 30 yards at Ohio State and had a career-high four receptions
- Gained 23 yards on seven carries against UCLA with a seven-yard reception
- Started and led Nebraska with 10 carries and 55 yards at USC
- Also led NU with a career-high seven receptions against the Trojans, finishing with 36 receiving yards, including a 29-yard touchdown for his first career receiving touchdown
- Started against Wisconsin and had 16 carries for a career-high 113 yards, his first career 100-yard rushing game and the first 100-yard rushing game by a Nebraska running back in 19 games
- Also caught six passes for a career-high 85 receiving yards against the Badgers
- Led Nebraska with 71 rushing yards on a career-high 18 carries at Iowa and led NU with six catches while totaling 25 receiving yards

RUSHING GAME-BY-GAME

OPPONENT	ATT.	YDS	TD	LONG
UTEP	8	71	0	42
Colorado	1	3	0	3
Northern Iowa	4	50	1	36
Illinois	0	0	0	-
@ Purdue	8	50	0	16
Rutgers	14	33	0	9
@ Indiana	8	24	0	11
@ Ohio St.	8	30	0	14
UCLA	7	23	0	6
@ USC	10	55	0	13
Wisconsin	16	113	0	19
@ Iowa	18	71	0	19

RECEIVING GAME-BY-GAME

OPPONENT	REC.	YDS	TD	LONG
UTEP	1	5	0	5
Colorado	0	0	0	-
Northern Iowa	3	43	0	24
Illinois	0	0	0	-
@ Purdue	3	48	0	27
Rutgers	1	7	0	7
@ Indiana	3	6	0	3
@ Ohio St.	4	0	0	6
UCLA	1	7	0	7
@ USC	7	36	1	29
Wisconsin	6	85	0	27
@ Iowa	6	25	0	9

CAREER RUSHING STATS

YEAR	G/S	ATT.	NET	Y/A	Y/G	TD
2022*	4/0	0	0	0.0	0.0	0
2023	12/6	90	411	4.6	34.3	2
2024	12/4	102	523	5.1	43.6	1
TOTAL	28/10	192	934	4.9	33.4	3

*redshirt season

KICKOFF RETURNS: 3 ret., 39 yds, 0 TDs

CAREER RECEIVING STATS

YEAR	G/S	ATT.	NET	Y/A	Y/G	TD
2022*	4/0	0	0	0.0	0.0	0
2023	12/6	7	46	6.6	3.8	0
2024	12/4	35	262	7.5	21.8	1
TOTAL	28/10	42	308	7.3	11.0	1

*redshirt season

CAREER HIGHS

Rushing Attempts	18 at Iowa (2024)
Rushing Yards	113 vs. Wisconsin (2024)
Rushing TDs	1 three times
Long Rush	42 vs. UTEP (2024)
Receptions	7 at USC (2024)
Receiving Yards	85 vs. Wisconsin (2024)
Receiving TDs	1 at USC (2024)
Long Reception	29 [TD] at USC (2024)



RAHMIR JOHNSON #14

**5-10 | 200 | SR. | RB
HARLEM (NYC), N.Y.**

CAREER HONORS

- 4-Time Nebraska Scholar-Athlete Honor Roll

PERSONAL NOTES

- Earned his degree in advertising and public relations

CAREER SUPERLATIVES

- Games with Multiple Rushing Touchdowns: 2
- 100-Yard Receiving Games: 1

SEASON HIGHLIGHTS

- Has played in nine games with two starts, missing three games due to injury
- Ranks 3rd on the team with 45 carries and 201 rushing yards
- Has also caught 20 passes for 170 yards and one touchdown, setting a career high in receptions
- Had 11 carries for 50 yards against UTEP
- Rushed nine times for 33 yards against Colorado and led Nebraska with eight catches and 49 receiving yards
- Totaled 82 yards from scrimmage against the Buffs and had an 18-yard touchdown reception
- Had four yards rushing and two catches for 28 yards against Northern Iowa
- Rushed four times for 17 yards against Illinois with two catches for 14 yards
- Had five carries for nine yards and a 15-yard reception at Purdue
- Rushed five times for 34 yards against Rutgers and had three catches for 40 yards
- Had two carries for six yards and three receptions for 19 yards at Indiana
- Missed the Ohio State game due to injury
- Returned against UCLA and rushed three times for 27 yards
- Missed the USC and Wisconsin games due to injury
- Returned with four carries for 21 yards at Iowa and a five-yard reception

JOHNSON RUSHING GAME-BY-GAME

OPPONENT	ATT.	YDS	TD	LONG
UTEP	11	50	0	13
Colorado	9	33	0	11
Northern Iowa	2	4	0	2
Illinois	4	17	0	9
@ Purdue	5	9	0	6
Rutgers	5	34	0	18
@ Indiana	2	6	0	5
@ Ohio St.	-Did Not Play-			
UCLA	3	27	0	12
@ USC	-Did Not Play-			
Wisconsin	-Did Not Play-			
@ Iowa	4	21	0	9

JOHNSON RECEIVING GAME-BY-GAME

OPPONENT	REC.	YDS	TD	LONG
UTEP	0	0	0	-
Colorado	8	49	1	18
Northern Iowa	2	28	0	17
Illinois	2	14	0	11
@ Purdue	1	15	0	15
Rutgers	3	40	0	36
@ Indiana	3	19	0	9
@ Ohio St.	-Did Not Play-			
UCLA	0	0	0	-
@ USC	-Did Not Play-			
Wisconsin	-Did Not Play-			
@ Iowa	1	5	0	5

CAREER RUSHING STATS

YEAR	G/S	ATT.	NET	Y/A	Y/G	TD
2019*	4/0	21	64	3.0	16.3	1
2020	6/0	8	30	3.8	5.0	1
2021	10/7	112	495	4.4	49.5	4
2022	10/0	19	85	4.5	8.5	0
2023	3/1	12	65	5.4	21.7	0
2024	9/2	45	201	4.5	22.3	0
TOTAL	42/10	217	940	4.3	22.3	6

*redshirt season

KICKOFF RETURNS: 9 ret., 194 yds, 0 TD

CAREER RECEIVING STATS

YEAR	G/S	REC.	YDS	Y/R	Y/G	TD
2019*	4/0	1	12	12.0	3.0	0
2020	6/0	6	33	5.5	5.5	0
2021	10/7	16	197	12.3	19.7	2
2022	10/0	1	7	7.0	0.8	0
2023	3/1	3	9	3.0	3.0	0
2024	9/2	20	170	8.5	18.9	1
TOTAL	42/10	47	428	9.1	10.2	3

*redshirt season

CAREER HIGHS

Rushing Attempts	19 at Michigan St. (2021)
Rushing Yards	83 at Minnesota (2021)
Rushing TDs	2 twice
Long Rush	44 at Colorado (2023)
Receptions	8 vs. Colorado (2024)
Receiving Yards	105 vs. Michigan (2021)
Receiving Touchdowns	1 three times
Long Reception	43 vs. Michigan (2021)
Kickoff Returns	3 at Ohio St. (2020)
Kickoff Return Yards	63 at Minnesota (2023)
Long Kickoff Return	63 at Minnesota (2023)



**CAMERON
LENHARDT #11**

**6-3 | 260 | SO. | DL
STATEN ISLAND, N.Y.**

CAREER HONORS

- Honorable-Mention Freshman All-American (2023)
- Academic All-Big Ten (2024)
- Nebraska Scholar-Athlete Honor Roll (Fall 2023)

CAREER NOTES

- First true freshman defensive lineman to start a Nebraska season opener in the modern era
- Just the 2nd true freshman defensive lineman to start a game for Nebraska in the modern era (Maliek Collins started the 2014 Gator Bowl at the end of his true freshman season)
- Started 4 games as a true freshman, more than all other true freshman defensive linemen at Nebraska combined in the modern era
- 1 of 9 true freshmen to start a season opener for Nebraska in the modern era (not counting punters and kickers)

SEASON HIGHLIGHTS

- Has played in every game with one start, recording 13 tackles, 2.0 TFLs and 0.5 sacks
- Had a half tackle for loss against UTEP
- Tied his career high with four tackles against Colorado and added 1.5 tackles for loss and a half sack
- Started and made three tackles against UNI
- Had one solo tackle against Illinois
- Made two tackles at Purdue
- Had a quarterback hurry vs. Rutgers
- Recorded one solo tackle at Ohio State
- Had one solo tackle at USC

GAME-BY-GAME

OPPONENT	UT-AT-TT	TFL-YD	SACK-YD
UTEP	0-1-1	0.5-1	0.0-0
Colorado	2-2-4	1.5-1	0.5-0
Northern Iowa	0-3-3	0.0-0	0.0-0
Illinois	1-0-1	0.0-0	0.0-0
@ Purdue	1-1-2	0.0-0	0.0-0
Rutgers	0-0-0	0.0-0	0.0-0
@ Indiana	0-0-0	0.0-0	0.0-0
@ Ohio St.	1-0-1	0.0-0	0.0-0
UCLA	0-0-0	0.0-0	0.0-0
@ USC	1-0-1	0.0-0	0.0-0
Wisconsin	0-0-0	0.0-0	0.0-0
@ Iowa	0-0-0	0.0-0	0.0-0

CAREER TACKLE STATS

YEAR	G/S	UT	AT	TT	TFL-YD	SCK-YD
2023	10/4	9	7	16	5.0-22	3.0-17
2024	12/1	6	7	13	2.0-5	0.5-0
TOTAL	22/5	15	14	29	7.0-27	3.5-17

CAREER MISCELLANEOUS STATS

YEAR	FF	FR	PBU	INT	QBH	BLK
2023	0	0	0	0	1	0
2024	0	0	0	0	2	0
TOTAL	0	0	0	0	3	0

CAREER HIGHS

Tackles	4 twice
TFLs	2.0 at Colorado (2023)
Sacks	2.0 at Colorado (2023)
Breakups	none



**LUKE
LINDENMEYER #44**

**6-3 | 250 | SO. | TE
LA VISTA, NEB.**

CAREER HONORS

- 2-Time Academic All-Big Ten
- 3-Time Nebraska Scholar-Athlete Honor Roll

SEASON HIGHLIGHTS

- Has played in every game with one start
- Has set career highs with three receptions and 28 receiving yards while adding strong perimeter blocking
- Caught the first pass of his career against UTEP with a 12-yard reception
- Had an eight-yard catch at USC
- Made another eight-yard reception in the win over Wisconsin
- Started his first game of the season and sixth of his career at Iowa

GAME-BY-GAME

OPPONENT	REC.	YDS	TD	LONG
UTEP	1	12	0	12
Colorado	0	0	0	-
Northern Iowa	0	0	0	-
Illinois	0	0	0	-
@ Purdue	0	0	0	-
Rutgers	0	0	0	-
@ Indiana	0	0	0	-
@ Ohio St.	0	0	0	-
UCLA	0	0	0	-
@ USC	1	8	0	8
Wisconsin	1	8	0	8
@ Iowa	0	0	0	-

CAREER RECEIVING STATS

YEAR	G/S	REC.	YDS	Y/R	Y/G	TD
2022*	1/0	0	0	0.0	0.0	0
2023	13/5	0	0	0.0	0.0	0
2024	12/1	3	28	9.3	2.3	0
TOTAL	26/6	3	28	9.3	1.1	0

RUSHING: 1 att., -2 yds, 0 TDs

*redshirt season

CAREER HIGHS

Receptions	1 three times
Receiving Yards	12 vs. UTEP (2024)
Receiving Touchdowns	none
Long Reception	12 vs. UTEP (2024)



JAYLEN LLOYD

#19

5-10 | 180 | SO. | WR
OMAHA, NEB.

PERSONAL NOTES

- His mother, Dalhia (Ingram) Lloyd, was a nine-time All-American and seven-time Big 12 Conference champion in the long jump and triple jump

CAREER NOTES

- Averaged 39.5 yards per catch as a true freshman in 2024 with three touchdown catches of at least 58 yards
- Competed in track and field for Nebraska in 2024, finishing 5th at the Big Ten Indoor Championships in the long jump and 7th in the triple jump
- Finished 4th in the long jump at the 2024 Big Ten Outdoor Championships and 12th in the triple jump

SEASON HIGHLIGHTS

- Has played in every game with three starts
- Has a career-high 12 receptions for a career-high 248 yards
- Caught a 36-yard pass against Colorado
- Had a 59-yard reception against Northern Iowa
- Caught a 17-yard pass against Illinois
- Started and made a 25-yard catch at Purdue
- Had his first career multi-catch game with two catches for 44 yards against Rutgers, including a 30-yard catch for a first down on a fake punt
- Caught a career-high three passes for 36 yards at Indiana
- Had one catch at Ohio State
- Started and had one reception vs. UCLA
- Caught a 24-yard pass at USC
- Had an eight-yard reception at Iowa

GAME-BY-GAME

OPPONENT	REC.	YDS	TD	LONG
UTEP	0	0	0	-
Colorado	1	36	0	36
Northern Iowa	1	59	0	59
Illinois	1	17	0	17
@ Purdue	1	25	0	25
Rutgers	2	44	0	30
@ Indiana	3	36	0	17
@ Ohio St.	1	-1	0	-1
UCLA	1	0	0	0
@ USC	1	24	0	24
Wisconsin	0	0	0	-
@ Iowa	1	8	0	8

CAREER RECEIVING STATS

YEAR	G/S	REC.	YDS	Y/R	Y/G	TD
2023	10/1	6	237	39.5	23.7	3
2024	12/3	12	248	20.7	20.7	0
TOTAL	22/4	18	485	26.9	22.0	3

RUSHING: 7 att., 12 yds, 0 TDs

CAREER HIGHS

Receptions	3 at Indiana (2024)
Receiving Yards	73 vs. Purdue (2023)
Receiving Touchdowns	1 three times
Long Reception	73 [TD] vs. Purdue (2023)
Rushing Attempts	1 seven times
Rushing Yards	9 at Minnesota (2023)
Rushing Touchdowns	none
Long Rush	9 at Minnesota (2023)



HENRY LUTOVSKY

#59

6-6 | 320 | JR. | OL
CRAWFORDSVILLE, IOWA

CAREER HONORS

- 2-Time Academic All-Big Ten
- 5-Time Nebraska Scholar-Athlete Honor Roll

PERSONAL NOTES

- Earned his degree in criminology and criminal justice earlier this month

CAREER NOTES

- Played in two games in 2021, becoming the 17th true freshman offensive lineman to play in a game in Nebraska history

SEASON HIGHLIGHTS

- Has played in 11 games with a career-high 10 starts, all at right guard
- Started the past 10 games at right guard

CAREER STATS

- **Games:** 37
(2 in 2021; 12 in 2022; 12 in 2023; 11 in 2024)
- **Starts:** 14 (2 in 2022; 2 in 2023; 10 in 2024)



**WILLIS
McGAHEE IV #12**

6-1 | 235 | FR. | LB
MIAMI, FLA.

CAREER HONORS

- Nebraska Scholar-Athlete Honor Roll (Spring 2024)

SEASON HIGHLIGHTS

- Has played in 11 games as a true freshman, totaling nine tackles, 1.5 tackles for loss and 1.0 sack
- Leads Nebraska with two forced fumbles
- Recorded two solo tackles in the season opener against UTEP
- Had an eight-yard strip sack against Colorado resulting in a Husker takeaway
- Had a quarterback hurry against Northern Iowa
- Totaled two tackles at Purdue
- Had two tackles at Ohio State, including a forced fumble on a play where he hit the quarterback in the backfield but the ball rolled forward to the line of scrimmage, negating the sack
- Recorded one solo tackle against UCLA
- Had a half tackle for loss against Wisconsin

GAME-BY-GAME

OPPONENT	UT-AT-TT	TFL-YD	SACK-YD
UTEP	2-0-2	0.0-0	0.0-0
Colorado	1-0-1	1.0-8	1.0-8
Northern Iowa	0-0-0	0.0-0	0.0-0
Illinois	-Did Not Play-		
@ Purdue	0-2-2	0.0-0	0.0-0
Rutgers	0-0-0	0.0-0	0.0-0
@ Indiana	0-0-0	0.0-0	0.0-0
@ Ohio St.	1-1-2	0.0-0	0.0-0
UCLA	1-0-1	0.0-0	0.0-0
@ USC	0-0-0	0.0-0	0.0-0
Wisconsin	0-1-1	0.5-1	0.0-0
@ Iowa	0-0-0	0.0-0	0.0-0

CAREER TACKLE STATS

YEAR	G/S	UT	AT	TT	TFL-YD	SCK-YD
2024	11/0	5	4	9	1.5-9	1.0-8

CAREER MISCELLANEOUS STATS

YEAR	FF	FR	PBU	INT	QBH	BLK
2024	2	0	1	0	2	0

CAREER HIGHS

Tackles	2	twice
TFLs	1.0	vs. Colorado (2024)
Sacks	1.0	vs. Colorado (2024)
Breakups	1	vs. Wisconsin (2024)



**CARTER
NELSON #29**

6-5 | 230 | FR. | WR
AINSWORTH, NEB.

CAREER NOTES

- Was ranked as the No. 41 prospect in the country by On3
- In high school, was a state champion in the high jump and long jump

SEASON HIGHLIGHTS

- Has played in every game as a true freshman despite not joining the team until the summer
- Has caught 10 passes for 86 yards and one touchdown
- Caught three passes for 21 yards in his debut against UTEP
- Set career highs with four receptions, 48 receiving yards and one touchdown against Northern Iowa
- Opened the scoring with a career-long 24-yard touchdown grab on NU's opening drive against UNI
- Made a six-yard catch at Purdue
- Had two catches for 11 yards at Iowa

GAME-BY-GAME

OPPONENT	REC.	YDS	TD	LONG
UTEP	3	21	0	14
Colorado	0	0	0	-
Northern Iowa	4	48	1	24
Illinois	0	0	0	-
@ Purdue	1	6	0	6
Rutgers	0	0	0	-
@ Indiana	0	0	0	-
@ Ohio St.	0	0	0	-
UCLA	0	0	0	-
@ USC	0	0	0	-
Wisconsin	0	0	0	-
@ Iowa	2	11	0	6

CAREER RECEIVING STATS

YEAR	G/S	REC.	YDS	Y/R	Y/G	TD
2024	12/0	10	86	8.6	7.2	1

RUSHING: 2 att., -1 yds, 0 TDs

CAREER HIGHS

Receptions	4	vs. UNI (2024)
Receiving Yards	48	vs. UNI (2024)
Receiving Touchdowns	1	vs. UNI (2024)
Long Reception	24 [TD]	vs. UNI (2024)



**DYLAN
PARROTT #99**

6-5 | 315 | SO. | DL
ELDRIDGE, IOWA

CAREER HONORS

- Academic All-Big Ten (2023, 2024)
- 2-Time Nebraska Scholar-Athlete Honor Roll

SEASON HIGHLIGHTS

- Has played in every game and recorded the first two tackles of his career
- Had a solot ackle against Northern Iowa for his first career tackle
- Had one tackle at Indiana

GAME-BY-GAME

OPPONENT	UT-AT-TT	TFL-YD	SACK-YD
UTEP	0-0-0	0.0-0	0.0-0
Colorado	0-0-0	0.0-0	0.0-0
Northern Iowa	1-0-1	0.0-0	0.0-0
Illinois	0-0-0	0.0-0	0.0-0
@ Purdue	0-0-0	0.0-0	0.0-0
Rutgers	0-0-0	0.0-0	0.0-0
@ Indiana	0-1-1	0.0-0	0.0-0
@ Ohio St.	0-0-0	0.0-0	0.0-0
UCLA	0-0-0	0.0-0	0.0-0
@ USC	0-0-0	0.0-0	0.0-0
Wisconsin	0-0-0	0.0-0	0.0-0
@ Iowa	0-0-0	0.0-0	0.0-0

CAREER TACKLE STATS

YEAR	G/S	UT	AT	TT	TFL-YD	SCK-YD
2022	Redshirt					
2023	3/0	0	0	0	0.0-0	0.0-0
2024	12/0	1	1	2	0.0-0	0.0-0
TOTAL	15/0	1	1	2	0.0-0	0.0-0

CAREER MISCELLANEOUS STATS

YEAR	FF	FR	PBU	INT	QBH	BLK
2022	Redshirt					
2023	0	0	0	0	0	0
2024	0	0	0	0	0	0
TOTAL	0	0	0	0	0	0

CAREER HIGHS

Tackles	1	twice
TFLs	none	
Sacks	none	
Breakups	none	



DYLAN RAIOLA

#15

6-3 | 230 | FR. | QB
BUFORD, GA.

CAREER HONORS

- Big Ten Freshman of the Week (Sept. 2)
- Shaun Alexander Freshman of the Year Semifinalist (2024)

2024 WATCH LIST

- Polynesian Player of the Year
- Shaun Alexander Freshman of the Year

PERSONAL NOTES

- His father, Dominic, was an All-America center at Nebraska who went on to play in 219 games with 203 starts over 14 seasons for the Detroit Lions
- His godfather is NFL quarterback Matthew Stafford

CAREER NOTES

- 1 of 2 true freshmen quarterbacks (along with Adrian Martinez in 2018) to start a season opener for Nebraska since World War II

2024 FBS TOP-25 RANKING

- Completion Percentage: 20th (66.6)

SEASON HIGHLIGHTS

- Has started every game at quarterback
- Was one of three quarterbacks and 14 players named a semifinalist for the Shaun Alexander Freshman of the Year award
- Has completed 253-of-380 passes for 2,595 yards and 12 touchdowns
- Is completing 66.6 percent of his passes
- Ranks 2nd among FBS freshmen in passing yards and completion percentage and 9th in touchdown passes
- Completed 19-of-27 passes for 238 yards and two touchdowns against UTEP while playing only three quarters
- Had a 59-yard touchdown pass and a 21-yard touchdown pass with two seconds remaining in the first half
- Led NU to five touchdowns in eight drives, including each of his final four drives
- Was honored as Big Ten Freshman of the Week
- Completed 23-of-30 passes for 185 yards and one touchdown against Colorado
- Completed 17-of-23 passes for a career-high 247 yards against Northern Iowa with two TDs
- Also added 13 rushing yards
- Led NU to points on five of his seven drives
- By completing 73.9 percent of his passes against UNI, became the first Husker quarterback since 1980 to have a 70 percent completion rate in three consecutive starts
- Set a career high with 297 passing yards and three touchdowns against Illinois, completing 24-of-35 passes
- Completed 17-of-27 passes and threw for 257 yards and one touchdown in the first road game of his career at Purdue
- Threw for 134 yards against Rutgers
- Attempted a career-high 44 passes at Indiana and threw for 234 yards

- Completed 21-of-32 passes for 152 yards at Ohio State while rushing for a career-high 31 yards, including a career-long 38-yard scramble
- Threw for 177 yards and one touchdown against UCLA, completing 14-of-27 passes before leaving the game with a 4th-quarter injury
- Completed 71 percent of his passes at USC (27-of-38) for 191 yards, including a 29-yard touchdown
- Threw for 293 yards and one touchdown against Wisconsin, completing 28-of-38 passes
- Completed 22-of-32 passes for 190 yards at Iowa Did not throw an interception against the Hawkeyes, marking Iowa's only game of the season where it did not have an interception

PASSING GAME-BY-GAME

OPPONENT	COMP-ATT	YDS	TD	INT
UTEP	19-27	238	2	0
Colorado	23-30	185	1	0
Northern Iowa	17-23	247	2	1
Illinois	24-35	297	3	1
@ Purdue	17-27	257	1	0
Rutgers	13-27	134	0	1
@ Indiana	28-44	234	0	3
@ Ohio St.	21-32	152	0	1
UCLA	14-27	177	1	1
@ USC	27-38	191	1	2
Wisconsin	28-38	293	1	0
@ Iowa	22-32	190	0	0

TOTAL OFFENSE GAME-BY-GAME

OPPONENT	ATT.	PASS	RUSH	TOT.
UTEP	28	238	-6	232
Colorado	33	185	7	192
Northern Iowa	25	247	13	260
Illinois	42	297	-52	245
@ Purdue	28	257	-8	249
Rutgers	32	134	-32	102
@ Indiana	46	234	-11	223
@ Ohio St.	41	152	31	183
UCLA	32	177	-10	167
@ USC	43	191	-3	188
Wisconsin	38	293	0	293
@ Iowa	39	190	3	193

CAREER SUPERLATIVES

250-Yard Passing Games	3
Games with 2+ TD Passes	3
Games with 3+ TD Passes	1

CAREER PASSING STATS

YEAR	G/S	CMP-ATT	PCT	YDS	TD	INT
2024	12/12	253-380	66.6	2,595	12	10

RUSHING: 47 att., -68 yds, 0 TDs

CAREER PASSING HIGHS

Attempts	44 at Indiana (2024)
Completions	28 twice
Yards	297 vs Illinois (2024)
Touchdowns	3 vs. Illinois (2024)
Long Pass	59 twice

CAREER RUSHING HIGHS

Attempts	9 at Ohio St. (2024)
Yards	31 at Ohio St. (2024)
Touchdowns	none
Long Rush	38 at Ohio St. (2024)

CAREER TOTAL OFFENSE HIGHS

Attempts	46 at Indiana (2024)
Yards	293 vs. Wisconsin (2024)
Touchdowns	3 vs. Illinois (2024)

2024 FBS FRESHMAN RANKINGS

PASSING YARDS

RK.	PLAYER, SCHOOL	YDS
1.	Kadin Semonza, Ball St.	2,904
2.	Dylan Raiola, Nebraska	2,595
3.	Gio Lopez, South Alabama	2,559

COMPLETION PERCENTAGE

RK.	PLAYER, SCHOOL	PCT.
1.	Evan Bullock, Louisiana Tech	67.4
2.	Dylan Raiola, Nebraska	66.6
3.	Gio Lopez, South Alabama	66.0

PASSING TOUCHDOWNS

RK.	PLAYER, SCHOOL	TDs
1.	Kadin Semonza, Ball St.	25
2.	Sam Leavitt, Arizona St.	21
3.	Nico Iamaleava, Tennessee	19
4.	Gio Lopez, South Alabama	18
5.	Eli Holstein, Pittsburgh	17
	LaNorris Sellers, South Carolina	17
7.	Evan Bullock, Louisiana Tech	14
	CJ Bailey, NC State	14
t-9.	Dylan Raiola, Nebraska	12

NU SEASON RECORD WATCH

PASSING YARDS

RK.	PLAYER	YEAR	YDS
1.	Joe Ganz	2008	3,568
2.	Zac Taylor	2006	3,197
3.	Tanner Lee	2017	3,143
4.	Tommy Armstrong Jr.	2015	3,030
5.	Taylor Martinez	2012	2,871
6.	Adrian Martinez	2021	2,863
7.	Tommy Armstrong Jr.	2014	2,695
8.	Zac Taylor	2005	2,653
9.	Adrian Martinez	2018	2,617
10.	Dylan Raiola	2024	2,595

Freshman Record: 2,617 (Adrian Martinez)



TY ROBINSON

#9

**6-6 | 310 | SR. | DL
GILBERT, ARIZ.**

CAREER HONORS

- Second-Team All-Big Ten (2024: AP)
- Third-Team All-Big Ten (2024: Media & Coaches)
- Honorable-Mention All-Big Ten (2023)
- 5-Time Nebraska Scholar-Athlete Honor Roll

NEBRASKA RECORDS

- Career Games Played: 59

2024 WATCH LIST

- Senior Bowl

PERSONAL NOTES

- Earned his degree in nutrition and health sciences

SEASON HIGHLIGHTS

- One of 10 Huskers to earn a single-digit number as one of the team's "toughest" players
- Accepted an invite for the 2025 Senior Bowl
- Was named a second-team All-Big Ten honoree by the Associated Press
- Was a third-team All-Big Ten selection by the conference coaches and media
- Has started every game and has recorded a career-high 33 tackles while leading NU with one blocked kick and one safety
- Also leads NU with career highs of 11.0 tackles for loss and 6.0 sacks while adding three pass breakups
- His 6.0 sacks are the most by a Husker since the 2019 season
- Ranks 9th in the Big Ten in sacks and 11th in TFLs
- Started the 35th game of his career against UTEP and had 1.0 sack and 2.0 TFLs
- Had a 3-yard tackle for loss in the second quarter for a safety that marked Nebraska's first defensive safety since the 2009 season
- Added a five-yard sack in the third quarter
- Made two solo tackles with a nine-yard sack and a pass breakup against Colorado
- Also blocked a field goal against the Buffs, his second career blocked field goal
- Recorded two tackles against Northern Iowa with a pass breakup
- Totaled three tackles against Illinois
- Had two tackles with an eight-yard sack at Purdue
- Had three tackles against Rutgers, including 2.0 TFLs and a 9-yard sack
- Also broke up a pass against the Scarlet Knights
- Recorded two solo tackles at Indiana
- Had three tackles at Ohio State, including a one-yard tackle for loss
- Totaled four tackles vs. UCLA, including 2.0 TFLs and 1.0 sack
- Played in the 56th game of his career against UCLA, tying the school record for games played
- Had two tackles at USC, including a 10-yard strip sack that resulted in a takeaway that led to a Nebraska field goal
- Recorded five tackles against Wisconsin with a quarterback hurry
- Had three tackles and 1.0 TFL at Iowa

GAME-BY-GAME

OPPONENT	UT-AT-TT	TFL-YD	SACK-YD
UTEP	2-0-2	2.0-8	1.0-5
Colorado	2-0-2	1.0-9	1.0-9
Northern Iowa	0-2-2	0.0-0	0.0-0
Illinois	2-1-3	0.0-0	0.0-0
@ Purdue	1-1-2	1.0-8	1.0-8
Rutgers	2-1-3	2.0-10	1.0-9
@ Indiana	2-0-2	0.0-0	0.0-0
@ Ohio St.	1-2-3	1.0-1	0.0-0
UCLA	3-1-4	2.0-9	1.0-8
@ USC	2-0-2	1.0-10	1.0-10
Wisconsin	1-4-5	0.0-0	0.0-0
@ Iowa	2-1-3	1.0-1	0.0-0

CAREER TACKLE STATS

YEAR	G/S	UT	AT	TT	TFL-YD	SCK-YD
2019*	3/0	0	0	0	0-0	0.0-0
2020	8/7	5	12	17	2.0-3	0.0-0
2021	12/4	13	14	27	4.0-23	2.0-20
2022	12/12	14	10	24	4.0-17	2.0-14
2023	12/11	7	22	29	4.0-21	1.0-12
2024	12/12	20	13	33	11.0-56	6.0-49
TOTAL	59/46	59	71	130	25.0-120	11.0-95

*redshirt season

CAREER MISCELLANEOUS STATS

YEAR	FF	FR	PBU	INT	QBH	BLK
2019*	0	0	0	0	0	0
2020	0	0	0	0	2	0
2021	0	0	1	0	1	0
2022	0	0	1	0	0	0
2023	0	1	6	0	11	1
2024	1	0	3	0	5	1
TOTAL	1	1	11	0	19	2

*redshirt season

CAREER HIGHS

Tackles	7 vs. Maryland (2023)
TFLs	2.0 three times
Sacks	1.0 10 times
Breakups	2 twice
Blocked Field Goals	1 twice
Safety	1 vs. UTEP (2024)

NEBRASKA CAREER GAMES PLAYED

RK.	PLAYER, POS.	GAMES
1.	Ty Robinson, DL	59
	Bryce Benhart, OL	59
3.	Cam Meredith, DL	56
4.	P.J. Mangieri, LS	55



AMARE SANDERS #14

6-1 | 175 | FR. | DB
MIAMI, FLA.

SEASON HIGHLIGHTS

- Played in the maximum four games while using his redshirt season
- Played in each of the first three games
- Recorded his first two career tackles against Northern Iowa and also added his first career pass breakup
- Played in his fourth game of the season at Iowa

GAME-BY-GAME

OPPONENT	UT-AT-TT	TFL-YD	PBU	INT
UTEP	0-0-0	0.0-0	0	0
Colorado	0-0-0	0.0-0	0	0
Northern Iowa	1-1-2	0.0-0	1	0
Illinois	-Did Not Play-			
@ Purdue	-Did Not Play-			
Rutgers	-Did Not Play-			
@ Indiana	-Did Not Play-			
@ Ohio St.	-Did Not Play-			
UCLA	-Did Not Play-			
@ USC	-Did Not Play-			
Wisconsin	-Did Not Play-			
@ Iowa	0-0-0	0.0-0	0	0

CAREER TACKLE STATS

YEAR	G/S	UT	AT	TT	TFL-YD	SCK-YD
2024	4/0	1	1	2	0.0-0	0.0-0

CAREER MISCELLANEOUS STATS

YEAR	FF	FR	PBU	INT	QBH	BLK
2024	0	0	1	0	0	0

CAREER HIGHS

Tackles	2 vs. UNI (2024)
TFLs	none
Sacks	none
Breakups	1 vs. UNI (2024)



BEN SCOTT #66

6-5 | 310 | SR. | OL
HONOLULU, HAWAII

CAREER HONORS

- Honorable-Mention All-Big Ten (2023, 2024)
- Academic All-Big Ten (2024)
- 3-Time Nebraska Scholar-Athlete Honor Roll

2024 WATCH LISTS

- Rimington Trophy
- Senior Bowl

PERSONAL NOTES

- Earned his degree in biological sciences at Arizona State
- Earned his master's degree in business from Nebraska earlier this month

CAREER NOTES

- First-year transfer who started 28 games at Arizona State from 2020-22
- Started 17 games at right tackle at ASU before his final 11 starts were at center

SEASON HIGHLIGHTS

- Has started every game at center
- Earned honorable-mention All-Big Ten recognition for the second straight season
- Started against UTEP to mark his 40th career start
- Played in the 50th game of his career at USC
- Made the 50th start of his career vs. Wisconsin

CAREER STATS

- **Games:** 52
(4 in 2020*; 13 in 2021*; 11 in 2022*; 12 in 2023; 12 in 2024)
- **Starts:** 51
(4 in 2020*; 13 in 2021*; 11 in 2022*; 11 in 2023; 12 in 2024)

*at Arizona State

CAREER TACKLE STATS

YEAR	G/S	UT	AT	TT	TFL-YD	SCK-YD
2024	12/1	8	11	19	0.5-1	0.0-0

CAREER MISCELLANEOUS STATS

YEAR	FF	FR	PBU	INT	QBH	BLK
2024	0	0	0	0	0	0

CAREER HIGHS

Tackles	4 at USC (2024)
TFLs	0.5 at USC (2024)
Sacks	none
Breakups	none



VINCENT SHAVERS JR. #1

6-1 | 225 | FR. | LB
MIAMI, FLA.

CAREER HONORS

- Nebraska Scholar-Athlete Honor Roll (Spring 2024)

SEASON HIGHLIGHTS

- Has played in every game with one start as a true freshman
- Has recorded 19 tackles with a half tackle for loss
- Ranks 2nd on the team with six special teams tackles
- Recorded three tackles in the season opener against UTEP
- Made two solo tackles against Northern Iowa
- Had a solo tackle on kickoff coverage against Illinois
- Recorded one tackle at Purdue
- Had one tackle against Rutgers
- Made his first career start at Indiana and finished with two solo tackles
- Recorded two tackles against UCLA
- Totaled a career-high four tackles at USC with his first career tackle for loss
- Had two tackles against Wisconsin
- Recorded one tackle at Iowa

GAME-BY-GAME

OPPONENT	UT-AT-TT	TFL-YD	SACK-YD
UTEP	2-1-3	0.0-0	0.0-0
Colorado	0-0-0	0.0-0	0.0-0
Northern Iowa	2-0-2	0.0-0	0.0-0
Illinois	1-0-1	0.0-0	0.0-0
@ Purdue	0-1-1	0.0-0	0.0-0
Rutgers	0-1-1	0.0-0	0.0-0
@ Indiana	2-0-2	0.0-0	0.0-0
@ Ohio St.	0-0-0	0.0-0	0.0-0
UCLA	1-1-2	0.0-0	0.0-0
@ USC	0-4-4	0.5-1	0.0-0
Wisconsin	0-2-2	0.0-0	0.0-0
@ Iowa	0-1-1	0.0-0	0.0-0

CAREER TACKLE STATS

YEAR	G/S	UT	AT	TT	TFL-YD	SCK-YD
2024	12/1	8	11	19	0.5-1	0.0-0

CAREER MISCELLANEOUS STATS

YEAR	FF	FR	PBU	INT	QBH	BLK
2024	0	0	0	0	0	0

CAREER HIGHS

Tackles	4 at USC (2024)
TFLs	0.5 at USC (2024)
Sacks	none
Breakups	none



MJ
SHERMAN #48

6-3 | 245 | SR. | LB
BALTIMORE, MD.

CAREER HONORS

- Nebraska Scholar-Athlete Honor Roll (Spring 2023)

PERSONAL NOTES

- Earned his degree in child, youth and family studies earlier this month

CAREER NOTES

- Transfer who played in 39 games at Georgia, recording 15 tackles, 1.0 TFL and 0.5 sacks
- Played in every game of Georgia's 2021 & 2022 national championship seasons

PREVIOUS BOWL GAMES

- Played in five postseason games during his Georgia career, including four playoff games and two national championship games
- Played in the 2020 Peach Bowl
- Played in the 2021 College Football Playoff semifinals and final, recording a quarterback hurry in the semifinal against Michigan
- Played in the 2022 College Football Playoff semifinals and final, recording a tackle in the championship game against TCU

SEASON HIGHLIGHTS

- Has played in every game with 11 starts and totaled career highs of 26 tackles, 5.0 tackles for loss and 3.5 sacks
- Recorded a pair of solo tackles vs. UTEP
- Had a five-yard sack against Colorado and was also credited with three quarterback hurries
- Made one tackle and had a quarterback hurry against Northern Iowa
- Had a career-high six tackles against Illinois
- Recorded three tackles at Purdue and set career highs with 1.5 TFLs and 1.5 sacks
- Made one solo tackle against Rutgers
- Had three solo tackles at Ohio State with 2.0 TFLs and 1.0 sack
- Recorded one solo tackle against UCLA
- Made three tackles at USC
- Had three tackles against Wisconsin
- Recorded two tackles with a half TFL at Iowa

GAME-BY-GAME

OPPONENT	UT-AT-TT	TFL-YD	SACK-YD
UTEP	2-0-2	0.0-0	0.0-0
Colorado	1-0-1	1.0-5	1.0-5
Northern Iowa	0-1-1	0.0-0	0.0-0
Illinois	2-4-6	0.0-0	0.0-0
@ Purdue	2-1-3	1.5-14	1.5-14
Rutgers	1-0-1	0.0-0	0.0-0
@ Indiana	0-0-0	0.0-0	0.0-0
@ Ohio St.	3-0-3	2.0-3	1.0-2
UCLA	1-0-1	0.0-0	0.0-0
@ USC	1-2-3	0.0-0	0.0-0
Wisconsin	1-2-3	0.0-0	0.0-0
@ Iowa	1-1-2	0.5-0	0.0-0

CAREER TACKLE STATS

YEAR	G/S	UT	AT	TT	TFL-YD	SCK-YD
2020*	9/0	2	0	2	0.0-0	0.0-0
2021*	15/0	1	6	7	0.5-3	0.0-0
2022*	15/0	4	1	5	0.5-5	0.5-5
2023	12/5	7	9	16	1.5-14	1.5-14
2024	12/11	15	11	26	5.0-22	3.5-21
TOTAL	63/16	29	27	56	7.5-44	5.5-40

*at Georgia

CAREER MISCELLANEOUS STATS

YEAR	FF	FR	PBU	INT	QBH	BLK
2020*	0	0	0	0	0	0
2021*	0	0	0	0	0	0
2022*	0	0	0	0	0	0
2023	0	0	0	0	1	0
2024	0	0	0	0	4	0
TOTAL	0	0	0	0	5	0

*at Georgia

CAREER HIGHS

Tackles	6 vs. Illinois (2024)
TFLs	2.0 at Ohio St. (2024)
Sacks	1.5 at Purdue (2024)
Breakups	none



DESHON SINGLETON #8

6-3 | 210 | SR. | DB
AMITE, LA.

CAREER HONORS

- Honorable-Mention All-Big Ten (2024)
- Academic All-Big Ten (2024)
- 2-Time Nebraska Scholar-Athlete Honor Roll

2024 WATCH LIST

- Senior Bowl

CAREER NOTES

- In his third season at Nebraska after spending the 2021 season at Hutchinson (Kan.) CC
- Returned in 2024 following a season-ending injury in 2023

CAREER SUPERLATIVES

- Double-Digit Tackle Games: 1

SEASON HIGHLIGHTS

- One of 10 Huskers to earn a single-digit number as one of the team's "toughest" players
- Earned honorable-mention All-Big Ten honors
- Has started every game and has recorded 67 tackles with 1.0 tackle for los, one interception and two pass breakups
- Has set career highs in tackles, interceptions and pass breakups
- Ranks 2nd on the team in tackles
- Returned from a season-ending injury in 2023 to start the season opener against UTEP and record two tackles
- Tied for the team lead with six tackles against Colorado
- Added six more tackles against Northern Iowa
- Had six tackles for the third straight game against Illinois and recovered a fumble that set up a Husker touchdown
- Totaled four tackles at Purdue
- Had five tackles and a pass breakup vs. Rutgers
- Recorded three solo tackles at Indiana
- Led Nebraska with a career-high 10 tackles at Ohio State while adding one pass breakup
- Totaled eight solo tackles against UCLA
- Had six tackles at USC
- Tied for the team lead with six tackles against Wisconsin and recorded his first career interception vs. the Badgers
- Tied for the team lead with five tackles at Iowa

GAME-BY-GAME

OPPONENT	UT-AT-TT	TFL-YD	PBU	INT
UTEP	1-1-2	0.0-0	0	0
Colorado	5-1-6	0.0-0	0	0
Northern Iowa	2-4-6	0.0-0	0	0
Illinois	3-3-6	0.0-0	0	0
@ Purdue	3-1-4	0.0-0	0	0
Rutgers	4-1-5	1.0-1	1	0
@ Indiana	3-0-3	0.0-0	0	0
@ Ohio St.	6-4-10	0.0-0	1	0
UCLA	8-0-8	0.0-0	0	0
@ USC	4-2-6	0.0-0	0	0
Wisconsin	1-5-6	0.0-0	0	1
@ Iowa	3-2-5	0.0-0	0	0

CAREER TACKLE STATS

YEAR	G/S	UT	AT	TT	TFL-YD	SCK-YD
2022	12/0	1	2	3	0.0-0	0.0-0
2023	5/5	8	11	19	2.5-3	0.0-0
2024	12/12	43	24	67	1.0-1	0.0-0
TOTAL	29/17	52	37	89	3.5-4	0.0-0

CAREER MISCELLANEOUS STATS

YEAR	FF	FR	PBU	INT	QBH	BLK
2022	0	0	0	0	0	0
2023	0	0	1	0	0	0
2024	0	1	2	1	0	0
TOTAL	0	1	3	1	0	0

CAREER HIGHS

Tackles	10 at Ohio St. (2024)
TFLs	1.5 vs. Louisiana Tech (2023)
Sacks	none
Breakups	1 three times
Interceptions	1 vs. Wisconsin (2024)



RAHMIR STEWART #32

5-11 | 210 | R-FR. | DB
PHILADELPHIA, PA.

CAREER HONORS

- Academic All-Big Ten (2024)

SEASON HIGHLIGHTS

- Has played in five games, totaling five tackles and one interception
- Against UTEP, recorded his first two career tackles and first career interception, which he returned 18 yards
- Tied his career high with two tackles against Northern Iowa
- Had one solo tackle at Indiana

GAME-BY-GAME

OPPONENT	UT-AT-TT	TFL-YD	PBU	INT
UTEP	2-0-2	0.0-0	0	1
Colorado	-Did Not Play-			
Northern Iowa	0-2-2	0.0-0	0	0
Illinois	-Did Not Play-			
@ Purdue	-Did Not Play-			
Rutgers	0-0-0	0.0-0	0	0
@ Indiana	1-0-1	0.0-0	0	0
@ Ohio St.	-Did Not Play-			
UCLA	0-0-0	0.0-0	0	0
@ USC	-Did Not Play-			
Wisconsin	-Did Not Play-			
@ Iowa	-Did Not Play-			

CAREER TACKLE STATS

YEAR	G/S	UT	AT	TT	TFL-YD	SCK-YD
2023*	1/0	0	0	0	0.0-0	0.0-0
2024	4/0	3	2	5	0.0-0	0.0-0
TOTAL	5/0	3	2	5	0.0-0	0.0-0

*redshirt season

CAREER MISCELLANEOUS STATS

YEAR	FF	FR	PBU	INT	QBH	BLK
2023*	0	0	0	0	0	0
2024	0	0	0	1	0	0
TOTAL	0	0	0	1	0	0

*redshirt season

CAREER HIGHS

Tackles	2 twice
TFLs	none
Sacks	none
Breakups	none
Interceptions	1 vs. UTEP (2024)



RILEY VAN POPPEL #44

**6-5 | 290 | SO. | DL
ARGYLE, TEXAS**

CAREER HONORS

- Academic All-Big Ten (2024)
- 2-Time Nebraska Scholar-Athlete Honor Roll

PERSONAL NOTES

- His father, Todd, was a first-round pick in the 1990 MLB Draft who went on to pitch for 11 years in the majors (359 appearances, 98 starts)
- Todd Van Poppel made six career pitching appearances at Yankee Stadium

SEASON HIGHLIGHTS

- Played in the maximum four games in the regular season while utilizing his redshirt season
- Recorded his first tackle of the season against Rutgers
- Had a 2-yard TFL at Iowa

GAME-BY-GAME

OPPONENT	UT-AT-TT	TFL-YD	SACK-YD
UTEP	0-0-0	0.0-0	0.0-0
Colorado	0-0-0	0.0-0	0.0-0
Northern Iowa		-Did Not Play-	
Illinois		-Did Not Play-	
@ Purdue		-Did Not Play-	
Rutgers	1-0-1	0.0-0	0.0-0
@ Indiana		-Did Not Play-	
@ Ohio St.		-Did Not Play-	
UCLA		-Did Not Play-	
@ USC		-Did Not Play-	
Wisconsin		-Did Not Play-	
@ Iowa	1-0-1	1.0-2	0.0-0

CAREER TACKLE STATS

YEAR	G/S	UT	AT	TT	TFL-YD	SCK-YD
2023	11/0	1	4	5	1.0-5	0.5-5
2024*	4/0	2	0	2	1.0-2	0.0-0
TOTAL	15/0	3	4	7	2.0-7	0.5-5

*redshirt season

CAREER MISCELLANEOUS STATS

YEAR	FF	FR	PBU	INT	QBH	BLK
2023	0	0	0	0	1	0
2024*	0	0	0	0	0	0
TOTAL	0	0	0	0	1	0

*redshirt season

CAREER HIGHS

Tackles	1 seven times
TFLs	1.0 at Iowa (2024)
Sacks	0.5 at Colorado (2023)
Breakups	none



CEYAIR WRIGHT #15

**6-0 | 185 | JR. | DB
LOS ANGELES, CALIF.**

PERSONAL NOTES

- Is also an actor, having starred in such movies and TV shows as Space Jam: A New Legacy, Training Day 2, Broke Girls and Grown-ish

CAREER NOTES

- Spent three seasons USC before transferring to Nebraska
- Played in 22 games with 15 starts at USC, totaling 40 tackles, six pass breakups and one interception

PREVIOUS BOWL GAMES

- Played in one bowl game while at USC, appearing in the 2023 Cotton Bowl following the 2022 season

SEASON HIGHLIGHTS

- Has played in every game with seven starts
- Has totaled 35 tackles, 1.0 TFL, 1.0 sack, two interceptions, five pass breakups and one forced fumble, all of which are career highs
- Tied for the team lead in pass breakups and ranks 3rd in interceptions
- In addition to his strong play at cornerback, leads Nebraska with seven special teams tackles
- Made a solo tackle against Colorado
- Saw extensive action following an injury to Tommi Hill against Illinois
- Recorded six tackles with a five-yard strip sack that resulted in a Husker takeaway
- Made his first start as a Husker at Purdue, tying for the team lead with five tackles and adding two pass breakups, setting a career high in breakups
- Started again vs. Rutgers and had four tackles, including teaming with Malcolm Hartzog Jr. on a tackle for no gain on a fake field goal attempt
- Also had an interception and two pass breakups against the Scarlet Knights
- Had six solo tackles and one pass breakup at Indiana, tying his career high in tackles
- Recorded three solo tackles at Ohio State
- Finished with three tackles against UCLA
- Had a big homecoming at USC
- Recorded four solo tackles and had a 45-yard interception return for a touchdown
- Also blocked a field goal for his first career blocked kick
- Had two tackles against Wisconsin
- Recorded one tackle at Iowa

GAME-BY-GAME

OPPONENT	UT-AT-TT	TFL-YD	PBU	INT
UTEP	0-0-0	0.0-0	0	0
Colorado	1-0-1	0.0-0	0	0
Northern Iowa	0-0-0	0.0-0	0	0
Illinois	4-2-6	1.0-5	0	0
@ Purdue	5-0-5	0.0-0	2	0
Rutgers	2-2-4	0.0-0	2	1
@ Indiana	6-0-6	0.0-0	1	0
@ Ohio St.	3-0-3	0.0-0	0	0
UCLA	2-1-3	0.0-0	0	0
@ USC	4-0-4	0.0-0	0	1
Wisconsin	0-2-2	0.0-0	0	0
@ Iowa	0-1-1	0.0-0	0	0

CAREER TACKLE STATS

YEAR	G/S	UT	AT	TT	TFL-YD	SCK-YD
2021^*	1/0	1	1	2	0.0-0	0.0-0
2022^	14/11	21	7	28	0.0-0	0.0-0
2023^	7/4	8	3	11	1.0-1	0.0-0
2024	12/7	27	8	35	1.0-5	1.0-5
TOTAL	34/22	57	19	76	2.0-6	1.0-5

^at USC; *redshirt season

CAREER MISCELLANEOUS STATS

YEAR	FF	FR	PBU	INT	QBH	BLK
2021^*	0	0	0	0	0	0
2022^	0	0	2	1	0	0
2023^	0	0	3	0	0	0
2024	1	0	5	2	1	1
TOTAL	1	0	10	3	1	1

^at USC; *redshirt season

CAREER HIGHS

Tackles	6 twice
TFLs	1.0 twice
Sacks	1.0 vs. Illinois (2024)
Breakups	2 twice
Interceptions	1 three times
Interception Return for TD	1 at USC (2024)
Blocked Field Goals	1 at USC (2024)



**JAVIN
WRIGHT**

#33

**6-5 | 230 | SR. | LB
CHANDLER, ARIZ.**

PERSONAL NOTES

- His father Toby was a two-year letterwinner for Nebraska (1992-93) before playing six seasons in the NFL
- Earned his degree in sports media and communication

SEASON HIGHLIGHTS

- Missed the first four games of the season while dealing with blood clots and other health issues
- Has returned to play in eight games with one start
- Has made 26 tackles with 1.0 tackle for loss with one pass breakup
- Made his season debut with three tackles at Purdue
- Recorded four tackles against Rutgers
- Also had four tackles at Indiana
- Had a 7-yard tackle for loss at Ohio State
- Made four tackles against UCLA
- Recorded three tackles at USC
- Totaled five tackles and a pass breakup against Wisconsin
- Started his first game of the season at Iowa and recorded two tackles

GAME-BY-GAME

OPPONENT	UT-AT-TT	TFL-YD	SACK-YD
UTEP		-Did Not Play-	
Colorado		-Did Not Play-	
Northern Iowa		-Did Not Play-	
Illinois		-Did Not Play-	
@ Purdue	1-2-3	0.0-0	0.0-0
Rutgers	2-2-4	0.0-0	0.0-0
@ Indiana	3-1-4	0.0-0	0.0-0
@ Ohio St.	1-0-1	1.0-7	0.0-0
UCLA	2-2-4	0.0-0	0.0-0
@ USC	2-1-3	0.0-0	0.0-0
Wisconsin	1-4-5	0.0-0	0.0-0
@ Iowa	1-1-2	0.0-0	0.0-0

CAREER TACKLE STATS

YEAR	G/S	UT	AT	TT	TFL-YD	SCK-YD
2019*	1/0	0	0	0	0.0-0	0.0-0
2020	Did Not Play					
2021	2/0	0	1	1	0.0-0	0.0-0
2022	10/1	4	4	8	0.0-0	0.0-0
2023	12/1	20	31	51	1.5-2	0.5-1
2024	8/1	13	13	26	1.0-7	0.0-0
TOTAL	33/3	37	49	86	2.5-9	0.5-1

*redshirt season

CAREER MISCELLANEOUS STATS

YEAR	FF	FR	PBU	INT	QBH	BLK
2019*	0	0	0	0	0	0
2020	Did Not Play					
2021	0	0	0	0	0	0
2022	0	0	0	0	0	1
2023	1	0	2	2	0	0
2024	0	0	1	0	0	0
TOTAL	1	0	3	2	0	1

*redshirt season

CAREER HIGHS

Tackles	8 vs. Maryland (2023)
TFLs	1.0 at Ohio St. (2024)
Sacks	0.5 vs. Iowa (2023)
Breakups	1 twice
Interceptions	1 twice
Blocked Punts	1 vs. North Dakota (2022)



2024 NEBRASKA SCHEDULE AND RESULTS

DATE	OPPONENT	RESULT	SCORE	RECORD	CONFERENCE	TIME	ATTEND.
8/31/24	UTEP	W	40-7	1-0	0-0	3:18	86,072
9/7/24	Colorado	W	28-10	2-0	0-0	3:34	86,906
9/14/24	UNI	W	34-3	3-0	0-0	3:16	86,546
9/20/24	No. 24 Illinois*	L (OT)	24-31	3-1	0-1	3:40	86,936
9/28/24	at Purdue*	W	28-10	4-1	1-1	3:19	61,441
10/5/24	Rutgers*	W	14-7	5-1	2-1	3:34	87,464
10/19/24	at No. 16 Indiana*	L	7-56	5-2	2-2	3:20	53,082
10/26/24	at No. 4 Ohio St. *	L	17-21	5-3	2-3	3:24	104,830
11/2/24	UCLA *	L	20-27	5-4	2-4	3:22	87,453
11/16/24	at USC *	L	20-28	5-5	2-5	3:21	75,304
11/23/24	Wisconsin *	W	44-25	6-5	3-5	3:10	86,923
11/29/24	at Iowa *	L	10-13	6-6	3-6	3:12	69,250

*Big Ten Conference game

SCORE BY QUARTERS	1ST	2ND	3RD	4TH	OT	TOTAL
Nebraska	62	116	46	62	0	286
Opponents	48	51	58	74	7	238

TEAM STATISTICS

TEAM STATISTICS	NU	OPP
Scoring	286	238
Points per game	23.8	19.8
Points Off Turnovers	48	38
First Downs	262	194
Rushing	104	66
Passing	123	107
Penalty	35	21
Rushing Yardage	1567	1269
Yards gained rushing	1822	1552
Yards lost rushing	255	283
Rushing attempts	415	364
Average per rush	3.8	3.5
Average per game	130.6	105.8
TDs Rushing	20	6
Passing Yardage	2737	2516
Comp-Att-Int	265-404-11	216-338-11
Average per pass	6.8	7.4
Average per catch	10.3	11.6
Average per game	228.1	209.7
TDs Passing	12	23
Total offense	4304	3785
Total plays	819	702
Average per play	5.3	5.4
Average per game	358.7	315.4
Kick returns: #-Yards	21-387	24-536
Punt returns: #-Yards	15-73	18-217
Int returns: #-Yards	11-191	11-145
Kick return average	18.4	22.3
Punt return average	4.9	12.1
Int return average	17.4	13.2
Fumbles-Lost	15-6	11-5
Penalties-Yards	75-636	76-773
Average per game	53.0	64.4
Punts-Yards	49-2046	53-2238
Average per punt	41.8	42.2
Net punt average	36.2	39.9
Kickoffs-Yards	59-3689	51-3088
Average per kick	62.5	60.5
Net kick average	39.6	39.1
Time of possession / game	32:12	27:48
3rd-down conversion	72/166	50/147
3rd-down pct	43%	34%
4th-down conversion	6/19	11/23
4th-down pct	32%	48%
Sacks by-Yards	27-169	27-184
Misc Yards	0	0
Touchdowns scored	35	30
Field goals - attempts	13-19	9-17
On-Side kicks	0-0	0-0
Red-zone scores	(37-49) 76%	(26-32) 81%
Red-zone touchdowns	(26-49) 53%	(19-32) 59%
PAT-attempts	(33-34) 97%	(29-29) 100%
2-point conversion-attempts	(1-1) 100%	(1-1) 100%
Attendance	608,300	363,907
Games / Avg per game	7/86,900	5/72,781

INDIVIDUAL OFFENSIVE STATISTICS

RUSHING	G	ATT	GAIN	LOSS	NET	AVG	TD	LONG	AVG/G
Dante Dowdell	12	143	628	14	614	4.3	12	38	51.2
Emmett Johnson	12	102	531	8	523	5.1	1	42	43.6
Rahmir Johnson	9	45	204	3	201	4.5	0	18	22.3
Jacory Barney Jr.	12	10	130	0	130	13.0	3	31	10.8
Heinrich Haarberg	11	25	111	9	102	4.1	1	13	9.3
Gabe Ervin Jr.	8	14	42	1	41	2.9	2	11	5.1
Janiran Bonner	12	2	11	0	11	5.5	1	11	0.9
Maurice Mazzuccua Jr.	2	5	9	1	8	1.6	0	5	4.0
Isaiah Neyor	12	2	13	7	6	3.0	0	13	0.5
Kwinten Ives	8	5	7	2	5	1.0	0	5	0.6
Kenneth Williams	1	1	5	0	5	5.0	0	5	5.0
Mekhi Nelson	1	1	2	0	2	2.0	0	2	2.0
Jalyn Gramstad	1	1	2	0	2	2.0	0	2	2.0
Jaylen Lloyd	12	3	5	4	1	0.3	0	4	0.1
Carter Nelson	12	2	0	1	-1	-0.5	0	0	-0.1
Dylan Raiola	12	47	122	190	-68	-1.4	0	38	-5.7
Team	12	7	0	15	-15	-2.1	0	0	-1.3
Total	12	415	1822	255	1567	3.8	20	42	130.6
Opponents	12	364	1552	283	1269	3.5	6	57	105.8

PASSING	G	EFFIC	COMP-ATT-INT	PCT	YDS	TD	LNG	AVG/G
Dylan Raiola	12	129.1	253-380-10	66.6	2595	12	59	216.3
Heinrich Haarberg	11	91.6	10-18-1	55.6	101	0	24	9.2
Jalyn Gramstad	1	64.1	1-3-0	33.3	11	0	11	11.0
Brian Buschini	12	352.0	1-1-0	100.0	30	0	30	2.5
Team	12	0.0	0-2-0	0.0	0	0	0	0.0
Total	12	126.9	265-404-11	65.6	2737	12	59	228.1
Opponents	12	142.4	216-338-11	63.9	2516	23	72	209.7

RECEIVING	G	NO.	YDS	AVG	TD	LONG	AVG/G
Jacory Barney Jr.	12	52	431	8.3	0	40	35.9
Jahmal Banks	12	40	508	12.7	3	31	42.3
Emmett Johnson	12	35	262	7.5	1	29	21.8
Isaiah Neyor	12	34	455	13.4	5	59	37.9
Thomas Fidone II	12	31	323	10.4	0	33	26.9
Rahmir Johnson	9	20	170	8.5	1	36	18.9
Jaylen Lloyd	12	12	248	20.7	0	59	20.7
Janiran Bonner	12	10	58	5.8	1	14	4.8
Carter Nelson	12	10	86	8.6	1	24	7.2
Dante Dowdell	12	7	21	3.0	0	6	1.8
Nate Boerkircher	12	6	102	17.0	0	25	8.5
Luke Lindenmeyer	12	3	28	9.3	0	12	2.3
Isaiah Garcia-Castaneda	12	1	10	10.0	0	10	0.8
Alex Bullock	12	1	12	12.0	0	12	1.0
Heinrich Haarberg	11	1	8	8.0	0	8	0.7
Roman Mangini	4	1	11	11.0	0	11	2.8
Keelan Smith	1	1	4	4.0	0	4	4.0
Total	12	265	2737	10.3	12	59	228.1
Opponents	12	216	2516	11.6	23	72	209.7

2024 INDIVIDUAL STATISTICS

PUNT RETURNS	NO.	YDS	AVG	TD	LONG
Isaiah Garcia-Castaneda	11	60	5.5	0	13
Jacory Barney Jr.	3	13	4.3	0	9
Vincent Shavers Jr.	1	0	0.0	0	0
Total	15	73	4.9	0	13
Opponents	18	217	12.1	0	37

KICK RETURNS	NO.	YDS	AVG	TD	LONG
Jacory Barney Jr.	13	268	20.6	0	45
Kwinten Ives	3	58	19.3	0	40
Rahmir Johnson	2	29	14.5	0	17
Emmett Johnson	2	24	12.0	0	17
Barret Liebentritt	1	8	8.0	0	8
Total	21	387	18.4	0	45
Opponents	24	536	22.3	0	61

INTERCEPTIONS	NO.	YDS	AVG	TD	LONG
Malcolm Hartzog Jr.	4	75	18.8	0	34
Ceyair Wright	2	45	22.5	1	45
Marques Buford Jr.	1	4	4.0	0	4
John Bullock	1	35	35.0	1	35
Tommi Hill	1	7	7.0	1	7
DeShon Singleton	1	7	7.0	0	7
Rahmir Stewart	1	18	18.0	0	18
Total	11	191	17.4	3	45
Opponents	11	145	13.2	1	78

FUMBLE RETURNS	NO.	YDS	AVG	TD	LON
Mikai Gbaylor	2	0	0.0	0	0
Stefon Thompson	1	0	0.0	0	0
Jimari Butler	1	0	0.0	0	0
DeShon Singleton	1	0	0.0	0	0
Total	5	0	0.0	0	0
Opponents	6	0	0.0	0	0

FIELD GOALS	FGM-FGA	PCT	1-19	20-29	30-39	40-49	50-59	LG	BLK
John Hohl	10-15	66.7	0-0	3-3	3-5	2-4	1-1	54	2
Tristan Alvano	3-4	75.0	0-0	2-2	2-4	0-0	0-0	31	0
Total	13-19	68.4	0-0	5-5	5-9	2-4	1-1	54	2
Opponents	9-17	52.9	0-0	5-7	2-4	1-3	1-3	53	2

FG SEQUENCE	NEBRASKA	OPPONENTS
UTEP	(20)	-
Colorado	32	29,61,(27)
UNI	(31),(21)	(31)
Illinois	(21),39	(26)
Purdue	42,44,32	39,(45)
Rutgers	-	52
Indiana	-	-
Ohio St.	(39),(54),(47)	42
UCLA	-	(25),(26)
Southern California	(29),(30)	27
Wisconsin	(37),(45),(26)	34,(33),41
Iowa	(31),34	(20),(53)

Numbers in (parenthesis) indicate field goal was made

PUNTING	NO.	YDS	AVG	LONG	TB	FC	I20	50+	BLK
Brian Buschini	44	1966	44.7	69	2	15	16	14	0
Dylan Raiola	2	69	34.5	40	1	0	0	0	0
Team	3	11	3.7	0	0	0	0	0	3
Total	49	2046	41.8	69	3	15	16	14	3
Opponents	53	2238	42.2	61	3	21	20	7	0

KICKOFFS	NO.	YDS	AVG	TB	OB	RET.	NET	YDLN
Brian Buschini	42	2649	63.1	23	0			
John Hohl	17	1040	61.2	5	1			
Total	59	3689	62.5	28	1	23	39.6	25
Opponents	51	3088	60.5	25	2	21	39.1	25

SCORING	TD	FGs	PATs				DXP	Saf	Pts
			Kick	Rush	Rcv	Pass			
Dante Dowdell	12	-	-	-	-	-	-	-	72
John Hohl	-	10-15	21-22	-	-	-	-	-	51
Isaiah Neyor	5	-	-	-	-	-	-	-	30
Tristan Alvano	-	3-4	12-12	-	-	-	-	-	21
Jahmal Banks	3	-	-	-	-	-	-	-	18
Jacory Barney Jr.	3	-	-	-	-	-	-	-	18
Gabe Ervin Jr.	2	-	-	-	-	-	-	-	12
Janiran Bonner	2	-	-	-	-	-	-	-	12
Emmett Johnson	2	-	-	-	-	-	-	-	12
Rahmir Johnson	1	-	-	-	-	-	-	-	6
Ceyair Wright	1	-	-	-	-	-	-	-	6
John Bullock	1	-	-	-	-	-	-	-	6
Heinrich Haarberg	1	-	-	-	-	-	-	-	6
Tommi Hill	1	-	-	-	-	-	-	-	6
Carter Nelson	1	-	-	-	-	-	-	-	6
Ty Robinson	-	-	-	-	-	-	-	1	2
Nate Boerkircher	-	-	-	-	1	-	-	-	2
Total	35	13-19	33-34	0	1	1	0	1	286
Opponents	30	9-17	29-29	0	1	1	0	0	238

TOTAL OFFENSE	G	PLAYS	RUSH	PASS	TOTAL	AVG/G
Dylan Raiola	12	427	-68	2595	2527	210.6
Dante Dowdell	12	143	614	0	614	51.2
Emmett Johnson	12	102	523	0	523	43.6
Heinrich Haarberg	11	43	102	101	203	18.5
Rahmir Johnson	9	45	201	0	201	22.3
Jacory Barney Jr.	12	10	130	0	130	10.8
Gabe Ervin Jr.	8	14	41	0	41	5.1
Brian Buschini	12	1	0	30	30	2.5
Jalyn Gramstad	1	4	2	11	13	13.0
Janiran Bonner	12	2	11	0	11	0.9
Maurice Mazzccua Jr.	2	5	8	0	8	4.0
Isaiah Neyor	12	2	6	0	6	0.5
Kwinten Ives	8	5	5	0	5	0.6
Kenneth Williams	1	1	5	0	5	5.0
Mekhi Nelson	1	1	2	0	2	2.0
Jaylen Lloyd	12	3	1	0	1	0.1
Carter Nelson	12	2	-1	0	-1	-0.1
Team	12	0	-15	0	-15	-1.3
Total	12	819	1567	2737	4304	358.7
Opponents	12	702	1269	2516	3785	315.4

ALL PURPOSE	G	RUSH	REC	PR	KOR	IR	TOT	AVG/G
Jacory Barney Jr.	12	130	431	13	268	0	842	70.2
Emmett Johnson	12	523	262	0	24	0	809	67.4
Dante Dowdell	12	614	21	0	0	0	635	52.9
Jahmal Banks	12	0	508	0	0	0	508	42.3
Isaiah Neyor	12	6	455	0	0	0	461	38.4
Rahmir Johnson	9	201	170	0	29	0	400	44.4
Thomas Fidone II	12	0	323	0	0	0	323	26.9
Jaylen Lloyd	12	1	248	0	0	0	249	20.8
Heinrich Haarberg	11	102	8	0	0	0	110	10.0
Nate Boerkircher	12	0	102	0	0	0	102	8.5
Carter Nelson	12	-1	86	0	0	0	85	7.1
Malcolm Hartzog Jr.	11	0	0	0	0	75	75	6.8
Isaiah Garcia-Castaneda	12	0	10	60	0	0	70	5.8
Janiran Bonner	12	11	58	0	0	0	69	5.8
Kwinten Ives	8	5	0	0	58	0	63	7.9
Ceyair Wright	12	0	0	0	0	45	45	3.8
Gabe Ervin Jr.	8	41	0	0	0	0	41	5.1
John Bullock	12	0	0	0	0	35	35	2.9
Luke Lindenmeyer	12	0	28	0	0	0	28	2.3
Rahmir Stewart	5	0	0	0	0	18	18	3.6
Alex Bullock	12	0	12	0	0	0	12	1.0
Roman Mangini	4	0	11	0	0	0	11	2.8
Maurice Mazzccua Jr.	2	8	0	0	0	0	8	4.0
Barret Liebentritt	7	0	0	0	8	0	8	1.1
Tommi Hill	7	0	0	0	0	7	7	1.0
DeShon Singleton	12	0	0	0	0	7	7	0.6
Kenneth Williams	1	5	0	0	0	0	5	5.0
Marques Buford Jr.	12	0	0	0	0	4	4	0.3
Keelan Smith	1	0	4	0	0	0	4	4.0
Mekhi Nelson	1	2	0	0	0	0	2	2.0
Jalyn Gramstad	1	2	0	0	0	0	2	2.0
Dylan Raiola	12	-68	0	0	0	0	-68	-5.7
Team	12	-15	0	0	0	0	-15	-1.3
Total	12	1567	2737	73	387	191	4955	412.9
Opponents	12	1269	2516	217	536	145	4683	390.3



INDIVIDUAL OFFENSE GAME BY GAME

RUSHING	No-Yds/TD	UTEP	COLO	UNI	ILL	PUR	RUT	IND	OSU	UCLA	USC	WIS	IOWA	BOWL
Dante Dowdell	143-614/12	8-55/1	17-74/2	6-55/0	20-72/0	9-21/1	14-57/1	7-16/0	14-60/1	17-61/2	8-52/0	10-41/3	13-50/1	
Emmett Johnson	102-523/1	8-71/0	1-3/0	4-50/1	-	8-50/0	14-33/0	8-24/0	8-30/0	7-23/0	10-55/0	16-113/0	18-71/0	
Dylan Raiola	47-68/0	1-6/0	3-7/0	2-13/0	7-52/0	1-8/0	5-32/0	2-11/0	9-31/0	5-10/0	5-3/0	-	7-3/0	
Rahmir Johnson	45-201/0	11-50/0	9-33/0	2-4/0	4-17/0	5-9/0	5-34/0	2-6/0	DNP	3-27/0	DNP	DNP	4-21/0	
Heinrich Haarberg	25-102/1	2-8/0	DNP	3-7/0	-	2-18/0	-	5-32/0	1-4/0	4-8/0	2-15/0	6-18/1	-	
Gabe Ervin Jr.	14-41/2	6-24/2	2-6/0	3-3/0	DNP	1-4/0	-	1-2/0	DNP	DNP	-	1-2/0	DNP	
Jacory Barney Jr.	10-130/3	-	2-28/0	1-10/1	-	4-66/1	-	1-7/1	-	1-8/0	-	1-11/0	-	
Maurice Mazzucca Jr.	5-8/0	5-8/0	DNP	-	DNP	DNP	DNP	DNP	DNP	DNP	DNP	DNP	DNP	
Kwinten Ives	5-5/0	3-4/0	DNP	DNP	DNP	DNP	-	2-1/0	-	-	-	-	-	
Jaylen Lloyd	3-1/0	-	-	-	-	1-1/0	-	-	1-4/0	1-4/0	-	-	-	
Janiran Bonner	2-11/1	-	-	1-0/0	-	-	-	1-11/1	-	-	-	-	-	
Isaiah Neyor	2-6/0	-	-	-	1-13/0	-	-	1-7/0	-	-	-	-	-	
Carter Nelson	2-1/0	-	-	-	-	1-0/0	-	-	-	-	-	-	1-1/0	
Kenneth Williams	1-5/0	1-5/0	DNP	DNP	DNP	DNP	DNP	DNP	DNP	DNP	DNP	DNP	DNP	
Jalyn Gramstad	1-2/0	1-2/0	DNP	DNP	DNP	DNP	DNP	DNP	DNP	DNP	DNP	DNP	DNP	
Mekhi Nelson	1-2/0	1-2/0	DNP	DNP	DNP	DNP	DNP	DNP	DNP	DNP	DNP	DNP	DNP	

RECEIVING	No-Yds/TD	UTEP	COLO	UNI	ILL	PUR	RUT	IND	OSU	UCLA	USC	WIS	IOWA	BOWL
Jacory Barney Jr.	52-431/0	1-10/0	6-29/0	3-29/0	4-25/0	2-28/0	3-28/0	8-32/0	7-49/0	4-78/0	2-9/0	9-85/0	3-29/0	
Jahmal Banks	40-508/3	4-61/1	2-2/0	1-13/0	8-94/0	5-82/1	1-31/0	2-33/0	2-31/0	2-13/0	5-55/0	4-52/1	4-41/0	
Emmett Johnson	35-262/1	1-5/0	-	3-43/0	-	3-48/0	1-7/0	3-6/0	4-0/0	1-7/0	7-36/1	6-85/0	6-25/0	
Isaiah Neyor	34-455/5	6-121/1	4-31/0	2-35/1	4-90/2	1-14/0	-	2-13/0	2-15/0	4-89/1	3-18/0	4-22/0	2-7/0	
Thomas Fidone II	31-323/0	3-1/0	1-13/0	2-13/0	2-46/0	3-39/0	3-15/0	6-91/0	4-55/0	4-16/0	2-9/0	-	1-25/0	
Rahmir Johnson	20-170/1	-	8-49/1	2-28/0	2-14/0	1-15/0	3-40/0	3-19/0	DNP	-	DNP	DNP	1-5/0	
Jaylen Lloyd	12-248/0	-	1-36/0	1-59/0	1-17/0	1-25/0	2-44/0	3-36/0	1-1/0	-	1-24/0	-	1-8/0	
Carter Nelson	10-86/1	3-21/0	-	4-48/1	-	1-6/0	-	-	-	-	-	-	2-11/0	
Janiran Bonner	10-58/1	3-26/0	-	1-5/0	1-1/1	-	-	-	1-3/0	-	3-21/0	1-2/0	-	
Dante Dowdell	7-21/0	-	-	-	2-10/0	-	1-1/0	1-4/0	-	1-6/0	2-2/0	-	-	
Nate Boerkircher	6-102/0	-	1-25/0	-	-	-	-	-	-	-	1-9/0	2-29/0	2-39/0	
Luke Lindenmeyer	3-28/0	1-12/0	-	-	-	-	-	-	-	-	1-8/0	1-8/0	-	
Alex Bullock	1-12/0	1-12/0	-	-	-	-	-	-	-	-	-	-	-	
Roman Mangini	1-11/0	1-11/0	DNP	-	DNP	-	DNP	DNP	DNP	DNP	-	DNP	DNP	
Isaiah Garcia-Castaneda	1-10/0	-	-	-	-	-	-	-	-	-	-	1-10/0	-	
Heinrich Haarberg	1-8/0	-	DNP	1-8/0	-	-	-	-	-	-	-	-	-	
Keelan Smith	1-4/0	1-4/0	DNP	DNP	DNP	DNP	DNP	DNP	DNP	DNP	DNP	DNP	DNP	

PASSING

#15 Dylan Raiola	Comp	Att	Int	Pct	Yards	TD	Long	Sacked	Effic.
UTEP	19	27	0	70.4	238	2	59	1-6	168.9
Colorado	23	30	0	76.7	185	1	36	0-0	139.5
UNI	17	23	1	73.9	247	2	59	0-0	184.1
Illinois	24	35	1	68.6	297	3	44	5-46	162.4
Purdue	17	27	0	63.0	257	1	27	1-8	155.1
Rutgers	13	27	1	48.1	134	0	36	4-33	82.4
Indiana	28	44	3	63.6	234	0	28	2-11	94.7
Ohio St.	21	32	1	65.6	152	0	33	3-21	99.3
UCLA	14	27	1	51.9	177	1	40	3-20	111.7
Southern California	27	38	2	71.1	191	1	29	2-6	111.4
Wisconsin	28	38	0	73.7	293	1	27	0-0	147.1
Iowa	22	32	0	68.8	190	0	25	4-21	118.6
Totals	253	380	10	66.6	2595	12	59	26-181	129.1

#10 Heinrich Haarberg	Comp	Att	Int	Pct	Yards	TD	Long	Sacked	Effic.
UTEP	5	5	0	100.0	35	0	12	0-0	158.8
UNI	3	3	0	100.0	34	0	24	0-0	195.2
Indiana	0	2	0	0.0	0	0	0	0-0	0.0
UCLA	2	7	1	28.6	32	0	24	1-3	38.4
Iowa	0	1	0	0.0	0	0	0	0-0	0.0
Totals	10	18	1	55.6	101	0	24	1-3	91.6

#19 Jalyn Gramstad	Comp	Att	Int	Pct	Yards	TD	Long	Sacked	Effic.
UTEP	1	3	0	33.3	11	0	11	0-0	64.1
Totals	1	3	0	33.3	11	0	11	0-0	64.1

#13 Brian Buschini	Comp	Att	Int	Pct	Yards	TD	Long	Sacked	Effic.
Rutgers	1	1	0	100.0	30	0	30	0-0	352.0
Totals	1	1	0	100.0	30	0	30	0-0	352.0

PUNT RETURNS	No-Yds/TD	UTEP	COLO	UNI	ILL	PUR	RUT	IND	OSU	UCLA	USC	WIS	IOWA	BOWL
Isaiah Garcia-Castaneda	11-60	3-25	2-16	1-2	-	3-9	-	1-5	1-3	-	-	-	-	
Jacory Barney Jr.	3-13	-	-	-	-	-	-	-	-	-	2-4	1-9	-	
Vincent Shavers Jr.	1-0	-	-	-	-	-	-	-	-	-	-	-	1-0	

KO RETURNS	No-Yds/TD	UTEP	COLO	UNI	ILL	PUR	RUT	IND	OSU	UCLA	USC	WIS	IOWA	BOWL
Jacory Barney Jr.	13-268	3-75	2-35	-	1-26	1-8	-	2-20	-	-	1-23	1-45	2-36	
Kwinten Ives	3-58	-	DNP	DNP	DNP	DNP	-	1-40	1-0	1-18	-	-	-	
Rahmir Johnson	2-29	-	-	-	-	-	2-29	-	DNP	-	DNP	DNP	-	
Emmett Johnson	2-24	-	-	-	-	-	-	2-24	-	-	-	-	-	
Barret Liebenbritt	1-8	-	-	-	-	-	-	1-8	DNP	DNP	DNP	DNP	DNP	

DEFENSIVE STATISTICS

NAME	GP	-----TACKLES-----			TFL-YDS	-SACKS-	---PASS DEF---			---FUMBLES---		BLKD	
		SOLO	AST	TOTAL			NO-YARDS	INT-YDS	BRUP	QBH	RCV-YDS	FF	KICK
2 Isaac Gifford	12	31	38	69	4-8	.	.	1	1
8 DeShon Singleton	12	43	24	67	1-1	.	1-7	2	.	1-0	.	.	.
5 John Bullock	12	33	32	65	9-20	3-7	1-35	5	2	.	1	.	.
42 Mikai Gbayer	12	20	29	49	6-16	1-9	.	3	3	2-0	.	.	.
7 Malcolm Hartzog Jr.	11	32	11	43	2-4	.	4-75	4
15 Ceyair Wright	12	27	8	35	1-5	1-5	2-45	5	1	.	1	1	.
9 Ty Robinson	12	20	13	33	11-56	6-49	.	3	6	.	1	1	1
3 Marques Buford Jr.	12	17	15	32	1-3	.	1-4	5
56 Stefon Thompson	11	7	20	27	.	.	.	2	.	1-0	.	.	.
33 Javin Wright	8	13	13	26	1-7	.	.	1
48 MJ Sherman	12	15	11	26	5-22	3.5-21	.	.	4
0 Nash Hutmacher	12	15	9	24	4-19	2-15	.	.	1	.	1	.	.
10 Jimari Butler	11	12	10	22	7-23	2-10	.	.	5	1-0	.	.	.
6 Tommi Hill	7	10	11	21	0.5-0	.	1-7	1
1 Vincent Shavers Jr.	12	8	11	19	0.5-1
90 James Williams	12	9	5	14	5.5-31	5-29	.	.	4
11 Cameron Lenhardt	12	6	7	13	2-5	0.5-3	.	.	2
18 Princewill Umanmielen	12	5	8	13	2.5-12	0.5-3	.	1	2
16 Elijah Jeudy	12	7	4	11	2-4	.	.	.	1
25 Jeremiah Charles	12	3	7	10	.	.	.	1
97 Keona Davis	11	5	4	9	1.5-1
12 Willis McGahee IV	11	5	4	9	1.5-9	1-8	.	1	2	.	2	.	.
31 Mario Buford	10	5	2	7	.	.	.	1
24 Derek Branch	11	1	5	6	0.5-1	.	.	1
58 Mason Goldman	7	4	1	5	1-4	1-4
32 Rahmir Stewart	5	3	2	5	.	.	1-18
93 Kai Wallin	11	.	4	4	0.5-6	0.5-6
47 Gage Stenger	6	2	1	3
26 Koby Bretz	5	3	.	3	1-1
13 Brian Buschini	12	3	.	3
99 Dylan Parrott	12	1	1	2
50 Noah Bustard	1	.	2	2
14 Amare Sanders	4	1	1	2	.	.	.	1
94 Aidan Flege	10	1	1	2
37 Donovan Jones	4	.	2	2
44 Riley Van Poppel	4	2	.	2	1-2
17 Jacory Barney Jr.	12	1	.	1
35 Caleb Benning	2	.	1	1
29 Carter Nelson	12	1	.	1
23 Blye Hill	2	1	.	1
90 John Hohl	12	1	.	1
30 Vincent Genatone	12	1	.	1
81 Ismael Smith Flores	2	1	.	1	1-4
52 Dylan Rogers	4	.	1	1
22 Maverick Noonan	3	1	.	1	1-5
92 Sua Lefotu	2	.	1	1
55 Vincent Jackson	10	.	1	1
54 Jacob Bower	6	.	1	1
21 Emmett Johnson	12	1	.	1
16 Janiran Bonner	12	1	.	1
39 Taveon Thompson	3	1	.	1
59 Grant Buda	2	.	1	1
87 Nate Boerkircher	12	1	.	1
18 Isaiah Neyor	12	1	.	1
14 Rahmir Johnson	9	1	.	1
Totals	12	382	322	704	74-270	27-169	11-191	38	34	5-0	6	2	1
Opponents	12	492	306	798	69-262	27-184	11-145	36	31	6-0	12	5	0

DEFENSIVE STATISTICS

SPECIAL TEAM TACKLES	UA-A	UTEP	COLO	UNI	ILL	PUR	RUT	IND	OSU	UCLA	USC	WIS	IOWA	BOWL
Ceyair Wright	4-3/7	-	1-0/1	-	1-1/2	-	0-1/1	2-0/2	-	0-1/1	-	-	-	-
Vincent Shavers Jr.	4-2/6	1-0/1	-	2-0/2	1-0/1	-	-	-	-	-	0/1-1	-	0-1/1	-
Brian Buschini	3-1/4	-	-	-	1-1/2	2-0/2	-	-	-	-	-	-	-	-
Jeremiah Charles	1-3/4	-	0-1/1	-	-	-	-	-	-	-	0-1/1	1-1/2	-	-
Gage Stenger	2-1/3	1-0/1	-	-	1-1/2	-	-	-	-	-	-	-	-	-
Isaac Gifford	0-3/3	-	0-2/2	-	-	-	0-1/1	-	-	-	-	-	-	-
Mikai Gbayor	1-1/2	-	1-0/1	-	-	-	0-1/1	-	-	-	-	-	-	-
Aidan Flege	1-1/2	1-0/1	-	-	-	-	-	-	-	-	0-1/1	-	-	-
Malcolm Hartzog Jr.	1-1/2	-	-	-	-	-	0-1/1	-	1-0/1	-	-	-	-	-
Derek Branch	0-2/2	-	-	-	-	-	-	-	-	-	0-1/1	0-1/1	-	-
DeShon Singleton	2-0/2	-	1-0/1	-	-	-	-	-	-	-	-	-	-	1-0/1
Marques Buford Jr.	1-1/2	-	-	-	-	-	-	-	-	-	-	-	-	1-1/2
Taveon Thompson	1-0/1	1-0/1	-	-	-	-	-	-	-	-	-	-	-	-
John Hohl	1-0/1	-	1-0/1	-	-	-	-	-	-	-	-	-	-	-
Koby Bretz	1-0/1	-	-	1-0/1	-	-	-	-	-	-	-	-	-	-
Dylan Rogers	0-1/1	-	0-1/1	-	-	-	-	-	-	-	-	-	-	-
Nate Boerkircher	1-0/1	-	-	-	-	-	1-0/1	-	-	-	-	-	-	-
Mason Goldman	1-0/1	-	-	-	-	-	-	-	1-0/1	-	-	-	-	-
MJ Sherman	1-0/1	-	-	-	-	-	-	-	1-0/1	-	-	-	-	-
John Bullock	0-1/1	-	-	-	-	-	-	-	-	0-1/1	-	-	-	-
Janiran Bonner	1-0/1	-	-	-	-	-	-	-	-	1-0/1	-	-	-	-
Vincent Genatone	1-0/1	-	-	-	-	-	-	-	-	-	-	-	1-0/1	-
Javin Wright	0-1/1	-	-	-	-	-	-	-	-	-	-	0-1/1	-	-
Donovan Jones	0-1/1	-	-	-	-	-	-	-	-	-	-	-	0-1/1	-
Caleb Benning	0-1/1	-	-	-	-	-	-	-	-	-	-	-	0-1/1	-
Carter Nelson	1-0/1	-	-	-	-	-	-	-	-	-	-	-	1-0/1	-

INDIVIDUAL DEFENSE GAME BY GAME

PLAYER	UA-A	TOTAL	UTEP	COLO	UNI	ILL	PUR	RUT	IND	OSU	UCLA	USC	WIS	IOWA BOWL
Isaac Gifford	31-38	69	0-1	2-4	4-6	2-3	0-2	4-4	5-3	1-3	5-4	3-3	1-5	4-0
DeShon Singleton	43-24	67	1-1	5-1	2-4	3-3	3-1	4-1	3-0	6-4	8-0	4-2	1-5	3-2
John Bullock	33-32	65	0-2	4-1	2-7	6-3	3-1	2-2	1-2	1-4	4-4	5-2	2-2	3-2
Mikai Gbayer	20-29	49	2-3	3-3	0-4	3-3	2-3	1-3	3-1	0-1	1-3	3-2	0-3	2-0
Malcolm Hartzog Jr.	32-11	43	5-0	2-1	0-2	2-2	4-0	3-1	2-1	2-0	DNP	5-1	3-2	4-1
Ceyair Wright	27-8	35	-	1-0	-	4-2	5-0	2-2	6-0	3-0	2-1	4-0	0-2	0-1
Ty Robinson	20-13	33	2-0	2-0	0-2	2-1	1-1	2-1	2-0	1-2	3-1	2-0	1-4	2-1
Marques Buford Jr.	17-15	32	1-2	3-0	2-2	2-1	0-1	0-1	2-0	0-2	2-2	3-1	0-2	2-1
Stefon Thompson	7-20	27	1-1	-	0-6	1-4	DNP	1-0	0-3	0-2	0-2	1-1	2-1	1-0
MJ Sherman	15-11	26	2-0	1-0	0-1	2-4	2-1	1-0	-	3-0	1-0	1-2	1-2	1-1
Javin Wright	13-13	26	DNP	DNP	DNP	DNP	1-2	2-2	3-1	1-0	2-2	2-1	1-4	1-1
Nash Hutmacher	15-9	24	1-2	3-0	-	2-2	2-1	2-1	-	1-0	0-1	2-0	1-1	1-1
Jimari Butler	12-10	22	1-0	1-1	DNP	1-2	2-0	0-1	-	4-1	0-2	2-1	1-1	0-1
Tommi Hill	10-11	21	0-1	4-2	2-3	2-0	DNP	DNP	1-1	DNP	0-3	1-1	DNP	DNP
Vincent Shavers Jr.	8-11	19	2-1	-	2-0	1-0	0-1	0-1	2-0	-	1-1	0-4	0-2	0-1
James Williams	9-5	14	-	-	1-1	0-1	2-0	4-1	0-1	-	-	1-1	-	1-0
Cameron Lenhardt	6-7	13	0-1	2-2	0-3	1-0	1-1	-	-	1-0	-	1-0	-	-
Princewill Umanmielen	5-8	13	1-1	0-1	-	2-0	1-0	1-1	0-1	-	0-1	-	0-3	-
Elijah Jeudy	7-4	11	0-1	-	1-0	-	1-0	1-1	-	1-0	-	-	2-1	1-1
Jeremiah Charles	3-7	10	0-1	0-1	1-0	-	0-1	-	0-1	-	1-1	0-1	1-1	-
Willis McGahee IV	5-4	9	2-0	1-0	-	DNP	0-2	-	-	1-1	1-0	-	0-1	-
Keona Davis	5-4	9	-	1-0	1-1	-	2-0	0-1	-	DNP	-	0-1	1-1	-
Mario Buford	5-2	7	-	-	2-1	DNP	2-0	-	1-1	-	-	-	-	DNP
Derek Branch	1-5	6	1-0	DNP	0-2	-	-	-	0-1	-	-	0-1	0-1	-
Mason Goldman	4-1	5	2-0	DNP	1-1	DNP	DNP	DNP	-	1-0	-	-	-	DNP
Rahmir Stewart	3-2	5	2-0	DNP	0-2	DNP	DNP	-	1-0	DNP	-	DNP	DNP	DNP
Kai Wallin	0-4	4	-	-	0-2	-	0-1	-	0-1	-	-	-	-	DNP
Brian Buschini	3-0	3	-	-	-	1-0	2-0	-	-	-	-	-	-	-
Koby Bretz	3-0	3	-	-	1-0	DNP	-	DNP	2-0	DNP	DNP	DNP	DNP	DNP
Gage Stenger	2-1	3	1-0	-	-	1-1	-	-	DNP	DNP	DNP	DNP	DNP	DNP
Riley Van Poppel	2-0	2	-	-	DNP	DNP	DNP	1-0	DNP	DNP	DNP	DNP	DNP	1-0
Amare Sanders	1-1	2	-	-	1-1	DNP	DNP	DNP	DNP	DNP	DNP	DNP	DNP	-
Aidan Flege	1-1	2	1-0	DNP	-	-	-	DNP	-	-	-	0-1	-	-
Dylan Parrott	1-1	2	-	-	1-0	-	-	-	0-1	-	-	-	-	-
Donovan Jones	0-2	2	0-1	DNP	DNP	DNP	DNP	DNP	DNP	DNP	-	-	0-1	DNP
Noah Bustard	0-2	2	0-2	DNP	DNP	DNP	DNP	DNP	DNP	DNP	DNP	DNP	DNP	DNP
Rahmir Johnson	1-0	1	-	-	-	-	-	-	1-0	DNP	-	DNP	DNP	-
Janiran Bonner	1-0	1	-	-	-	-	-	-	-	-	1-0	-	-	-
Jacory Barney Jr.	1-0	1	-	-	-	-	-	-	1-0	-	-	-	-	-
Isaiah Neyor	1-0	1	-	-	-	-	-	-	-	-	-	1-0	-	-
Emmett Johnson	1-0	1	-	-	-	-	-	1-0	-	-	-	-	-	-
Maverick Noonan	1-0	1	1-0	DNP	-	DNP	DNP	DNP	DNP	DNP	DNP	DNP	-	DNP
Blye Hill	1-0	1	DNP	DNP	DNP	DNP	DNP	DNP	DNP	DNP	-	DNP	1-0	DNP
Carter Nelson	1-0	1	-	-	-	-	-	-	-	-	-	-	1-0	-
Vincent Genatone	1-0	1	-	-	-	-	-	-	-	-	-	-	1-0	-
Taveon Thompson	1-0	1	1-0	-	DNP	DNP	DNP	DNP	DNP	DNP	DNP	DNP	-	DNP
Ismael Smith Flores	1-0	1	1-0	DNP	-	DNP	DNP	DNP	DNP	DNP	DNP	DNP	DNP	DNP
Nate Boerkircher	1-0	1	-	-	-	-	-	1-0	-	-	-	-	-	-
John Hohl	1-0	1	-	1-0	-	-	-	-	-	-	-	-	-	-
Caleb Benning	0-1	1	DNP	DNP	DNP	DNP	DNP	DNP	DNP	DNP	DNP	DNP	0-1	-
Dylan Rogers	0-1	1	-	0-1	-	DNP	-	DNP	DNP	DNP	DNP	DNP	DNP	DNP
Jacob Bower	0-1	1	-	-	0-1	-	-	-	DNP	DNP	DNP	DNP	DNP	DNP
Vincent Jackson	0-1	1	-	-	-	-	0-1	-	-	-	DNP	-	-	DNP
Grant Buda	0-1	1	0-1	DNP	DNP	DNP	DNP	DNP	DNP	DNP	DNP	DNP	-	DNP
Sua Lefotu	0-1	1	DNP	DNP	DNP	DNP	DNP	-	0-1	DNP	DNP	DNP	DNP	DNP



INDIVIDUAL DEFENSE GAME BY GAME

TACKLES FOR LOSS	UA-A	TOTAL	UTEP	COLO	UNI	ILL	PUR	RUT	IND	OSU	UCLA	USC	WIS	IOWA	BOWL
Ty Robinson	11-0	11.0	2.0-8	1.0-9	-	-	1.0-8	2.0-10	-	1.0-1	2.0-9	1.0-10	-	1.0-1	-
John Bullock	8-2	9.0	-	2.0-5	1.0-1	1.0-2	1.0-3	-	-	-	1.0-4	-	1.5-3	1.5-2	-
Jimari Butler	6-2	7.0	-	1.0-2	DNP	-	1.0-5	0.5-0	-	3.0-13	-	1.0-3	-	0.5-0	-
Mikai Gbayor	5-2	6.0	1.5-2	1.0-2	-	-	-	-	2.0-10	-	1.0-2	-	0.5-0	-	-
James Williams	5-1	5.5	-	-	-	-	2.0-7	2.0-16	0.5-2	-	-	-	-	1.0-6	-
MJ Sherman	4-2	5.0	-	1.0-5	-	-	1.5-14	-	-	2.0-3	-	-	-	0.5-0	-
Nash Hutmacher	4-0	4.0	1.0-1	1.0-11	-	-	-	1.0-4	-	-	-	1.0-3	-	-	-
Isaac Gifford	3-2	4.0	-	-	1.5-2	-	-	1.5-4	-	-	-	-	-	1.0-2	-
Princewill Umanmielen	1-3	2.5	0.5-1	0.5-3	-	-	1.0-7	-	0.5-1	-	-	-	-	-	-
Malcolm Hartzog Jr.	2-0	2.0	-	-	-	-	-	-	-	-	DNP	-	-	2.0-4	-
Cameron Lenhardt	1-2	2.0	0.5-1	1.5-4	-	-	-	-	-	-	-	-	-	-	-
Elijah Jeudy	1-2	2.0	0.5-2	-	-	-	-	1.0-1	-	-	-	-	-	0.5-1	-
Willis McGahee IV	1-1	1.5	-	1.0-8	-	DNP	-	-	-	-	-	-	0.5-1	-	-
Keona Davis	1-1	1.5	-	-	-	-	1.0-1	-	-	DNP	-	-	0.5-0	-	-
Marques Buford Jr.	1-0	1.0	-	-	-	-	-	-	-	-	-	1.0-3	-	-	-
DeShon Singleton	1-0	1.0	-	-	-	-	-	1.0-1	-	-	-	-	-	-	-
Ceyair Wright	1-0	1.0	-	-	-	1.0-5	-	-	-	-	-	-	-	-	-
Maverick Noonan	1-0	1.0	1.0-5	DNP	-	DNP	DNP	DNP	DNP	DNP	DNP	DNP	-	DNP	-
Koby Bretz	1-0	1.0	-	-	-	DNP	-	DNP	1.0-1	DNP	DNP	DNP	DNP	DNP	-
Javin Wright	1-0	1.0	DNP	DNP	DNP	DNP	-	-	-	1.0-7	-	-	-	-	-
Riley Van Poppel	1-0	1.0	-	-	DNP	DNP	DNP	-	DNP	DNP	DNP	DNP	DNP	1.0-2	-
Mason Goldman	1-0	1.0	1.0-4	DNP	-	DNP	DNP	DNP	-	-	-	-	-	DNP	-
Ismael Smith Flores	1-0	1.0	1.0-4	DNP	-	DNP	DNP	DNP	DNP	DNP	DNP	DNP	DNP	DNP	-
Vincent Shavers Jr.	0-1	0.5	-	-	-	-	-	-	-	-	-	0.5-1	-	-	-
Tommi Hill	0-1	0.5	-	-	-	-	DNP	DNP	-	DNP	-	0.5-0	DNP	DNP	-
Derek Branch	0-1	0.5	-	DNP	0.5-1	-	-	-	-	-	-	-	-	-	-
Kai Wallin	0-1	0.5	-	-	-	-	0.5-6	-	-	-	-	-	-	DNP	-

SACKS	UA-A	TOTAL	UTEP	COLO	UNI	ILL	PUR	RUT	IND	OSU	UCLA	USC	WIS	IOWA	BOWL
Ty Robinson	6-0	6	1-5	1-9	-	-	1-8	1-9	-	-	1-8	1-10	-	-	-
James Williams	5-0	5	-	-	-	-	2-7	2-16	-	-	-	-	-	1-6	-
MJ Sherman	3-1	3.5	-	1-5	-	-	1.5-14	-	-	1-2	-	-	-	-	-
John Bullock	3-0	3	-	-	1-1	1-2	-	-	-	-	1-4	-	-	-	-
Nash Hutmacher	2-0	2	-	1-11	-	-	-	1-4	-	-	-	-	-	-	-
Jimari Butler	2-0	2	-	1-2	DNP	-	-	-	-	1-8	-	-	-	-	-
Willis McGahee IV	1-0	1	-	1-8	-	DNP	-	-	-	-	-	-	-	-	-
Ceyair Wright	1-0	1	-	-	-	1-5	-	-	-	-	-	-	-	-	-
Mikai Gbayor	1-0	1	-	-	-	-	-	-	1-9	-	-	-	-	-	-
Mason Goldman	1-0	1	1-4	DNP	-	DNP	DNP	DNP	-	-	-	-	-	DNP	-
Cameron Lenhardt	0-1	0.5	-	0.5-3	-	-	-	-	-	-	-	-	-	-	-
Princewill Umanmielen	0-1	0.5	-	0.5-3	-	-	-	-	-	-	-	-	-	-	-
Kai Wallin	0-1	0.5	-	-	-	-	0.5-6	-	-	-	-	-	-	DNP	-

INT RETURNS	NO-YDS	UTEP	COLO	UNI	ILL	PUR	RUT	IND	OSU	UCLA	USC	WIS	IOWA	BOWL
Malcolm Hartzog Jr.	4-75	1-0	-	1-15	-	-	-	1-26	1-34	DNP	-	-	-	-
Ceyair Wright	2-45	-	-	-	-	-	1-0	-	-	-	1-45	-	-	-
John Bullock	1-35	-	-	-	-	1-35	-	-	-	-	-	-	-	-
Rahmir Stewart	1-18	1-18	DNP	-	DNP	DNP	-	-	DNP	-	DNP	DNP	DNP	-
Tommi Hill	1-7	-	1-7	-	-	DNP	DNP	-	DNP	-	-	DNP	DNP	-
DeShon Singleton	1-7	-	-	-	-	-	-	-	-	-	-	-	1-7	-
Marques Buford Jr.	1-4	-	-	-	-	-	1-4	-	-	-	-	-	-	-

FORCED FUMBLES	NO	UTEP	COLO	UNI	ILL	PUR	RUT	IND	OSU	UCLA	USC	WIS	IOWA	BOWL
Willis McGahee IV	2	-	1	-	DNP	-	-	-	1	-	-	-	-	-
Nash Hutmacher	1	-	-	-	-	-	-	-	-	-	-	1	-	-
John Bullock	1	-	-	-	1	-	-	-	-	-	-	-	-	-
Ty Robinson	1	-	-	-	-	-	-	-	-	-	1	-	-	-
Ceyair Wright	1	-	-	-	1	-	-	-	-	-	-	-	-	-

FUMBLE RETURNS	NO-YDS	UTEP	COLO	UNI	ILL	PUR	RUT	IND	OSU	UCLA	USC	WIS	IOWA	BOWL
Mikai Gbayor	2-0	-	-	-	1-0	-	-	-	-	-	1-0	-	-	-
DeShon Singleton	1-0	-	-	-	1-0	-	-	-	-	-	-	-	-	-
Jimari Butler	1-0	-	1-0	DNP	-	-	-	-	-	-	-	-	-	-
Stefon Thompson	1-0	-	-	-	-	DNP	-	-	-	-	-	1-0	-	-



TEAM GAME BY GAME

DATE	OPPONENT	RUSHING				RECEIVING				PASSING				KICK RET.				PUNT RET.				TOTAL OFF.
		NO.	YDS	TD	LG	NO.	YDS	TD	LG	CMP	ATT	INT	YDS	TD	LG	NO	YDS	TD	LG	NO	YDS	
8/31/24	UTEP	47	223	3	42	25	284	2	59	25-36-0	284	2	59	3	75	0	35	3	25	0	13	507
9/7/24	Colorado	35	149	2	21	23	185	1	36	23-30-0	185	1	36	2	35	0	19	2	16	0	12	334
9/14/24	UNI	22	142	2	38	20	281	2	59	20-26-1	281	2	59	0	0	0	0	1	2	0	2	423
9/20/24	Illinois	33	48	0	14	24	297	3	44	24-35-1	297	3	44	1	26	0	26	0	0	0	0	345
9/28/24	at Purdue	32	161	2	31	17	257	1	27	17-27-0	257	1	27	1	8	0	8	3	9	0	8	418
10/5/24	Rutgers	42	97	2	18	14	164	0	36	14-28-1	164	0	36	2	29	0	17	0	0	0	0	261
10/19/24	at Indiana	29	70	1	13	28	234	0	28	28-46-3	234	0	28	6	92	0	40	1	5	0	5	304
10/26/24	at Ohio St.	33	121	1	38	21	152	0	33	21-33-1	152	0	33	1	0	0	0	1	3	0	3	273
11/2/24	UCLA	38	113	2	14	16	209	1	40	16-34-2	209	1	40	1	18	0	18	0	0	0	0	322
11/16/24	at USC	25	119	0	20	27	191	1	29	27-38-2	191	1	29	1	23	0	23	2	4	0	4	310
11/23/24	Wisconsin	36	180	4	19	28	293	1	27	28-38-0	293	1	27	1	45	0	45	1	9	0	9	473
11/29/24	at Iowa	43	144	1	19	22	190	0	25	22-33-0	190	0	25	2	36	0	20	1	0	0	0	334
Nebraska		415	1567	20	42	265	2737	12	59	265-404-11	2737	12	59	21	387	0	45	15	73	0	13	4304
Opponents		364	1269	6	57	216	2516	23	72	216-338-11	2516	23	72	24	536	0	61	18	217	0	37	3785

DATE	OPPONENT	TACKLES				SACKS		FUMBLE		INT-YDS	QBH	PBU	BLKD KICK	KICKS-XPTS			PTS OFF	
		SOL	AST	TOT	TFL-YDS	NO-YDS	FF	FR-YDS	ATT-MAD					RUN	RCV	SAF	TO	
8/31/24	UTEP	31	22	53	9.0-28	2-9	0	0-0	2-18	0	2	0	5-5	0	0	1	7	
9/7/24	Colorado	37	16	53	10.0-49	6-41	1	1-0	1-7	10	4	1	4-4	0	0	0	7	
9/14/24	UNI	24	52	76	3.0-4	1-1	0	0-0	1-15	6	6	0	4-4	0	0	0	3	
9/20/24	Illinois	38	32	70	2.0-7	2-7	2	2-0	0-0	2	1	0	3-3	0	0	0	7	
9/28/24	at Purdue	37	18	55	9.0-51	5-35	0	0-0	1-35	0	3	0	4-4	0	0	0	7	
10/5/24	Rutgers	33	24	57	9.0-36	4-29	0	0-0	2-4	7	9	0	2-2	0	0	0	7	
10/19/24	at Indiana	36	20	56	4.0-14	1-9	0	0-0	1-26	0	3	0	1-1	0	0	0	0	
10/26/24	at Ohio St.	27	20	47	7.0-24	2-10	1	0-0	1-34	0	1	0	0-0	0	1	0	0	
11/2/24	UCLA	32	28	60	4.0-15	2-12	0	0-0	0-0	2	2	0	2-3	0	0	0	0	
11/16/24	at USC	41	26	67	5.0-20	1-10	1	1-0	1-45	3	2	1	2-2	0	0	0	7	
11/23/24	Wisconsin	21	46	67	3.0-4	0-0	1	1-0	1-7	3	3	0	5-5	0	0	0	3	
11/29/24	at Iowa	27	14	41	9.0-18	1-6	0	0-0	0-0	1	2	0	1-1	0	0	0	0	
Nebraska		382	322	704	74.0-270	27-169	6	5-0	11-191	34	38	2	33-34	0	1	1	48	
Opponents		492	306	798	69.0-262	27-184	12	6-0	11-145	31	36	5	29-29	0	1	0	38	

DATE	OPPONENT	PUNTING										FIELD GOALS			KICKOFFS				
		NO	YDS	AVG	LG	BLK	TB	FC	50+	120	ATT-MADE	LG	BLKD	NO	YDS	AVG	TB	OB	
8/31/24	UTEP	2	97	48.5	53	0	0	1	1	1	1-1	20	0	7	424	60.6	2	1	
9/7/24	Colorado	7	295	42.1	60	1	1	1	2	3	0-1	0	0	5	286	57.2	1	0	
9/14/24	UNI	0	0	0.0	0	0	0	0	0	0	2-2	31	0	7	430	61.4	3	0	
9/20/24	Illinois	3	151	50.3	53	0	0	0	2	0	1-2	21	0	5	310	62.0	2	0	
9/28/24	at Purdue	3	103	34.3	39	0	1	1	0	2	0-3	0	2	5	324	64.8	4	0	
10/5/24	Rutgers	8	290	36.3	69	2	0	1	2	2	0-0	0	0	3	193	64.3	2	0	
10/19/24	at Indiana	3	123	41.0	52	0	0	0	1	0	0-0	0	0	2	117	58.5	0	0	
10/26/24	at Ohio St.	6	245	40.8	52	0	1	2	1	1	3-3	54	0	4	253	63.3	2	0	
11/2/24	UCLA	3	167	55.7	64	0	0	1	3	1	0-0	0	0	4	256	64.0	3	0	
11/16/24	at USC	5	230	46.0	57	0	0	4	1	3	2-2	30	0	5	322	64.4	4	0	
11/23/24	Wisconsin	2	101	50.5	52	0	0	0	1	1	3-3	45	0	9	579	64.3	4	0	
11/29/2024	at Iowa	7	244	34.9	48	0	0	4	0	2	1-2	31	0	3	195	65.0	1	0	
Nebraska		49	2046	41.8	69	3	3	15	14	16	13-19	54	2	59	3689	62.5	28	1	
Opponents		53	2238	42.2	61	0	3	21	7	20	9-17	53	2	51	3088	60.5	25	2	



OPPONENT GAME BY GAME

DATE	OPPONENT	RUSHING				RECEIVING				PASSING				KICK RET.				PUNT RET.				TOTAL OFF.		
		NO.	YDS	TD	LG	NO.	YDS	TD	LG	CMP	ATT	INT	YDS	TD	LG	NO	YDS	TD	LG	NO	YDS		TD	LG
8/31/24	UTEP	24	56	0	13	16	149	1	38	16	26	2	149	1	38	3	48	0	18	1	29	0	29	205
9/7/24	Colorado	22	16	0	17	23	244	1	30	23	40	1	244	1	30	3	99	0	61	3	14	0	14	260
9/14/24	UNI	39	139	0	11	16	162	0	21	16	32	1	162	0	21	3	36	0	26	0	0	0	0	301
9/20/24	Illinois	39	166	0	21	21	215	4	29	21	27	0	215	4	29	3	59	0	24	3	60	0	37	381
9/28/24	at Purdue	31	50	0	13	18	174	1	19	18	25	1	174	1	19	1	27	0	22	0	0	0	0	224
10/5/24	Rutgers	32	78	0	17	15	186	1	43	15	37	2	186	1	43	0	0	0	0	3	27	0	15	264
10/19/24	at Indiana	33	215	5	43	24	280	3	36	24	30	1	280	3	36	0	0	0	0	2	20	0	20	495
10/26/24	at Ohio St.	31	64	0	15	13	221	3	60	13	16	1	221	3	60	2	33	0	18	1	8	0	8	285
11/2/24	UCLA	30	139	0	57	17	219	2	48	17	25	0	219	2	48	1	17	0	17	1	16	0	16	358
11/16/24	at USC	32	182	1	34	25	259	3	48	25	35	1	259	3	48	1	32	0	32	1	9	0	9	441
11/23/24	Wisconsin	25	115	0	32	20	292	3	58	20	30	1	292	3	58	5	129	0	44	1	9	0	9	407
11/29/24	at Iowa	26	49	0	25	8	115	1	72	8	15	1	115	1	72	2	56	0	32	1	25	0	25	164
Opponents		364	1269	6	57	216	2516	23	72	216	338	11	2516	23	72	24	536	0	61	18	217	0	37	3785
Nebraska		415	1567	20	42	265	2737	12	59	265	404	11	2737	12	59	21	387	0	45	15	73	0	13	4304

DATE	OPPONENT	TACKLES				SACKS	FUMBLE		INT-YDS	QBH	PBU	BLKD KICK	KICKS-XPTS			PTS OFF	
		SOL	AST	TOT	TFL-YDS		NO-YDS	FF					FR-YDS	ATT-MAD	RUN	RCV	SAF
8/31/24	UTEP	52	42	94	3.0-8	1-6	1	1-0	0-0	2	2	0	1-1	0	0	0	0
9/7/24	Colorado	45	18	63	7.0-18	0-0	0	0-0	0-0	4	2	1	1-1	0	0	0	0
9/14/24	UNI	29	14	43	2.0-4	0-0	0	0-0	1-0	1	2	0	0-0	0	0	0	0
9/20/24	Illinois	35	30	65	8.0-58	6-55	3	0-0	1-0	2	4	0	4-4	0	0	0	0
9/28/24	at Purdue	34	26	60	2.0-10	1-8	0	0-0	0-0	3	3	2	1-1	0	0	0	0
10/5/24	Rutgers	42	20	62	7.0-36	4-33	0	0-0	1-23	3	5	2	1-1	0	0	0	0
10/19/24	at Indiana	45	30	75	7.0-24	2-11	2	2-0	3-84	2	2	0	8-8	0	0	0	28
10/26/24	at Ohio St.	39	20	59	13.0-39	3-21	1	0-0	1-0	0	1	0	3-3	0	0	0	0
11/2/24	UCLA	34	28	62	7.0-29	4-23	0	0-0	2-38	7	7	0	3-3	0	0	0	7
11/16/24	at USC	44	18	62	5.0-11	2-6	0	0-0	2-0	1	4	0	4-4	0	0	0	0
11/23/24	Wisconsin	42	30	72	0.0-0	0-0	1	1-0	0-0	1	2	0	2-2	0	1	0	0
11/29/24	at Iowa	51	30	81	8.0-25	4-21	4	2-0	0-0	5	2	0	1-1	0	0	0	3
Opponents		492	306	798	69.0-262	27-184	12	6-0	11-145	31	36	5	29-29	0	1	0	38
Nebraska		382	322	704	74.0-270	27-169	6	5-0	11-191	34	38	2	33-34	0	1	1	48

DATE	OPPONENT	PUNTING										FIELD GOALS			KICKOFFS				
		NO	YDS	AVG	LG	BLK	TB	FC	50+	120	ATT-MADE	LG	BLKD	NO	YDS	AVG	TB	OB	
8/31/24	UTEP	6	235	39.2	41	0	0	2	0	1	0-0	0	0	4	181	45.3	1	0	
9/7/24	Colorado	5	220	44.0	54	0	0	1	1	2	1-3	27	1	3	169	56.3	0	0	
9/14/24	UNI	4	134	33.5	36	0	0	1	0	1	1-1	31	0	2	130	65.0	2	0	
9/20/24	Illinois	2	74	37.0	41	0	0	1	0	2	1-1	26	0	5	323	64.6	4	0	
9/28/24	at Purdue	6	258	43.0	49	0	0	1	0	0	1-2	45	0	3	165	55.0	1	0	
10/5/24	Rutgers	4	172	43.0	44	0	2	0	0	2	0-1	0	0	2	118	59.0	0	0	
10/19/24	at Indiana	1	32	32.0	32	0	0	0	0	0	0-0	0	0	9	531	59.0	2	1	
10/26/24	at Ohio St.	5	235	47.0	61	0	0	3	1	2	0-1	0	0	4	251	62.8	3	0	
11/2/24	UCLA	5	208	41.6	47	0	1	4	0	2	2-2	26	0	6	389	64.8	5	0	
11/16/24	at USC	4	207	51.8	60	0	0	1	3	4	0-1	0	1	5	325	65.0	4	0	
11/23/24	Wisconsin	2	99	49.5	56	0	0	1	1	1	1-3	33	0	5	314	62.8	2	1	
11/29/24	at Iowa	9	364	40.4	54	0	0	6	1	3	2-2	53	0	3	192	64.0	1	0	
Opponents		53	2238	42.2	61	0	3	21	7	20	9-17	53	2	51	3088	60.5	25	2	
Nebraska		49	2046	41.8	69	3	3	15	14	16	13-19	54	2	59	3689	62.5	28	1	

TEAM COMPARISON

OPPONENT	SCORE	1ST DNS (RUN/PASS/PEN.)	RUSHING	PASSING	PASS YDS	TOTAL OFFENSE	RET YDS	T/O
UTEP	40-7	30/12 (11/5; 14/7; 5/0)	47-223/24-56	25-36-0/16-26-2	284/149	83-507/50-205	118/77	1/2
Colorado	28-10	22/15 (10/3; 7/11; 5/1)	35-149/22-16	23-30-0/23-40-1	185/244	65-334/62-260	58/113	0/2
UNI	34-3	22/18 (7/6; 13/9; 2/3)	22-142/39-139	20-26-1/16-32-1	281/162	48-423/71-301	17/36	1/1
Illinois	24-31	20/25 (7/9; 13/11; 0/5)	33-48/39-166	24-35-1/21-27-0	297/215	68-345/66-381	26/119	1/2
at Purdue	28-10	26/12 (6/4; 12/8; 8/0)	32-161/31-50	17-27-0/18-25-1	257/174	59-418/56-224	52/27	0/1
Rutgers	14-7	15/18 (10/6; 5/9; 0/3)	42-97/32-78	14-28-1/15-37-2	164/186	70-261/69-264	33/50	1/2
Indiana	7-56	20/24 (8/9; 10/12; 2/3)	29-70/33-215	28-46-3/24-30-1	234/280	75-304/63-495	123/104	5/1
Ohio St.	17-21	18/11 (7/4; 8/6; 3/1)	33-121/31-64	21-33-1/13-16-1	152/221	66-273/47-285	37/41	1/1
UCLA	20-27	21/17 (10/5; 7/11; 4/1)	38-113/30-139	16-34-2/17-25-0	209/219	72-322/55-358	18/71	2/0
at USC	20-28	19/22 (8/9; 10/11; 1/2)	25-119/32-182	27-38-2/25-35-1	191/259	63-310/67-441	72/41	2/2
Wisconsin	44-25	29/15 (10/4; 15/9; 4/2)	36-180/25-115	28-38-0/20-30-1	293/292	74-473/55-407	61/138	1/2
at Iowa	10-13	20/5 (10/2; 9/3; 1/0)	43-144/26-49	22-33-0/8-15-0	190/115	76-334/41-164	36/81	2/0
Totals	286-238	262/194 (104/66; 123/107; 35/21)	415-1567/364-1269	265-404-11/216-338-11	2737/2516	819-4304/702-3785	651/898	17/16

Note: Game totals are displayed in the format NEBRASKA/OPPONENT for each category

OPPONENT	3RD DOWN	4TH DOWN	TIME POSS	MARGIN	YDS/RUSH	YDS/PASS	YDS/PLAY	PUNTING	PENALTIES	SACKS
UTEP	11-17/3-10	0-2/0-0	38:32/21:28	17:04	4.7/2.3	7.9/5.7	6.1/4.1	2-48.5/6-39.2	3-35.0/9-76.0	2/1
Colorado	3-12/4-14	0-0/1-3	35:21/24:39	10:42	4.3/0.7	6.2/6.1	5.1/4.2	7-42.1/5-44.0	12-105.0/9-104.0	6/0
UNI	4-7/6-16	0-1/2-4	21:53/38:07	-16:14	6.5/3.6	10.8/5.1	8.8/4.2	0-0.0/4-33.5	4-44.0/9-95.0	1/0
Illinois	8-15/7-13	0-1/2-3	30:21/29:39	00:42	1.5/4.3	8.5/8.0	5.1/5.8	3-50.3/2-37.0	10-89.0/3-20.0	2/6
at Purdue	1-8/7-15	1-1/0-0	30:18/29:42	00:36	5.0/1.6	9.5/7.0	7.1/4.0	3-34.3/6-43.0	11-94.0/13-165.0	5/1
Rutgers	7-19/2-14	3-3/2-6	31:35/28:25	03:10	2.3/2.4	5.9/5.0	3.7/3.8	8-36.3/4-43.0	7-37.0/4-28.0	4/4
Indiana	7-16/5-9	0-5/1-2	32:08/27:52	04:16	2.4/6.5	5.1/9.3	4.1/7.9	3-41.0/1-32.0	6-47.0/4-46.0	1/2
Ohio St.	5-16/1-10	0-1/1-2	35:07/24:53	10:14	3.7/2.1	4.6/13.8	4.1/6.1	6-40.8/5-47.0	7-62.0/3-36.0	2/3
UCLA	9-17/6-13	1-3/0-0	30:46/29:14	01:32	3.0/4.6	6.1/8.8	4.5/6.5	3-55.7/5-41.6	2-15.0/9-62.0	2/4
at USC	5-13/6-13	1-1/1-1	28:10/31:50	-03:40	4.8/5.7	5.0/7.4	4.9/6.6	5-46.0/4-51.8	5-40.0/5-70.0	1/2
Wisconsin	4-9/3-10	0-1/1-2	33:07/26:53	06:14	5.0/4.6	7.7/9.7	6.4/7.4	2-50.5/2-49.5	4-48.0/7-56.0	0/0
at Iowa	8-17/0-10	0-0/0-0	39:01/20:59	18:02	3.3/1.9	5.8/7.7	4.4/4.0	7-34.9/9-40.4	4-20.0/1-15.0	1/4
Totals	72-166 / 50-147	6-19 / 11-23	386:19 / 333:41	52:38	3.8/3.5	6.8/7.4	5.3/5.4	49-41.8/53-42.2	75-636.0/76-773.0	27/27

Note: Game totals are displayed in the format NEBRASKA/OPPONENT for each category

NEBRASKA RED ZONE CHART

NEBRASKA INSIDE OPPONENT RED-ZONE

DATE	OPPONENT	SCORE	TIMES		PTS	TOTAL RUSH PASS			-----FGs-----		----- FAILED TO SCORE INSIDE RZ -----				
			IN RZ	SCORED		TDS	TDS	TDS	MADE	MISS	DOWN	INT	FUMB	HALF	GAME
8/31/24	UTEP	W, 40-7	5	4	24	3	3	0	1	1	0	0	1	0	0
9/7/24	Colorado	W, 28-10	5	3	21	3	2	1	0	1	0	0	0	0	1
9/14/24	UNI	W, 34-3	4	4	20	2	1	1	2	2	0	0	0	0	0
9/20/24	Illinois	L, 24-31	4	4	24	3	0	3	1	1	0	0	0	0	0
9/28/24	at Purdue	W, 28-10	4	2	14	2	1	1	0	2	0	0	0	0	0
10/5/24	Rutgers	W, 14-7	2	2	14	2	2	0	0	0	0	0	0	0	0
10/19/24	at Indiana	L, 7-56	4	1	7	1	1	0	0	0	0	1	2	0	0
10/26/24	at Ohio St.	L, 17-21	4	3	14	1	1	0	2	2	1	0	0	0	0
11/2/24	UCLA	L, 20-27	4	3	20	3	2	1	0	0	1	0	0	0	0
11/16/24	at USC	L, 20-28	3	2	6	0	0	0	2	2	0	1	0	0	0
11/23/24	Wisconsin	W, 44-25	7	7	41	5	4	1	2	2	0	0	0	0	0
11/29/24	at Iowa	L, 10-13	3	2	10	1	1	0	1	2	0	0	0	0	0
Totals 37 of 49 (75.5%)			49	37	215	26	18	8	11	15	2	2	3	0	1

OPPONENT INSIDE NEBRASKA RED-ZONE

DATE	OPPONENT	SCORE	TIMES		PTS	TOTAL RUSH PASS			-----FGs-----		----- FAILED TO SCORE INSIDE RZ -----				
			IN RZ	SCORED		TDS	TDS	TDS	MADE	MISS	DOWN	INT	FUMB	HALF	GAME
8/31/24	UTEP	W, 40-7	0	0	0	0	0	0	0	0	0	0	0	0	0
9/7/24	Colorado	W, 28-10	3	2	10	1	0	1	1	2	0	0	0	0	0
9/14/24	UNI	W, 34-3	2	1	3	0	0	0	1	1	1	0	0	0	0
9/20/24	Illinois	L, 24-31	4	4	24	3	0	3	1	1	0	0	0	0	0
9/28/24	at Purdue	W, 28-10	2	1	7	1	0	1	0	1	0	0	0	0	0
10/5/24	Rutgers	W, 14-7	2	1	7	1	0	1	0	0	1	0	0	0	0
10/19/24	at Indiana	L, 7-56	7	7	49	7	4	3	0	0	0	0	0	0	0
10/26/24	at Ohio St.	L, 17-21	1	1	7	1	0	1	0	0	0	0	0	0	0
11/2/24	UCLA	L, 20-27	3	3	13	1	0	1	2	2	0	0	0	0	0
11/16/24	at USC	L, 20-28	4	3	21	3	1	2	0	1	0	0	0	0	0
11/23/24	Wisconsin	W, 44-25	3	2	10	1	0	1	1	2	0	0	0	0	0
11/29/24	Iowa	L, 10-13	1	1	3	0	0	0	1	1	0	0	0	0	0
Totals 26 of 32 (81.3%)			32	26	154	19	5	14	7	11	2	0	0	0	0

NEBRASKA & OPPONENT LONG PLAYS & DRIVE INFORMATION

LONG SEASON PLAYS (20 OR MORE YARDS)

	[-----NEBRASKA-----]				[-----OPPONENT-----]			
	RUSH	PASS	RET	TOT	RUSH	PASS	RET	TOT
UTEP	1	2	2	5	0	2	1	3
Colorado	1	2	0	3	0	4	2	6
Northern Iowa	2	3	0	5	0	1	1	2
Illinois	0	5	1	6	2	2	2	6
at Purdue	2	5	1	8	0	0	1	1
Rutgers	0	4	0	4	0	1	1	2
at Indiana	0	3	3	6	4	3	2	9
at Ohio State	1	2	1	4	0	3	0	3
UCLA	0	5	0	5	1	3	1	5
at USC	1	2	1	4	2	4	1	7
Wisconsin	0	5	1	6	1	5	3	9
at Iowa	0	3	1	4	1	1	2	4
TOTALS	8	41	11	60	11	29	17	57

LONG DRIVE SUPERLATIVES

	NEBRASKA	OPPONENT
Most Yards (Result)	86 vs. Colorado (TD)	88 at Indiana (TD)
Most Plays (Result)	19 vs. Illinois (FG)	16 vs. UNI (FG)
Most Time (Result)	9:26 vs. UTEP (FG)	10:08 vs. UNI (FG)

NEBRASKA LONG PLAYS (60; 8 RUNS; 41 PASSES; 11 RETURNS)

YDS	OPPONENT	PLAY	RESULT
59	UTEP	Pass (Raiola-Neyor)	Touchdown
59	UNI	Pass (Raiola-Lloyd)	1st-10
45	USC	IR (Wright)	Touchdown
45	Wisconsin	KOR (Barney)	1st-10
44	Illinois	Pass (Raiola-Neyor)	1st-10
42	UTEP	Rush (E. Johnson)	1st-Goal
40	Indiana	KOR (Ives)	1st-10
40	UCLA	Pass (Raiola-Barney)	1st-10
38	UNI	Rush (Dowdell)	1st-10
38	Ohio State	Rush (Raiola)	1st-10
37	UCLA	Pass (Raiola-Neyor)	1st-10
36	UNI	Rush (E. Johnson)	Touchdown
36	Colorado	Pass (Raiola-Lloyd)	1st-Goal
36	Rutgers	Pass (Raiola-R. Johnson)	1st-10
35	UTEP	KOR (Barney Jr.)	1st-10
35	Purdue	IR (Bullock)	Touchdown
34	Ohio State	IR (Hartzog)	1st-Goal
33	Ohio State	Pass (Raiola-Fidone)	1st-10
31	Purdue	Rush (Barney Jr.)	1st-10
31	Rutgers	Pass (Raiola-Banks)	1st-10
30	Rutgers	Pass (Buschini-Lloyd)	1st-10
29	Illinois	Pass (Raiola-Fidone)	1st-Goal
29	Illinois	Pass (Raiola-Neyor)	1st-10
29	USC	Pass (Raiola-Johnson)	Touchdown
28	Rutgers	Pass (Raiola-Barney)	1st-10
28	Indiana	Pass (Raiola-Fidone)	1st-10
27	UCLA	Pass (Raiola-Barney)	1st-Goal
27	Purdue	Pass (Raiola-Banks)	1st-10
27	Illinois	Pass (Raiola-Banks)	1st-10
27	Purdue	Pass (Raiola-E. Johnson)	1st-10
27	Wisconsin	Pass (Raiola-E. Johnson)	1st-10
26	Wisconsin	Pass (Raiola-Johnson)	1st-Goal
26	Illinois	KOR (Barney)	1st-10
26	Purdue	Pass (Raiola-Banks)	1st-10
26	Indiana	IR (Hartzog)	1st-10
25	Indiana	Pass (Raiola-Fidone)	1st-10
25	Purdue	Pass (Raiola-Lloyd)	1st-10
25	Purdue	Rush (Barney Jr.)	Touchdown
25	Colorado	Pass (Raiola-Boerkircher)	1st-10
25	Iowa	Pass (Raiola-Fidone II)	1st-10
24	UNI	Pass (Raiola-Nelson)	Touchdown
24	UNI	Pass (Haarberg-E. Johnson)	1st-10
24	UCLA	Pass (Haarberg-Neyor)	1st-10
24	USC	Pass (Raiola-Lloyd)	1st-10
23	USC	KOR (Barney)	1st-10
23	Indiana	Pass (Raiola-Fidone)	1st-10
23	Iowa	Pass (Raiola-Barney)	1st-10
22	Ohio State	Pass (Raiola-Banks)	1st-10
21	UTEP	Pass (Raiola-Banks)	Touchdown
21	UTEP	KOR (Barney Jr.)	1st-10
21	Colorado	Rush (Barney Jr.)	1st-10
21	Illinois	Pass (Raiola-Barney)	1st-10
21	Wisconsin	Pass (Raiola-Banks)	1st-Goal
21	Wisconsin	Pass (Raiola-Barney)	1st-10
20	Purdue	Pass (Raiola-Fidone)	1st-10
20	Indiana	KOR (Barney)	1st-10
20	UCLA	Pass (Raiola-Neyor)	1st-10
20	USC	Rush (Dowdell)	1st-10
20	Wisconsin	Pass (Raiola-Johnson)	1st-10
20	Iowa	Pass (Raiola-Boerkircher)	1st-10
20	Iowa	KOR (Barney)	1st-10

OPPONENT LONG PLAYS (57; 11 RUNS; 29 PASSES; 17 RETURNS)

YDS	OPPONENT	PLAY	RESULT
78	Indiana	IR (Asbury)	1st-10
72	Iowa	Pass (Stratton-Johnson)	Touchdown
61	Colorado	KOR (Horn Jr.)	1st-10
60	Ohio State	Pass (Howard-Smith)	Touchdown
58	Wisconsin	Pass (Lock-Anthony)	Touchdown
57	UCLA	Rush (Gerbers)	1st-10
48	UCLA	Pass (Garbers-Gilmer)	Touchdown
48	USC	Pass (Maiava-Robinson)	Touchdown
44	Wisconsin	KOR (Anthony)	1st-10
43	Indiana	Rush (Ellison)	1st-10
43	Rutgers	Pass (Kaliakmanis-Black)	1st-10
42	Wisconsin	Pass (Locke-Anthony)	1st-10
40	Ohio State	Pass (Howard-Tate)	Touchdown
38	UTEP	Pass (Locklear-Thomas)	Touchdown
37	Ohio State	Pass (Howard-Tate)	1st-10
37	Illinois	PR (Beaty)	1st-10
36	Indiana	Pass (Rourke-Cooper Jr.)	1st-Goal
35	Indiana	Pass (Jackson-Lawson)	1st-10
32	UNI	KOR (Pettinger)	1st-10
32	USC	KOR (Lemon)	1st-10
32	Wisconsin	KOR (Taylor)	1st-10
32	Wisconsin	Rush (Dupree)	1st-10
32	Iowa	KOR (Wetjen)	1st-10
31	Indiana	Rush (Ellison)	Touchdown
30	Colorado	Pass (Sanders-Sheppard)	1st-Goal
29	Purdue	KOR (Jackson)	1st-10
29	UTEP	PR (Thomas)	1st-10
29	Illinois	Pass (Altmyer-Arkin)	1st-10
29	Indiana	Rush (Lawson)	1st-10
38	UCLA	IR (Medrano)	Touchdown
28	USC	Pass (Maiava-Robinson)	1st-10
28	Indiana	Pass (Rourke-Sarrat)	1st-10
28	Colorado	Pass (Sanders-Hunter)	1st-10
27	Illinois	Pass (Altmyer-Bryant)	Touchdown
27	Wisconsin	Pass (Locke-Brooks)	1st-10
25	UCLA	Pass (Garbers-Gilmer)	1st-10
25	Iowa	PR (Wetjen)	1st-10
25	Iowa	Rush (Johnson)	1st-10
24	Illinois	KOR (Wilcher)	1st-10
24	USC	Rush (Marks)	1st-10
24	Wisconsin	Pass (Locke-Green)	Touchdown
23	USC	Pass (Maiava-Branch)	1st-10
23	Rutgers	INT (Dixon)	1st-10
22	Indiana	Pass (Rourke-Sarrat)	1st-10
22	UCLA	Pass (Garbers-Matavao)	1st-10
22	Wisconsin	Pass (Lock-Kekahuna)	1st-10
21	UTEP	Pass (Locklear-Smith)	1st-10
21	Colorado	Pass (Sanders-Hayden)	1st-10
21	Colorado	Pass (Sanders-Hunter)	1st-10
21	UNI	Pass (Schecklman-Morancy)	1st-10
21	Illinois	Rush (Laughery)	1st-10
21	Illinois	Rush (Feagin)	1st-Goal
21	USC	Pass (Maiava-Hudson)	1st-10
20	Indiana	PR (Price)	1st-10
20	USC	Rush (Marks)	1st-10
20	Colorado	KOR (Horn Jr.)	1st-10
20	Wisconsin	KOR (Anthony)	1st-10

GAME-OPENING DRIVES

OPPONENT	[-----NEBRASKA-----]			[-----OPPONENT-----]		
	PTS.	1ST DWN	YDS	PTS.	1ST DWN	YDS
UTEP	7	5	72	0	0	9
Colorado	7	4	49	0	0	-9
UNI	7	5	75	3	4	62
Illinois	0	1	20	7	3	78
at Purdue	0	2	41	0	0	2
Rutgers	0	2	29	0	2	41
at Indiana	0	1	12	7	2	75
at Ohio State	0	0	-4	0	0	8
UCLA	0	0	2	3	4	73
at USC	0	1	14	0	1	0
Wisconsin	7	3	55	7	3	82
at Iowa	3	3	64	3	0	0

SECOND-HALF OPENING DRIVES

OPPONENT	[-----NEBRASKA-----]			[-----OPPONENT-----]		
	PTS.	1ST DWN	YDS	PTS.	1ST DWN	YDS
UTEP	7	6	73	0	2	16
Colorado	0	0	6	3	2	49
UNI	3	3	68	0	3	46
Illinois	0	1	29	0	2	37
at Purdue	7	4	70	3	3	55
Rutgers	0	2	26	0	2	30
at Indiana	0	4	60	7	1	19
at Ohio State	3	5	47	0	0	7
UCLA	0	0	0	7	2	58
at USC	3	4	64	7	2	75
Wisconsin	3	3	46	0	0	0
at Iowa	0	3	65	0	1	29



NEBRASKA & OPPONENT SCORING DRIVES, MISCELLANEOUS STATS

SCORING DRIVES

GAME	SCORING DRIVES		[----TIME----		[---PLAYS---		5 OR LESS	1 OR 0
	DRIVES	TOT	AVG.	TOT	AVG.			
UTEP	6	26:30	4:25	59	9.8	1	0	
Colorado	4	3:22	0:50	19	4.8	2	1	
Northern Iowa	6	20:08	3:21	42	7.0	1	0	
Illinois	4	15:52	3:58	36	9.0	2	0	
at Purdue	4	12:20	3:05	25	6.3	1	1	
Rutgers	2	6:00	3:00	14	7.0	0	0	
at Indiana	1	5:57	5:57	13	13.0	0	0	
at Ohio State	4	17:07	4:16	39	9.8	0	0	
UCLA	3	12:44	4:14	28	9.3	0	0	
at USC	4	7:24:00	1:51	24	6.00	2	1	
Wisconsin	8	2:26:00	3:18	63	7.88	1	0	
at Iowa	2	9:24:00	4:42	22	11.00	0	0	
TOTALS	48	168:45	3:30	384	8.0	10	3	
OPPONENTS	39	123:32	3:10	268	6.9	16	1	

PENALTY NUMBERS

	NU PEN.-YDS.	OPP. PEN.-YDS
UTEP	3-35	9-76
Colorado	12-105	9-104
Northern Iowa	4-44	9-95
Illinois	10-89	3-20
at Purdue	11-94	13-165
Rutgers	7-37	4-28
at Indiana	6-47	4-46
at Ohio State	7-62	3-36
UCLA	2-15	9-62
at USC	5-40	5-70
Wisconsin	4-48	7-56
at Iowa	4-20	1-15
TOTALS (AVG/PENALTY)	75-636 (8.5)	76-773 (10.2)
AVG/GAME	6.3-53.0	6.3-64.4

NEBRASKA SCORING DRIVES

OPPONENT	PLAYS	YDS	TIME	SCORE	QTR./TIME	PLAY
UTEP	12	72	5:54	7-0	1st/9:00	Dowdell 5-yyd rush
UTEP	0	0	0:00	9-7	2nd/10:29	Robinson safety
UTEP	2	59	0:18	16-7	2nd/10:04	Neyer 59-yd pass from Raiola
UTEP	8	63	3:45	23-7	2nd/5:34	Ervin 2-yd rush
UTEP	9	59	2:03	30-7	2nd/0:02	Banks 21-yd pass from Raiola
UTEP	11	73	5:04	37-7	3rd/5:04	Ervin 1-yd rush
UTEP	17	87	9:22	40-7	4th/9:22	Alvano 20-yd FG
Colorado	7	49	3:22	7-0	1st/10:34	Dowdell 12-yd rush
Colorado	0	0	0:00	14-0	1st/5:46	Hill 7-yd interception return
Colorado	9	86	4:46	21-0	2nd/6:44	Dowdell 1-yd rush
Colorado	3	70	0:45	28-0	2nd/0:40	Johnson 18-yd pass from Raiola
UNI	8	75	3:20	7-0	1st/11:40	Nelson 24-yd pass from Raiola
UNI	7	75	3:08	14-3	2nd/13:04	Neyor 18-yd pass from Raiola
UNI	4	80	2:05	21-3	2nd/6:51	Barney Jr. 10-yd rush
UNI	9	68	3:31	24-3	3rd/6:17	Alvano 32-yd FG
UNI	6	33	3:11	27-3	3rd/0:43	Alvano 21-yd FG
UNI	8	80	4:33	34-3	4th/4:31	E. Johnson 36-yd rush
Illinois	18	72	8:39	3-7	1st/3:15	Hohl 21-yd FG
Illinois	4	37	2:09	10-3	1st/0:32	Neyor 6-yd pass from Raiola
Illinois	8	70	3:06	17-10	2nd/0:15	Neyor 11-yd pass from Raiola
Illinois	5	75	1:58	24-17	4th/14:57	Bonner 1-yd pass from Raiola
Purdue	9	70	3:53	7-3	3rd/2:49	Banks 6-yd pass from Raiola
Purdue	10	63	5:30	14-3	4th/10:34	Dowdell 1-yd rush
Purdue	6	57	2:57	21-3	4th/6:13	Barney Jr. 25-yd rush
Purdue	0	0	0:00	28-3	4th/5:38	J. Bullock 35-yd interception return
Rutgers	7	75	3:28	7-0	1st/3:09	Dowdell 1-yd rush
Rutgers	7	72	2:32	14-0	2nd/1:48	Bonner 11-yd rush
Indiana	13	75	5:57	7-13	2nd/7:40	Barney 7-yd rush
Ohio State	10	54	5:07	3-7	2nd/10:21	Hohl 39-yd FG
Ohio State	8	40	2:02	6-14	2nd/0:00	Hohl 54-yd FG
Ohio State	12	58	5:51	9-14	3rd/7:29	Hohl 47-yd FG
Ohio State	9	74	4:43	17-14	4th/10:47	Dowdell 1-yd rush
UCLA	8	75	3:45	7-10	2nd/10:02	Dowdell 4-yd rush
UCLA	7	75	2:58	14-17	3rd/5:23	Neyor 8-yd pass from Raiola
UCLA	13	53	6:01	20-27	4th/3:57	Dowdell 1-yd rush
USC	0	0	0:00	7-0	1st/9:37	Wright 45-yd interception return
USC	9	75	3:44	14-14	2nd/9:21	E. Johnson 29-yd pass from Raiola
USC	11	64	5:23	17-14	3rd/9:37	Hohl 29-yd FG
USC	4	4	2:01	20-21	3rd/2:09	Hohl 30-yd FG
Wisconsin	6	55	2:44	7-0	1st/12:07	Haarberg 5-yd rush
Wisconsin	8	80	3:45	14-7	2nd/14:18	Dowdell 12-yd rush
Wisconsin	10	76	3:00	21-10	2nd/0:17	Banks 5-yd pass from Raiola
Wisconsin	2	12	0:09	24-10	2nd/0:02	Hohl 37-yd FG
Wisconsin	9	46	2:44	27-10	3rd/11:18	Hohl 45-yd FG
Wisconsin	7	74	3:18	34-10	3rd/3:07	Dowdell 3-yd rush
Wisconsin	11	67	5:27	37-17	4th/10:52	Hohl 28-yd FG
Wisconsin	10	75	5:19	44-25	4th/3:11	Dowdell 1-yd rush
Iowa	10	64	5:23	7-0	1st/7:28	Hohl 31-yd FG
Iowa	12	72	4:01	10-0	2nd/0:38	Dowdell 1-yd rush

NEBRASKA POINTS OFF TURNOVERS

GAME	TOs GAINED	TD	FG-FGA	PTS.	(NU FUM./LOST, INT)
UTEP	2 (0/0 F/L, 2 INT)	1	0-0	7	1 (1/1 F/L, 0 INT)
Colorado	2 (2/1 F/L, 1 INT)	1	0-0	7	0 (0/0 F/L, 0 INT)
Northern Iowa	1 (2/0 F/L, 1 INT)	0	1-1	3	1 (0/0 F/L, 1 INT)
Illinois	2 (2/2 F/L, 0 INT)	1	0-1	7	1 (3/0 F/L, 1 INT)
at Purdue	1 (0/0, F/L, 1 INT)	1	0-0	7	0 (0/0, F/L, 0 INT)
Rutgers	2 (0/0, F/L, 2 INT)	1	0-0	7	1 (0/0, F/L, 1 INT)
at Indiana	1 (0/0 F/L, 1 INT)	0	0-0	0	5 (3/2 F/L, 3 INT)
at Ohio State	1 (1/0 F/L, 1 INT)	0	0-0	0	1 (2/0 F/L, 1 INT)
UCLA	0 (0/0, F/L, 0 INT)	0	0-0	0	2 (0/0 F/L, 2 INT)
at USC	2 (2/1 F/L, 1 INT)	1	0-0	7	2 (0/0 F/L, 2 INT)
Wisconsin	2 (1/1 F/L, 1 INT)	0	1-1	3	1 (1/1 F/L, 0 INT)
at Iowa	0 (1/0, F/L, 0 INT)	0	0-0	0	2 (5/2, F/L, 0 INT)
TOTAL	16 (12/5 F/L, 11 INT)	6	3-4	48	17 (15/6 F/L, 11 INT)
OPPONENTS	15 (15/6 F/L, 11 INT)	5	2-3	41	16 (12/5 F/L, 11 INT)

STARTING FIELD POSITION*

GAME	NU AVG. START	OPP. AVG. START	NU DIFF.
	(yards/drives/in 20/past 50)	(yards/drives/in 20/past 50)	
UTEP	35.4 (389/11/1/3)	24.5 (270/11/3/0)	10.9
Colorado	33.8 (406/12/3/3)	26.2 (340/13/2/1)	7.6
Northern Iowa	24.4 (220/9/3/1)	24.8 (223/9/1/0)	-0.4
Illinois	27.8 (278/10/1/1)	27.6 (276/10/1/0)	0.2
at Purdue	31.4 (314/10/0/0)	23.3 (256/11/3/ 0)	8.1
Rutgers	26.5 (315/12/3/2)	38.7 (426/11/2/2)	-12.2
at Indiana	25.7 (283/11/2/0)	43.3 (520/12/2/5)	-17.6
at Ohio State	30.8 (369/12/3/3)	28.2 (338/12/3/1)	2.6
UCLA	25.3 (278/11/3/0)	23.1 (231/10/3/0)	2.2
at USC	23.4 (257/11/3/1)	24.7 (272/11/3/0)	-1.3
Wisconsin	32.0 (384/12/1/2)	31.6 (411/13/2/1)	0.4
at Iowa	21.5 (237/11/3/0)	36.8 (478/13/2/3)	-15.3
TOTAL	28.3 (3730/132/26/16)	29.7 (4041/136/27/13)	-1.5

*does not include drives with time of 0:00 (i.e. defensive and special teams touchdowns, end of half turnovers, overtime, etc.)

OPPONENT SCORING DRIVES

OPPONENT	PLAYS	YDS	TIME	SCORE	QTR./TIME	PLAY
UTEP	3	63	0:42	7-7	1st/2:24	Thomas 38-yd pass from Locklear
Colorado	8	49	2:46	3-28	3rd/10:38	Mata 27-yd FG
Colorado	6	58	2:04	10-28	4th/8:45	Wester 5-yd pass from Sanders
UNI	16	62	10:08	3-7	1st/1:32	Palmer 31-yd FG
Illinois	6	78	2:08	0-7	1st/11:54	Bryant 27-yd pass from Altmeyer
Illinois	8	62	3:48	10-10	2nd/11:37	Olano 26-yd FG
Illinois	11	57	5:00	17-17	3rd/1:55	Arkin 3-yd pass from Altmeyer
Illinois	8	75	4:21	24-24	4th/10:36	Henderson 6-yd pass from Altmeyer
Illinois	2	25	0:00	31-24	OT	Bryant 4-yd pass from Altmeyer
Purdue	13	55	8:08	3-0	3rd/6:42	Porath 45-yd FG
Purdue	12	75	4:09	10-28	4th/1:29	Smith 12-yd pass from Card
Rutgers	9	50	3:40	7-14	4th/4:08	Black 11-yd pass from Kaliakmanis
Indiana	8	75	5:25	7-0	1st/9:05	Ellison 5-yd rush
Indiana	6	88	2:19	14-0	2nd/13:37	Price 7-yd pass from Roarke
Indiana	10	75	3:53	21-7	2nd/3:47	Lawton 1-yd rush
Indiana	4	74	1:17	28-7	2nd/1:09	Ellison 31-yd rush
Indiana	3	19	1:10	35-7	3rd/6:25	Cross 2-yd pass from Jackson
Indiana	4	51	1:14	42-7	3rd/1:46	Sarratt 15-yd pass from Jackson
Indiana	4	43	13:01	49-7	4th/13:01	Black 10-yd rush
Indiana	5	19	2:28	56-7	4th/3:45	Green 1-yd rush
Ohio State	6	91	3:02	7-0	1st/0:29	Carnell 40-yd pass from Howard
Ohio State	4	75	2:00	14-3	2nd/8:21	Smith 60-yd pass from Howard
Ohio State	8	75	4:43	21-17	4th/6:04	Judkins 9-yd pass from Howard
UCLA	14	68	8:00	3-0	1st/7:00	Bhaghani 25-yd FG
UCLA	11	85	6:37	10-0	2nd/13:47	Berger 10-yd pass from Garbers
UCLA	7	67	3:10	13-7	2nd/6:52	Bhaghani 26-yd FG
UCLA	0	0	0:00	20-7	3rd/14:50	Medrano 20-yd interception return
UCLA	3	58	1:42	27-7	3rd/8:21	Gilmer 48-yd pass from Gerbers
USC	9	65	4:25	7-7	1st/5:04	Branch 6-yd pass from Maiava
USC	8	86	4:01	14-7	2nd/13:05	Hudson 12-yd pass from Maiava
USC	5	75	2:22	21-17	3rd/7:15	Robinson 48-yd pass from Maiava
USC	13	84	7:39	28-20	4th/2:45	Maiava 2-yd rush
Wisconsin	6	82	3:11	7-7	1st/8:52	Green 4-yd pass from Locke
Wisconsin	7	32	4:12	10-14	2nd/9:58	Vakos 33-yd FG
Wisconsin	4	79	1:44	17-34	3rd/1:19	Green 24-yd pass from Locke
Wisconsin	5	79	2:22	25-37	4th/8:30	Anthony 58-yd pass from Locke
Iowa	4	2	2:06	3-10	3rd/4:40	Stevens 20-yd FG
Iowa	3	86	1:02	10-10	4th/14:44	Johnson 72-yd pass from Stratton
Iowa	3	1	0:20	13-10	4th/0:00	Stevens 53-yd FG



INDIVIDUAL CAREER/SEASON SUPERLATIVES

SEASON AND CAREER, MOST PASSING YARDS

PLAYER	2024	CAREER
Brian Buschini	30 vs. Rutgers	Same
Heinrich Haarberg	35 vs. UTEP	199 vs. Michigan, '2023
Jalyn Gramstad	11 vs. UTEP	397-% at Mount Mary '23
Dylan Raiola	297 vs. Illinois	Same

SEASON AND CAREER, LONGEST PASS

2024	CAREER
30 vs. Rutgers (Lloyd)	Same
24 vs. UTEP (E. Johnson); vs UCLA (Neyor)	72* vs. Purdue, '23 (Lloyd)
11 vs. UTEP (Mangini)	69 vs. Keiser, '22
59*, 59 vs. UTEP (Neyor), UNI (Lloyd)	Same

*-Indicates touchdown pass; %-at Northwestern (Iowa)

SEASON AND CAREER, MOST RECEIVING YARDS

PLAYER	2024	CAREER
Jahmal Banks	94 vs. Illinois	141-@, vs Clemson
Jacory Barney Jr.	85 vs. Wisconsin	Same
Alex Bullock	12 vs. UTEP	56 at Minnesota, '23
Nate Boerkircher	39 at Iowa	Same
Janiran Bonner	26 vs. UTEP	Same
Malachi Coleman		44 vs. Northwestern, '23
Jaidyn Doss		16 vs. Purdue, '23
Dante Dowdell	10 vs. Illinois	same
Isaiah Garcia-Castaneda	10 vs. Wisconsin	120 at Northwestern, '22
Gabe Ervin Jr.		20 vs. Northern Illinois, '23
Thomas Fidone III	91 at Indiana	Same
Heinrich Haarberg	8 vs. UNI	10 at Minnesota, '23
Rahmir Johnson	49 vs. Colorado	105 Michigan, '21
Emmett Johnson	85 vs. Wisconsin	Same
Luke Lindenmeyer	12 vs. UTEP	Same
Jaylen Lloyd	59 vs. UNI	73 vs. Purdue, '23
Roman Mangini	11 vs. UTEP	Same
Maurice Mazzucca		13-! vs. Bloomsburg, '21
Carter Nelson	48 vs. UNI	Same
Isaiah Neyor	121 vs. UTEP	126-^ vs. Boise State '21
Keelan Smith	4 vs. UTEP	Same

SEASON AND CAREER, LONGEST CATCH

2024	CAREER
31 vs. Rutgers (Raiola)	48-@, vs. Missouri, '22
40 vs. UCLA (Raiola)	Same
12 vs. UTEP (Haarberg)	34 * at Minnesota (Sims)
25 vs. Colorado (Raiola)	Same
14 vs. UTEP (Raiola)	Same
	44* vs. Northwestern (Haarberg)
	16 vs. Purdue (Haarberg)
6 vs. Illinois (Raiola)	Same
10 vs. Wisconsin (Raiola)	75-& at New Mexico, '21
	12 vs. Northern Illinois (Haarberg)
33 at Ohio State (Raiola)	Same
8 vs. UNI (Raiola)	Same
36 vs. Rutgers (Raiola)	43 Michigan, '21 (Martinez)
29* at USC (Raiola)	Same
12 vs. UTEP (Haarberg)	Same
59 vs. UNI (Raiola)	73* vs. Purdue (Haarberg)
11 vs. UTEP (Gramstad)	Same
	18-! vs. Bloomsburg, '21
24* vs. UNI (Raiola)	Same
59* vs. UTEP (Raiola)	74-^ vs. Boise State '21
4 vs. UTEP (Haarberg)	Same

*-Indicates touchdown scored &-at New Mexico State; @-Wake Forest; ^-Wyoming; #-Oregon; !-at Mercyhurst

SEASON AND CAREER, MOST RUSHING YARDS

PLAYER	2024	CAREER
Jahmal Banks		7-@ Pittsburgh, '23
Jacory Barney Jr.	66 at Purdue	Same
Janiran Bonner	11 vs. Rutgers	Same
Dante Dowdell	74 vs. Colorado	Same
Gabe Ervin Jr.	24 vs. UTEP	74 at Colorado, '23
Isaiah Garcia-Castaneda		6 vs. Kentucky, '21
Jalyn Gramstad	2 vs. UTEP	184 at Concordia, '22
Heinrich Haarberg	32 at Indiana	157 vs. Louisiana Tech, '23
Tommi Hill		-5 vs. Northern Illinois, '23
Kwinten Ives	4 vs. UTEP	
Emmett Johnson	113 vs. Wisconsin	Same
Rahmir Johnson	50 vs. UTEP	83 at Minnesota, '21
Luke Lindenmeyer		-2 at Colorado, '23
Maurice Mazzucca	8 vs. UTEP	58-! at Mercyhurst, '21
Jaylen Lloyd	4 at Ohio State	9 at Minnesota, '23
Carter Nelson	-1 at Iowa	Same
Mekhi Nelson	2 vs. UTEP	Same
Isaiah Neyor	13 vs. Illinois	58-^ vs. New Mexico, '20
Dylan Raiola	31 at Ohio State	Same
Kenneth Williams	5 vs. UTEP	

SEASON AND CAREER, LONGEST RUN

2024	CAREER
31 at Purdue	7-@ Pittsburgh, '23
11* vs. Rutgers	Same
38 vs. UNI	Same
11 vs. UTEP	27 at Minnesota, '23
	6 & vs. Kentucky, '21
2 vs. UTEP	71 at Concordia, '22
13 at Indiana	72 * vs. Louisiana Tech, '23
	-5 vs. Northern Illinois, '23
5 vs. UTEP	Same
42 vs. UTEP	Same
18 vs. Rutgers	44 at Colorado, '23
	-1 at Colorado, '23
5 vs. UTEP	51-! at Mercyhurst, '21
4 at Ohio State	9 at Minnesota, '23
-1 at Iowa	Same
2 vs. UTEP	Same
13 vs. Illinois	58-^ vs. New Mexico, '20
38 at Ohio State	Same
5 vs. UTEP	

*-Indicates touchdown scored &-New Mexico State; @-Wake Forest; ^-Wyoming; #-Oregon; %-at Northwestern (Iowa); !-at Mercyhurst



INDIVIDUAL CAREER/SEASON SUPERLATIVES

SEASON AND CAREER, MOST TACKLES, TFLS AND SACKS

PLAYER	TACKLES (2024)	CAREER	TFL (2024)	CAREER	SACKS (2024)	CAREER
Caleb Benning	1 vs. Wisconsin	Same		none		none
Dwight Bootle		2 vs. No. Illinois, '23		none		none
Jacob Bower	1 vs. UNI	Same		none		none
Derek Branch	2 vs. UNI	Same	0.5 vs. UNI	none		none
Kody Bretz	2 at Indiana	2 vs. Michigan, '23; at Indiana	1.0 at Indiana	none		none
Grant Buda	1 vs. UTEP	Same		none		none
Mario Buford	3 vs. UNI	Same		none		none
Marques Buford Jr.	4 vs. UNI; UCLA; USC	10 at Wisconsin, '23	1 at USC	1.5 at Wisconsin, '23		1.0 vs. Maryland, '23
John Bullock	9 vs. UNI; vs. Illinois	Same	2.0 vs. Colorado	Same	1.0 vs. UNI; vs. Ill., UCLA	1.0 4x, last vs. UCLA
Brian Buschini	2 vs. Purdue	2^ at Idaho, '21; Purdue		none		none
Noah Bustard	2 vs. UTEP	Same		none		none
Jimari Butler	5 at Ohio State	6 vs. Northwestern, '23	3.0 at Ohio State	Same	1.0 at Ohio State	1.0 6x last at Ohio State
Jeremiah Charles	2 vs. UCLA; vs. Wis.	Same		none		none
Keona Davis	2 3x last vs. Wisconsin	Same	1.0 at Purdue	none		none
Mikai Gbayor	6 vs. Colorado; vs. Illinois	6 3x, last vs. Illinois	2.0 at Indiana	Same	1.0 at Indiana	0.5 at Mich St., '23
Vincent Genatone	1 vs. Wisconsin	1-^ vs. Butler, '23		none		none
Isaac Gifford	10 vs. UNI	11 vs. Ga. So., '22; vs Iowa, '23	1.5 vs. UNI; Rutgers	2.0 vs. Indiana, '22; Purdue '23		1.0 vs. Illinois, '22
Mason Goldman	2 vs. UTEP; vs. UNI	Same	1.0 vs. UTEP	Same	1.0 vs. UTEP	Same
Malcolm Hartzog	6 at USC	6 at Colorado, '23; at USC	2.0 at Iowa	Same		none
Blye Hill	1 vs. Wisconsin	4 vs. Duquesne, '23		1.0 vs. Merrimack, '23		none
Tommi Hill	6 vs. Colorado	8 vs. Ga. Southern, '22	0.5 at USC	none		0.5 vs. Maryland, '23
Nash Hutmacher	4 vs. Illinois	7 vs. Northwestern, '23	1.0 3x, last vs. Rutgers	2.5 vs. No. Illinois '23; NW '23	1 vs. Colorado; Rutgers	2.5 vs. Northwestern, '23
Elijah Jeudy	3 vs. Wisconsin	Same	1.0 vs. Rutgers	1.0 vs. Northwestern, '23		none
Donovan Jones	1 vs. UTEP; vs. Wis.	Same		none		none
Sua Lefotu	1 at Indiana	2 vs. Michigan, '23		none		none
Cameron Lenhardt	3 vs. Colorado; vs. UNI	4 at Michigan State, '23	1.5 vs. Colorado	2.0 at Colorado, '23	0.5 vs. Colorado	2.0 at Colorado, '23
Vincent Jackson		none		none		none
Willis McGahee IV	3 vs. UTEP	none	1.0 vs. Colorado	Same	1.0 vs. Colorado	Same
Maverick Noonan	1 vs. UTEP	none	1.0 vs. UTEP	Same		none
Dylan Parrott	1 vs. UNI; at Indiana	Same		none		none
Ty Robinson	5 vs. Wisconsin	7 vs. Maryland, '23	2.0 vs. 3x last vs. UCLA	Same	1.0 6x, last at USC	1 10x, last at USC
Dylan Rogers	1 vs. Colorado	Same		none		none
A.J. Rollins		4 vs. No. Illinois, '23		none		none
Amare Sanders	2 vs. UNI	none		none		none
Ismael Smith Flores	1 vs. UTEP	Same		none		none
Gage Stenger	2 vs. Illinois	Same		none		none
Rahmir Stewart	2 vs. UTEP; vs. UNI	Same		none		none
MJ Sherman	6 vs. Illinois	Same	2.0 at Ohio State	Same	1.5 at Purdue	Same
Vincent Shavers	4 at USC	Same	0.5 at USC	none		none
DeShon Singleton	10 at Ohio State	Same	1.0 vs. Rutgers	1.5 vs. Louisiana Tech, '23		none
Gage Stenger	1 vs. UTEP	Same		none		none
Stefon Thompson	6 vs. UNI	10-@ vs. Pittsburgh, '21		4.0-@ at Louisville, '20		2.0-@ vs. Albany, '21
Traveon Thompson	1 vs. UTEP	Same		none		none
Princewell Umanmeilen	3 vs. Wisconsin	7 vs. Northwestern, '23	1.0 at Purdue	2.0 vs. Northwestern, '23	0.5 vs. Colorado	1.0 NW, '23
Riley Van Poppel	1 vs. Rutgers; at Iowa	1 6x, last at Iowa		0.5 at Colorado, '23		0.5 at Colorado, '23
Kai Wallen	2 vs. UNI	Same	0.5 at Purdue	Same	0.5 at Purdue	Same
James Williams	5 vs. Rutgers	Same	2.0 at Purdue; vs. Rutgers	Same	2.0 at Purdue; vs. Rutgers	Same
Ceyair Wright	6 vs. Illinois; at Indiana	Same	1.0 vs. Illinois	1.0-\$ vs. SJSU, '23; vs. Illinois	1.0 vs. Illinois	Same
Javin Wright	5 vs. Wisconsin	8 vs. Maryland, '23	1.0 at Ohio State	Same		0.5 vs. Iowa, '23

%-Arizona State; #-Georgia @-Syracuse; \$-USC; ^-Montana



NEBRASKA STATISTICAL HIGHS AND LOWS

NEBRASKA TOTALS	HIGHS	LOWS
Points Scored	44 vs. Wisconsin	7 at Indiana
First Downs	30 vs. UTEP	15 vs. Rutgers
Rushing Attempts	47 vs. UTEP	22 vs. UNI
Rushing Yards	223 vs. UTEP	70 at Indiana
Passes Attempted	46 at Indiana	26 vs. UNI; at Purdue
Passes Completed	28 at Indiana; vs. Wisconsin	14 vs. Rutgers
Had Intercepted	3 at Indiana	0 vs. UTEP; vs. Colo.; at Purdue; vs. Wisconsin; at Iowa
Passing Yards	297 vs. Illinois	164 vs. Rutgers
Total Plays	83 vs. UTEP	48 vs. UNI.
Total Yards	507 vs. UTEP	261 vs. Rutgers
Possession Time	39:01 at Iowa	21:53 vs. UNI
Fumbles	5 at Iowa	0 vs. Colo.; vs. UNI; at Purdue; vs. Rutgers; at USC
Fumbles Lost	2 at Indiana; at Iowa	0 8x, last vs. USC
Turnovers	5 at Indiana	0 vs. Colo.; at Purdue
Turnover Margin	+2 vs. Colo.	-4 at Indiana
Penalties	12 vs. Colo.	2 vs. UCLA
Yards Penalized	104 vs. Colo.	15 vs. UCLA
Sacks By-Yards Lost	6-41 vs. Colo.	0-0 vs. Wisconsin
Team Tackles for Loss-Yards	10-49 vs. Colo.	2.0-7 vs. Illinois

NEBRASKA INDIVIDUAL OFFENSIVE HIGHS

Most Rushing Attempts	20; Donte Dowdell vs. Illinois
Most Net Rushing Yards	113; Emmett Johnson vs. Wisconsin
Most Rushing TDs	3; Donte Dowdell vs. Wisconsin
Longest TD Run	36; Emmett Johnson vs. UNI
Longest Run, No TD	42; Emmett Johnson vs. UTEP
Most Pass Attempts	44; Dylan Raiola at Indiana
Most Completed Passes	28; Dylan Raiola at Indiana; vs. Wisconsin
Most Passing Yards	297; Dylan Raiola vs. Illinois
Most Passing TDs	3; Dylan Raiola vs. Illinois
Longest TD Pass	59; Dylan Raiola to Isaiah Neyor vs. UTEP
Longest Pass, No TD	59; Dylan Raiola to Jaylen Lloyd vs. UNI
Most Pass Receptions	9; Jacory Barney Jr. vs. Wisconsin
Most Receiving Yards	121; Isaiah Neyor vs. UTEP
Most TD Receptions	2; Isaiah Neyor vs. Illinois
Most Total Offense Attempts	46; Dylan Raiola vs. Colo. (44 pass, 2 rush)
Most Total Offense Yards	293; Dylan Raiola vs. Wisconsin (0 rush, 293 passing)
Most All-Purpose Attempts	24; Emmett Johnson at Iowa (18 rushes, 6 receptions)
Most All-Purpose Yards	198; Emmett Johnson vs. Wisconsin
Most Touchdowns Scored	3; Donte Dowdell vs. Wisconsin

NEBRASKA INDIVIDUAL SPECIAL TEAMS HIGHS

Most Field Goals Attempted	3; John Hohl at Purdue; at Ohio State; vs. Wisconsin
Most Field Goals Made	3; John Hohl at Ohio State; vs. Wisconsin
Longest Field Goal Made	54; John Hohl at Ohio State
Longest Field Goal Attempted	54; John Hohl at Ohio State
Longest Punt Return, TD	None
Longest Punt Return, No TD	13; Isaiah Garcia-Castaneda vs. UTEP
Most Punt Return Yardage	25; Isaiah Garcia-Castaneda vs. UTEP
Longest Kickoff Return, TD	None
Longest Kickoff Return, No TD	40; Jacory Barney Jr. vs. Wisconsin
Most Kickoff Return Yardage	75; Jacory Barney Jr. vs. UTEP
Longest Blocked Punt, TD	None
Longest Blocked Field Goal Return	None
Most Punts	7; Brian Buschini at Iowa (34.9 avg)
Highest Punting Average	55.7; Brian Buschini vs. UCLA (3 punts)
Longest Punt	69; Brian Buschini vs. Rutgers
Most Blocked Field Goals	1; Ty Robinson vs. Colorado; Ceyair Wright at USC
Most Blocked Punts	None
Most Blocked PAT	None

NEBRASKA INDIVIDUAL DEFENSIVE HIGHS

Most Total Tackles	10; Isaac Gifford. vs. UNI; DeShon Singleton at Ohio State
Most Solo Tackles	8; DeShon Singleton vs. UCLA
Most Tackles for Loss	3.0; Jimari Butler at Ohio State
Most Yards Lost	16; James Williams vs. Rutgers (2.0 TFL)
Most Quarterback Sacks	2.0; James Williams at Purdue; vs. Rutgers
Most Yards Lost	16; James Williams vs. Rutgers (2.0 sacks)
Most Pass Breakups	3; Marques Buford vs. Rutgers
Most Interceptions	1; 11 times
Longest Interception TD Return	45; Ceyair Wright at USC
Longest Interception Return, No TD	34; Malcolm Hartzog at Ohio State
Longest Fumble TD Return	None
Longest Fumble Return, No TD	None

OPPONENT STATISTICAL HIGHS AND LOWS

OPPONENT TOTALS	HIGHS	LOWS
Points Scored	56 at Indiana	3 vs. UNI
First Downs	25 vs. Illinois	5 at Iowa
Rushing Attempts	39 vs. UNI; vs. Illinois	22 vs. Colorado
Rushing Yards	215 at Indiana	16 vs. Colorado
Passes Attempted	40 vs. Colorado	15 at Iowa
Passes Completed	25 at USC	8 at Iowa
Had Intercepted	2 vs. UTEP; vs. Rutgers	0 vs. Illinois; vs. UCLA; at Iowa
Passing Yards	292 vs. Wisconsin	115 at Iowa
Total Plays	71 vs. UNI	41 at Iowa
Total Yards	495 at Indiana	164 at Iowa
Possession Time	38:07 vs. UNI	20:59 at Iowa
Fumbles	2 vs. Colorado; vs. UNI; vs. Illinois; at USC	0 vs. UTEP; at Purdue; vs. Rutgers; at Indiana; vs. UCLA
Fumbles Lost	2 vs. Illinois	0 Eight times, last at Iowa
Turnovers	2 vs. UTEP; vs. Colorado; vs. Rutgers; vs. Wisconsin	0 vs. UCLA; at Iowa
Turnover Margin	+4 at Indiana	-2 vs. Colo.
Penalties	13 at Purdue	1 at Iowa
Yards Penalized	165 at Purdue	15 at Iowa
Sacks By-Yards Lost	5-46 vs. Illinois	0-0 vs. Colo.; vs. UNI; vs. Wisconsin
Team Tackles for Loss-Yards	13-39 at Ohio State	0-0 vs. Wisconsin

OPPONENT INDIVIDUAL HIGHS

Most Yards Rushing	146; Woody Marks (USC)
Most Rushing Attempts	19; Kyle Monangai (Rutgers); Woody Marks (USC)
Most Yards Passing	292; Braedyn Lock (Wisconsin)
Most Passing Attempts	38; Shadeur Sanders (Colorado)
Most Pass Completions	25; Jayden Maiava (USC)
Most Pass Receptions	10; Travis Hunter (Colorado)
Most Yards Receiving	137; Vinny Anthony II (Wisconsin)

OPPONENT INDIVIDUAL LONGEST PLAYS

Rush	57; Ethan Gerbers (UCLA)
Pass	72; Jackson Stratton to Kaleb Johnson (Iowa)
Field Goal	52; Drew Stevens (Iowa)
Punt Return	37; Hank Beatty (Illinois)
Kickoff Return	61; Jimmy Horn Jr. (Colo.)
Fumble Return	None
Interception Return	78; Shawn Asbury II (Indiana)
Punt	61; Joe McGuire (Ohio State.)

*-Indicates touchdown scored

GAME 1 Aug. 31, 2024 Memorial Stadium Lincoln, Neb. Attend: 86,072 TV: FOX	
UTEP (0-1)	7
NEBRASKA (1-0)	40

SCORING BY QUARTERS

Team	1st	2nd	3rd	4th	Total
UTEP	7	0	0	0	7
Nebraska	7	23	7	3	40

SCORING SUMMARY

Qtr.	Time	Team	Scoring Play
1st	09:00	NEB	Dowdell 5 yd rush (Alvano kick) 12-72, 05:54 UTEP 0, NEB 7
1st	02:24	UTEP	Thomas 38 yd pass from Locklear (Flabiano kick) 3-63, 00:42 UTEP 7, NEB 7
2nd	10:29	NEB	Robinson SAFETY UTEP 7, NEB 9
2nd	10:04	NEB	Neyor 59 yd pass from Raiola (Alvano kick) 2-59, 00:18 UTEP 7, NEB 16
2nd	05:34	NEB	Ervin Jr. 3 yd rush (Alvano kick) 8-63, 03:45 UTEP 7, NEB 23
2nd	00:02	NEB	Banks 21 yd pass from Raiola (Alvano kick) 9-59, 02:03 UTEP 7, NEB 30
3rd	05:34	NEB	Ervin Jr. 1 yd rush (Alvano kick) 11-73, 05:04 UTEP 7, NEB 37
4th	09:22	NEB	Alvano 20 yd FG 17-87, 09:26 UTEP 7, NEB 40

TEAM STATISTICS

	UTEP	NEB
FIRST DOWNS	12	30
RUSHES-YARDS (NET)	24-56	47-223
PASSING-YARDS (NET)	149	284
Passes Att-Comp-Int	23-16-0	25-14-1
TOTAL OFFENSE PLAYS-YARDS	16-26-2	25-36-0
Fumble Returns-Yards	1-0	0-0
Punt Returns-Yards	1-29	3-25
Kickoff Returns-Yards	3-48	3-75
Interception Returns-Yards	0-0	2-18
Punts (Number-Avg)	6-39.2	6-48.5
Fumbles-Lost	0-0	1-0
Penalties-Yards	9-76	3-35
Possession Time	21:28	38:32
Third-Down Conversions	3-10	11-17
Fourth-Down Conversions	0-0	2-2
Sacks By: Number-Yards	1-6	2-9

INDIVIDUAL STATISTICS

RUSHING: UTEP: Jevon Jackson 10-32; Skyler Locklear 4-15; Cade McConnell 2-12; Corey Wren 4-2; Kam Thomas 1-2; Jaden Smith 1-1; Shay Smith 2-6. **NEB:** Emmett Johnson 8-71; Dante Dowdell 8-55; Rahmir Johnson 11-50; Gabe Ervin Jr. 6-24; Heinrich Haarberg 2-8; Maurice Mazzucca Jr. 5-8; Kenneth Williams 1-5; Kwinten Ives 3-4; Jalyn Gramstad 1-2; Mekhi Nelson 1-2; Dylan Raiola 1-6

PASSING: UTEP: Skyler Locklear 11-17-1-115-1; Cade McConnell 3-7-1-20-0; Shay Smith 2-2-0-14-0. **NEB:** Dylan Raiola 19-27-0-238-2; Heinrich Haarberg 5-5-0-35-0; Jalyn Gramstad 1-3-0-11-0; TEAM 0-1-0-0-0.

RECEIVING: UTEP: Kam Thomas 7-71; Jaden Smith 4-33; Trey Goodman 2-26; Joshua Dye 1-11; Marcus Vinson 1-5; Ashton Nickelberry 1-3. **NEB:** Isaiah Neyor 6-121; Jahmal Banks 4-61; Janiran Bonner 3-26; Carter Nelson 3-21; Thomas Fidone II 3-1; Luke Lindenmeyer 1-12; Alex Bullock 1-12; Roman Mangini 1-11; Jacory Barney Jr. 1-10; Emmett Johnson 1-5; Keelan Smith 1-4.

INTERCEPTIONS: UTEP: None. **NEB** Malcolm Hartzog Jr. 1-0; Rahmir Stewart 1-18.

FUMBLES: UTEP: None. **NEB** Dante Dowdell 1-1

TACKLE LEADERS: UTEP: Dorian Hopkins 6-10. **NEB** Malcolm Hartzog Jr. 5-0; Mikai Gbaylor 2-3

GAME 2 Sept. 7, 2024 Memorial Stadium Lincoln, Neb. Attend: 86,906 TV: NBC	
COLORADO (1-1)	10
NEBRASKA (2-0)	28

SCORING BY QUARTERS

Team	1st	2nd	3rd	4th	Total
Colorado	0	0	3	7	10
Nebraska	14	14	0	0	28

SCORING SUMMARY

Qtr.	Time	Team	Scoring Play
1st	10:34	NEB	Dowdell 12 yd rush (Alvano kick) 7-49, 03:22 CU 0, NEB 7
1st	05:46	NEB	Hill 7 yd interception return (Alvano kick) CU 0, NEB 14
2nd	06:44	NEB	Dowdell 1 yd rush (Alvano kick), 9-86, 04:46 CU 0, NEB 21
2nd	00:40	NEB	R. Johnson 18 yd pass from Raiola (Alvano kick) 3-70, 00:45 CU 0, NEB 28
3rd	10:38	CU	Mata 27 yd FG 8-49, 02:46 CU 3, NEB 28
4th	08:45	CU	Wester 5 yd pass from Sanders (Mata kick) 6-58, 02:04 CU 10, NEB 28

TEAM STATISTICS

	CU	NEB
FIRST DOWNS	15	22
RUSHES-YARDS (NET)	22-16	35-149
PASSING-YARDS (NET)	244	185
Passes Att-Comp-Int	40-23-1	30-23-0
TOTAL OFFENSE PLAYS-YARDS	62-260	65-334
Fumble Returns-Yards	0-0	1-0
Punt Returns-Yards	3-14	2-16
Kickoff Returns-Yards	3-99	2-35
Interception Returns-Yards	0-0	1-7
Punts (Number-Avg)	5-44.0	5-42.1
Fumbles-Lost	2-1	0-0
Penalties-Yards	9-104	12-105
Possession Time	24:39	35:21
Third-Down Conversions	4-14	3-12
Fourth-Down Conversions	1-3	0-0
Red-Zone Scores-Chances	2-3	3-5
Sacks By: Number-Yards	0-0	6-41

INDIVIDUAL STATISTICS

RUSHING: CU: Dallan Hayden 5-32; Isaiah Augustave 2-6; Charlie Offerdahl 4-4; Ryan Staub 3-4; Shedeur Sanders 8-30. **NEB:** Dante Dowdell 17-74; Rahmir Johnson 9-33; Jacory Barney Jr. 2-28; Dylan Raiola 3-7; Gabe Ervin Jr. 2-6; Emmett Johnson 1-3; TEAM 1-2

PASSING: CU: Shedeur Sanders 23-38-1-244-1; Ryan Staub 0-2-0-0-0. **NEB:** Dylan Raiola 23-30-0-185-1.

RECEIVING: CU: Travis Hunter 10-110; LaJohntay Wester 4-20; Will Sheppard 3-59; Jimmy Horn Jr. 3-26; Dallan Hayden 2-27; Sav'ell Smalls 1-2. **NEB:** Rahmir Johnson 8-49; Jacory Barney Jr. 6-29; Isaiah Neyor 4-31; Jahmal Banks 2-2; Jaylen Lloyd 1-36; Nate Boerkircher 1-25; Thomas Fidone II 1-13

INTERCEPTIONS: CU: None. **NEB:** Tommi Hill 1-0.

FUMBLES: CU: Jimmy Horn Jr. 1-0; Ryan Staub 1-1. **NEB** None

TACKLE LEADERS: CU: Cam'Ron Silmon-Craig 11-0. **NEB:** DeShon Singleton 5-1; Tommi Hill 4-2; Mikai Gbaylor 3-3; Isaac Gifford 2-4

GAME 3 Sept. 14, 2024 Memorial Stadium Lincoln, Neb. Attend: 86,546 TV: BTN	
NORTHERN IOWA (2-1)	3
NEBRASKA (3-0)	34

SCORING BY QUARTERS

Team	1st	2nd	3rd	4th	Total
Northern Iowa	3	0	0	0	3
No. 23 Nebraska	7	14	6	7	34

SCORING SUMMARY

Qtr.	Time	Team	Scoring Play
1st	11:40	NEB	Nelson 24 yd pass from Raiola (Alvano kick) 8-75, 03:20 UNI 0, NEB 7
1st	01:32	UNI	Palmer 31 yd FG 16-62, 10:08 UNI 3, NEB 7
2nd	13:04	NEB	Neyor 18 yd pass from Raiola (Alvano kick) 7-75, 03:20 UNI 3, NEB 14
2nd	06:51	NEB	Barney Jr. 10 yd rush (Alvano kick) 4-80, 02:05 UNI 3, NEB 21
3rd	06:17	NEB	Alvano 31 yd FG 9-68, 03:31 UNI 3, NEB 24
3rd	00:43	NEB	Alvano 21 yd FG 6-33, 03:11 UNI 3, NEB 27
4th	04:31	NEB	E. Johnson 36 yd rush (Hohl kick) 8-80, 04:33 UNI 3, NEB 34

TEAM STATISTICS

	UNI	NEB
FIRST DOWNS	18	22
RUSHES-YARDS (NET)	39-139	22-142
PASSING-YARDS (NET)	162	281
Passes Att-Comp-Int	32-16-1	26-20-1
TOTAL OFFENSE PLAYS-YARDS	71-301	48-423
Fumble Returns-Yards	0-0	0-0
Punt Returns-Yards	0-0	1-2
Kickoff Returns-Yards	3-36	0-0
Interception Returns-Yards	1-0	1-15
Punts (Number-Avg)	4-33.5	4-0
Fumbles-Lost	2-0	0-0
Penalties-Yards	9-95	4-44
Possession Time	38:07	21:53
Third-Down Conversions	6-16	4-7
Fourth-Down Conversions	2-4	0-1
Red-Zone Scores-Chances	1-2	4-4
Sacks By: Number-Yards	0-0	1-1

INDIVIDUAL STATISTICS

RUSHING: UNI: Aidan Dunne 11-49; Amauri Pesek-Hickson 11-39; Tye Edwards 10-37; Matthew Scheckman 2-10; Sergio Morancy 1-6; Harrison Bey-Buie 2-4; TEAM 2-6. **NEB:** Dante Dowdell 6-55; Emmett Johnson 4-50; Dylan Raiola 2-13; Jacory Barney Jr. 1-10; Heinrich Haarberg 3-7; Rahmir Johnson 2-4; Gabe Ervin Jr. 3-3; Janiran Bonner 1-0


PASSING: UNI: Aidan Dunne 13-25-1-117-0; Matthew Scheckman 3-7-0-45-0. **NEB:** Dylan Raiola 17-23-1-247-2; Heinrich Haarberg 3-3-0-34-0.

RECEIVING: UNI: Amauri Pesek-Hickson 3-25; Desmond Hutson 3-24; Sergio Morancy 2-30; Jaiden Ellis-Lahey 2-29; Derek Anderson 2-24; Layne Pryor 2-10; JC Roque Jr. 1-16; Tye Edwards 1-4. **NEB:** Carter Nelson 4-48; Emmett Johnson 3-43; Jacory Barney Jr. 3-29; Isaiah Neyor 2-35; Rahmir Johnson 2-28; Thomas Fidone II 2-13; Jaylen Lloyd 1-59; Jahmal Banks 1-13; Heinrich Haarberg 1-8; Janiran Bonner 1-5

INTERCEPTIONS: UNI: Fletcher Marshall Jr. 1-0. **NEB:** Malcolm Hartzog Jr. 1-15

FUMBLES: UNI: Sergio Morancy 1-0. Team 1-0. **NEB** None

TACKLE LEADERS: UNI: Tucker Langenberg 5-1; JJ Devil 3-3 **NEB:** Isaac Gifford 4-6

	
GAME 4 Sept. 20, 2024 Memorial Stadium Lincoln, Neb. Attend: 86,936 TV: FOX	
ILLINOIS (4-0, 1-0)	31
NEBRASKA (3-1, 1-1)	24

SCORING BY QUARTERS

Team	1st	2nd	3rd	4th	OT	Total
No. 24 Illinois	7	3	7	7	7	31
No. 22 Nebraska	10	7	0	7	0	24

SCORING SUMMARY

Qtr.	Time	Team	Scoring Play
1st	11:54	ILL	Bryant 27 yd pass from Altmeyer (Olano kick), 6-78, 02:08 ILL 7, NEB 0
1st	03:15	NEB	Hohl 21 yd FG 18-72, 08:39 ILL 7, NEB 3
1st	00:32	NEB	Neyor 6 yd pass from Raiola (Hohl kick) 4-37, 02:09 ILL 7, NEB 10
2nd	11:37	ILL	Olano 26 yd FG 8-62, 03:48 ILL 10, NEB 10
2nd	00:16	NEB	Neyor 11 yd pass from Raiola (Hohl kick) 9-70, 03:06 ILL 10, NEB 17
3rd	01:55	ILL	Arkin 3 yd pass from Altmeyer (Olano kick) 11-57, 05:00 ILL 17, NEB 17
4th	14:57	NEB	Bonner 1 yd pass from Raiola (Hohl kick) 5-75, 01:58 ILL 17, NEB 24
4th	10:36	ILL	Henderson 6 yd pass from Altmeyer (Olano kick) 9-75, 04:21 ILL 24, NEB 24
OT1	00:00	ILL	Bryant 4 yd pass from Altmeyer (Olano kick), 2-25, ILL 31, NEB 24

TEAM STATISTICS

	ILL	NEB
FIRST DOWNS	25	20
RUSHES-YARDS (NET)	39-166	33-48
PASSING-YARDS (NET)	215	297
Passes Att-Comp-Int	27-21-0	35-24-1
TOTAL OFFENSE PLAYS-YARDS	66-381	68-345
Fumble Returns-Yards	0-0	2-0
Punt Returns-Yards	3-60	0-0
Kickoff Returns-Yards	3-59	1-26
Interception Returns-Yards	1-0	0-0
Punts (Number-Avg)	2-37.0	2-50.3
Fumbles-Lost	2-2	3-0
Penalties-Yards	3-20	9-89
Possession Time	29:39	30:21
Third-Down Conversions	7-13	8-15
Fourth-Down Conversions	2-3	0-1
Red-Zone Scores-Chances	4-4	4-4
Sacks By: Number-Yards	5-46	2-7

INDIVIDUAL STATISTICS

RUSHING: ILL: Kaden Feagin 12-69; Josh McCray 9-38; Aidan Laughery 4-30; Luke Altmeyer 10-21; Ca'Lil Valentine 3-10; TEAM 1--2. **NEB:** Dante Dowdell 20-72; Rahmir Johnson 4-17; Isaiah Neyor 1-13; TEAM 1--2; Dylan Raiola 7--52


PASSING: ILL: Luke Altmeyer 21-27-0-215-4. **NEB:** Dylan Raiola 24-35-1-297-3

RECEIVING: ILL: Pat Bryant 5-74; Zakhari Franklin 5-50; Tanner Arkin 4-28; Collin Dixon 2-25; Malik Elzy 1-15; Hank Beatty 1-14; Josh McCray 1-6; Brandon Henderson 1-6; Aidan Laughery 1--3. **NEB:** Jahmal Banks 8-94; Isaiah Neyor 4-90; Jacory Barney Jr. 4-25; Thomas Fidone II 2-46; Rahmir Johnson 2-14; Dante Dowdell 2-10; Jaylen Lloyd 1-7; Janiran Bonner 1-1.

INTERCEPTIONS: ILL: Torrie Cox Jr. 1-0. **NEB:** None

FUMBLES: ILL: Hank Beatty 1-1, Luke Altmeyer 1-1. **NEB:** Rahmir Johnson 1-0, Dylan Raiola 2-0

TACKLE LEADERS: ILL: Dylan Rosiek 4-5; **NEB:** John Bullock 6-3

	
GAME 5 Sept. 28, 2024 Ross-Ade Stadium West Lafayette, Ind. Attend: 61,441 Streaming: Peacock	
NEBRASKA (4-1, 1-1)	28
PURDUE (1-3, 0-1)	10

SCORING BY QUARTERS

Team	1st	2nd	3rd	4th	Total
Nebraska	0	0	7	21	28
Purdue	0	0	3	7	10

SCORING SUMMARY

Qtr.	Time	Team	Scoring Play
3rd	06:42	PUR	Porath 45 yd FG, 3-55, 08:08 NEB 0, PUR 3
3rd	02:49	NEB	Banks 6 yd pass from Raiola (Hohl kick) 9-70, 03:53 NEB 7, PUR 3
4th	10:34	NEB	Dowdell 1 yd rush (Hohl kick) 10-63, 05:30 NEB 14, PUR 3
4th	6:13	NEB	Barney Jr. 25 yd rush (Hohl kick) 6-57, 02:57 NEB 21, PUR 3
4th	05:38	NEB	Bullock 35 yd interception return (Hohl kick), 0-0, 00:35 NEB 28, PUR 3
4th	01:29	PUR	Smith 15 yd pass from Card (Porath kick) 12-75, 04:09 NEB 28, PUR 10

TEAM STATISTICS

	NEB	PUR
FIRST DOWNS	25	12
RUSHES-YARDS (NET)	32-161	31-50
PASSING-YARDS (NET)	257	174
Passes Att-Comp-Int	27-17-0	25-18-1
TOTAL OFFENSE PLAYS-YARDS	59-418	56-224
Fumble Returns-Yards	0-0	0-0
Punt Returns-Yards	3-9	0-0
Kickoff Returns-Yards	1-8	1-29
Interception Returns-Yards	1-35	0-0
Punts (Number-Avg)	3-34.3	3-43.0
Fumbles-Lost	0-0	0-0
Penalties-Yards	11-94	13-165
Possession Time	30:18	29:42
Third-Down Conversions	1-8	7-15
Fourth-Down Conversions	1-1	0-0
Red-Zone Scores-Chances	2-3	1-2
Sacks By: Number-Yards	1-8	5-35

INDIVIDUAL STATISTICS

RUSHING: PUR: Devin Mockobee 13-41; Reggie Love III 10-33; TEAM 1--2; Hudson Card 7---22. **NEB:** Jacory Barney Jr. 4-66; Emmett Johnson 8-50; Dante Dowdell 9-21; Heinrich Haarberg 2-18; Rahmir Johnson 5-9; Gabe Ervin Jr. 1-4; Jaylen Lloyd 1-1; Carter Nelson 1-0; Dylan Raiola 1--8


PASSING: PUR: Hudson Card 18-25-1-174-1. **NEB:** Dylan Raiola 17-27-0-257-1

RECEIVING: PUR: Jaron Tibbs 5-46; Max Klare 3-40; Drew Biber 3-24; Kam Brown 1-16; Leland Smith 1-15; De'Nylon Morrisette 1-14; Devin Mockobee 1-14; Shamar Rigby 1-7; Reggie Love III 1-5; Hudson Card 1--7. **NEB:** Jahmal Banks 5-82; Thomas Fidone II 3-39; Emmett Johnson 3-48; Jacory Barney Jr. 2-28; Jaylen Lloyd 1-25; Rahmir Johnson 1-15; Isaiah Neyor 1-14; Carter Nelson 1-6

INTERCEPTIONS: PUR: None. **NEB:** John Bullock 1-35

FUMBLES: PUR: None. **NEB:** None

TACKLE LEADERS: ILL: Joseph Jefferson II 7-2; Dillon Thieneman 6-3; **NEB:** Ceyair Wright 5-0; Mikai Gbayor 2-3

	
GAME 6 Oct. 5, 2024 Memorial Stadium Lincoln, Neb. Attend: 87,464 TV: FS1	
RUTGERS (4-1, 1-1)	7
NEBRASKA (5-1, 2-1)	14

SCORING BY QUARTERS

Team	1st	2nd	3rd	4th	OT	Total
Rutgers	0	0	0	7		7
Nebraska	7	7	0	0		14

SCORING SUMMARY

Qtr.	Time	Team	Scoring Play
1st	03:09	NEB	Dowdell 1 yd rush (Hohl kick) 7-75, 03:28 RUT 0, NEB 7
2nd	01:48	NEB	Bonner 11 yd rush (Hohl kick) 7-72, 02:32 RUT 0, NEB 14
4th	04:08	RUT	Black 11 yd pass from Kaliakmanis (Patel kick) 9-50, 03:40 RUT 7, NEB 14

TEAM STATISTICS

	RUT	NEB
FIRST DOWNS	18	15
RUSHES-YARDS (NET)	32-78	42-97
PASSING-YARDS (NET)	186	164
Passes Att-Comp-Int	37-15-2	28-14-1
TOTAL OFFENSE PLAYS-YARDS	69-264	70-261
Fumble Returns-Yards	0-0	0-0
Punt Returns-Yards	2-38	0-0
Kickoff Returns-Yards	0-0	2-29
Interception Returns-Yards	1-23	2-4
Punts (Number-Avg)	4-43.0	4-36.3
Fumbles-Lost	0-0	0-0
Penalties-Yards	4-28	7-37
Possession Time	28:25	31:35
Third-Down Conversions	2-14	7-19
Fourth-Down Conversions	2-6	3-3
Red-Zone Scores-Chances	1-2	2-2
Sacks By: Number-Yards	4-33	4-29

INDIVIDUAL STATISTICS

RUSHING: RUT: Kyle Monagai 19-78; Samuel Brown V 3-12; Timmy Ward 1-0; Athan Kaliakmanis 9--12. **NEB:** Dante Dowdell 14-57; Rahmir Johnson 5-34; Emmett Johnson 14-33; Janiran Bonner 1-11; TEAM 3--6; Dylan Raiola 5--32.

PASSING: RUT: Athan Kaliakmanis 15-37-2-186-1. **NEB:** Dylan Raiola 13-27-1-134-0; Brian Buschini 1-1-0-30-0.

RECEIVING: RUT: KJ Duff 3-43; Kenny Fletcher 3-8; Ben Black 2-54; Dymere Miller 2-35; Chris Long 2-18; Kyle Monagai 2-18; Ian Strong 1-10. **NEB:** Rahmir Johnson 3-40; Jacory Barney Jr. 3-28; Thomas Fidone II 3-15; Jaylen Lloyd 2-44; Jahmal Banks 1-31; Emmett Johnson 1-7; Dante Dowdell 1--1

INTERCEPTIONS: RUT: Flip Dixon 1-23. **NEB:** Marques Buford Jr. 1-4; Ceyair Wright 1-0.

FUMBLES: RUT: None. **NEB:** None.

TACKLE LEADERS: RUT: Dariel Djabome 7-1; **NEB:** Isaac Gifford 4-4



GAME 7

Oct. 19, 2024
Memorial Stadium
Bloomington, Ind.
Attend: 53,082
TV: FOX

NEBRASKA (5-2, 2-2)	7
INDIANA (7-0, 4-0)	56

SCORING BY QUARTERS

Team	1st	2nd	3rd	4th	Total
Nebraska	0	7	0	0	7
No. 16 Indiana	7	21	14	14	56

SCORING SUMMARY

Qtr.	Time	Team	Scoring Play
1st	09:35	IND	Ellison 5 yd rush (Radicic kick) 8-75, 05:25 NEB 0, IND 7
2nd	13:37	IND	Price 7 yd pass from Rourke (Radicic kick) 6-88, 02:19 NEB 0, IND 14
2nd	07:40	NEB	Barney Jr. 7 yd rush (Hohl kick) 13-75, 05:57 NEB 7, IND 14
2nd	03:47	IND	Lawton 1 yd rush (Radicic kick) 10-75, 03:53 NEB 7, IND 21
2nd	01:09	IND	Ellison 31 yd rush (Radicic kick) 4-74, 01:17 NEB 7, IND 28
3rd	06:25	IND	Cross 2 yd pass from Jackson (Radicic kick), 3-19, 01:10 NEB 7, IND 35
3rd	01:46	IND	Sarratt 15 yd pass from Jackson (Radicic kick), 4-51, 01:14 NEB 7, IND 42
4th	13:01	IND	Black 10 yd rush (Radicic kick) 4-43, 01:55 NEB 7, IND 49
4th	03:45	IND	Green 1 yd rush (Radicic kick) 5-19, 02:28 NEB 7, IND 56

TEAM STATISTICS

	NEB	IND
FIRST DOWNS	20	24
RUSHES-YARDS (NET)	29-70	33-215
PASSING-YARDS (NET)	234	280
Passes Att-Comp-Int	46-28-3	30-24-1
TOTAL OFFENSE PLAYS-YARDS	75-304	63-495
Fumble Returns-Yards	0-0	2-0
Punt Returns-Yards	1-5	2-20
Kickoff Returns-Yards	6-92	0-0
Interception Returns-Yards	1-26	3-84
Punts (Number-Avg)	3-41.0	3-32.0
Fumbles-Lost	3-2	0-0
Penalties-Yards	6-46	4-46
Possession Time	32:08	27:52
Third-Down Conversions	7-16	5-9
Fourth-Down Conversions	0-5	1-2
Red-Zone Scores-Chances	1-4	7-7
Sacks By: Number-Yards	1-9	2-11

INDIVIDUAL STATISTICS

RUSHING: IND: Justice Ellison 9-105; Ty Son Lawton 8-64; Kaelon Black 4-22; Tayven Jackson 2-21; Elijah Green 4-11; Kurtis Rourke 3-1; TEAM 3--9. **NEB:** Heinrich Haarberg 5-32; Emmett Johnson 8-24; Dante Dowdell 7-16; Jacory Barney Jr. 1-7; Rahmir Johnson 2-6; Gabe Ervin Jr. 1-2; Kwinten Ives 2-1; Isaiah Neyor 1--7; Dylan Raiola 2--11.

PASSING: IND: Kurtis Rourke 17-21-1-189-1; Tayven Jackson 7-8-0-91-2; Justice Ellison 0-1-0-0-0. **NEB:** Dylan Raiola 28-44-3-234-0; Heinrich Haarberg 0-2-0-0-0.

RECEIVING: IND: Miles Cross 7-65; Zach Horton 4-21; Elijah Sarratt 3-65; Myles Price 3-23; Justice Ellison 2-16; Omar Cooper Jr. 1-36; Ty Son Lawton 1-35; E.J. Williams Jr. 1-12; Anderson Coby 1-8; Ke'Shawn Williams 1--1. **NEB:** Jacory Barney Jr. 8-32; Thomas Fidone II 6-91; Jaylen Lloyd 3-36; Rahmir Johnson 3-19; Emmett Johnson 3-6; Jahmal Banks 2-33; Isaiah Neyor 2-13; Dante Dowdell 1-4.

INTERCEPTIONS: IND: Shawn Asbury II 1-78; Rolijah Hardy 1-6; Jamier Johnson 1-0. **NEB:** Malcolm Hartzog Jr. 1-27

FUMBLES: IND: None. **NEB:** Dante Dowdell 1-1; Emmett Johnson 1-0; Dylan Raiola 1-1

TACKLE LEADERS: IND: Aiden Fisher 4-7 **NEB:** Isaac Gifford 5-3



GAME 8

Oct. 26, 2024
Ohio Stadium
Columbus, Ohio
Attend: 104,830
TV: FOX

NEBRASKA (5-3, 2-3)	17
OHIO ST. (6-1, 3-1)	21

SCORING BY QUARTERS

Team	1st	2nd	3rd	4th	Total
Nebraska	0	6	3	8	17
No. 4 Ohio State	7	7	0	7	21

SCORING SUMMARY

Qtr.	Time	Team	Scoring Play
1st	00:29	OSU	Tate 40 yd pass from Howard (Fielding kick) 6-91, 03:02 NEB 0, OSU 7
2nd	10:21	NEB	Hohl 39 yd FG 10-54, 05:08 NEB 3, OSU 7
2nd	08:21	OSU	Smith 60 yd pass from Howard (Fielding kick), 4-75, 02:00 NEB 3, OSU 14
2nd	00:00	NEB	Hohl 54 yd FG 8-40, 02:02 NEB 6, OSU 14
3rd	07:29	NEB	Hohl 47 yd FG 12-58, 05:51 NEB 9, OSU 14
4th	10:47	NEB	Dowdell 1 yd rush (Boerkircher pass from Raiola) 9-74, 04:06 NEB 17, OSU 14
4th	06:04	OSU	Judkins 9 yd pass from Howard (Fielding kick) 8-75, 04:43 NEB 17, OSU 21

TEAM STATISTICS

	NEB	OSU
FIRST DOWNS	18	11
RUSHES-YARDS (NET)	33-121	31-64
PASSING-YARDS (NET)	152	221
Passes Att-Comp-Int	33-21-1	16-13-1
TOTAL OFFENSE PLAYS-YARDS	66-273	47-285
Fumble Returns-Yards	0-0	0-0
Punt Returns-Yards	1-3	1-8
Kickoff Returns-Yards	1-0	2-33
Interception Returns-Yards	1-34	1-0
Punts (Number-Avg)	6-40.8	5-47.0
Fumbles-Lost	2-0	1-0
Penalties-Yards	7-62	3-36
Possession Time	35:07	24:53
Third-Down Conversions	5-16	1-10
Fourth-Down Conversions	0-1	1-2
Red-Zone Scores-Chances	3-4	1-1
Sacks By: Number-Yards	2-10	3-21

INDIVIDUAL STATISTICS

RUSHING: OSU: Quinshon Judkins 10-29; TreVeyon Henderson 10-25; Will Howard 8-14; TEAM 3--4. **NEB:** Dante Dowdell 14-60; Dylan Raiola 9-31; Emmett Johnson 8-30; Jaylen Lloyd 1-4; Heinrich Haarberg 1--4.

PASSING: OSU: Will Howard 13-16-1-221-3. **NEB:** Dylan Raiola 21-32-1-152-0; TEAM 0-1-0-0-0.

RECEIVING: OSU: Carnell Tate 4-102; Jeremiah Smith 3-70; Emeka Egbuka 3-20; Gee Scott Jr. 2-20; Quinshon Judkins 1-9. **NEB:** Jacory Barney Jr. 7-49; Thomas Fidone II 4-55; Emmett Johnson 4-0; Jahmal Banks 2-31; Isaiah Neyor 2-15; Janiran Bonner 1-3; Jaylen Lloyd 1--1.

INTERCEPTIONS: OSU: Jordan Hancock 1-0. **NEB:** Malcolm Hartzog Jr. 1-34

FUMBLES: OSU: Will Howard 1-0. **NEB:** Dylan Raiola 1-0; Jacory Barney Jr. 1-0

TACKLE LEADERS: OSU: Cody Simon 4-4 **NEB:** DeShon Singleton 6-4



GAME 9

Nov. 2, 2024
Memorial Stadium
Lincoln, Neb.
Attend: 87,453
TV: BTN

UCLA (2-5, 2-4)	27
NEBRASKA (5-4, 2-4)	20

SCORING BY QUARTERS

Team	1st	2nd	3rd	4th	Total
UCLA	3	10	14	0	27
Nebraska	0	7	7	6	20

SCORING SUMMARY

Qtr.	Time	Team	Scoring Play
1st	07:00	UCLA	Bhaghani 25 yd FG 14-68, 08:00 UCLA 3, NEB 0
2nd	13:47	UCLA	Berger 10 yd pass from Garbers (Bhaghani kick) 11-85, 06:37 UCLA 10, NEB 0
2nd	10:02	NEB	Dowdell 4 yd rush (Hohl kick) 9-75, 03:45 UCLA 10, NEB 7
2nd	06:52	UCLA	Bhaghani 26 yd FG 7-67, 03:10 UCLA 13, NEB 7
3rd	14:50	UCLA	Medrano 38 yd interception return (Bhaghani kick) 0-0, 00:10 UCLA 20, NEB 7
3rd	08:21	UCLA	Gilmer 48 yd pass from Garbers (Bhaghani kick) 3-58, 01:42 UCLA 27, NEB 7
3rd	05:23	NEB	Neyor 8 yd pass from Raiola (Hohl kick) 7-75, 02:58 UCLA 27, NEB 14
4th	03:57	NEB	Dowdell 1 yd rush (Hohl kick missed) 13-53, 06:01 UCLA 27, NEB 20

TEAM STATISTICS

	UCLA	NEB
FIRST DOWNS	17	21
RUSHES-YARDS (NET)	30-139	38-113
PASSING-YARDS (NET)	219	209
Passes Att-Comp-Int	25-17-0	34-16-2
TOTAL OFFENSE PLAYS-YARDS	55-358	72-322
Fumble Returns-Yards	0-0	0-0
Punt Returns-Yards	1-16	0-0
Kickoff Returns-Yards	1-17	1-18
Interception Returns-Yards	2-38	0-0
Punts (Number-Avg)	5-41.6	3-55.7
Fumbles-Lost	0-0	0-0
Penalties-Yards	9-62	2-15
Possession Time	29:14	30:46
Third-Down Conversions	6-13	9-17
Fourth-Down Conversions	0-0	1-3
Red-Zone Scores-Chances	3-3	3-4
Sacks By: Number-Yards	4-23	2-12

INDIVIDUAL STATISTICS

RUSHING: UCLA: Ethan Garbers 6-56; T.J. Harden 11-46; Jalen Berger 7-21; Keegan Jones 5-18; TEAM 1--2. **NEB:** Dante Dowdell 17-61; Rahmir Johnson 3-27; Emmett Johnson 7-23; Jacory Barney Jr. 1-8; Heinrich Haarberg 4-8; Jaylen Lloyd 1--4; Dylan Raiola 5--10.


PASSING: UCLA: Ethan Garbers 17-25-0-219-2. **NEB:** Dylan Raiola 14-27-1-177-1; Heinrich Haarberg 2-7-1-32-0.

RECEIVING: UCLA: Moliki Matavao 4-52; Kwazi Gilmer 3-88; Titus Mokiao-Atimalala 2-20; J.Michael Sturdivant 2-19; Logan Loya 2-19; Jalen Berger 2-11; Bryce Pierre 1-7; T.J. Harden 1-3. **NEB:** Isaiah Neyor 4-89; Jacory Barney Jr. 4-78; Thomas Fidone II 4--6; Jahmal Banks 2-13; Emmett Johnson 1-7; Dante Dowdell 1-6.

INTERCEPTIONS: UCLA: Kain Medrano 1-38. **NEB:** None

FUMBLES: UCLA: None. **NEB:** None

TACKLE LEADERS: UCLA: Carson Schwesinger 9-4. **NEB:** Isaac Gifford 5-4

 <h2 style="margin: 0;">GAME 10</h2> <p style="margin: 0;">Nov. 16, 2024 LA Memorial Coliseum Los Angeles, Calif. Attend: 75,304 TV: FOX</p>	
NEBRASKA (5-5, 2-1)	20
USC (5-5, 3-5)	28

SCORING BY QUARTERS

Team	1st	2nd	3rd	4th	Total
Nebraska	7	7	6	0	20
USC	7	7	7	7	28

SCORING SUMMARY

Qtr.	Time	Team	Scoring Play
1st	09:37	NEB	C. Wright 45 yd interception return (Hohl kick), 0-0, 00:41 NEB 7, USC 0
1st	05:04	USC	Branch 6 yd pass from Maiava (Lantz kick) 9-65, 04:25 NEB 7, USC 7
2nd	13:05	USC	Hudson 12 yd pass from Maiava (Lantz kick) 8-86, 04:01 NEB 7, USC 14
2nd	09:21	NEB	E. Johnson 29 yd pass from Raiola (Hohl kick), 9-75, 03:44 NEB 14, USC 14
3rd	09:37	NEB	Hohl 29 yd FG 11-64, 05:23 NEB 17, USC 14
3rd	07:15	USC	Robinson 48 yd pass from Maiava (Lantz kick) 5-75, 02:22 NEB 17, USC 21
3rd	02:09	NEB	Hohl 30 yd FG 4-4, 02:01 NEB 20, USC 21
4th	02:45	USC	Maiava 2 yd rush (Lantz kick) 13-84, 07:39 NEB 20, USC 28

TEAM STATISTICS

	NEB	USC
FIRST DOWNS	19	22
RUSHES-YARDS (NET)	25-119	32-182
PASSING-YARDS (NET)	191	259
Passes Att-Comp-Int	38-27-2	35-25-1
TOTAL OFFENSE PLAYS-YARDS	63-310	67-441
Fumble Returns-Yards	1-0	0-0
Punt Returns-Yards	2-4	1-9
Kickoff Returns-Yards	1-23	1-32
Interception Returns-Yards	1-45	2-0
Punts (Number-Avg)	5-46.0	4-51.8
Fumbles-Lost	0-0	2-1
Penalties-Yards	5-40	5-70
Possession Time	28:10	31:50
Third-Down Conversions	5-13	6-13
Fourth-Down Conversions	1-1	1-1
Red-Zone Scores-Chances	2-3	3-4
Sacks By: Number-Yards	1-10	2-6

INDIVIDUAL STATISTICS

RUSHING: USC: Woody Marks 19-146; Jayden Maiava 5-20; Quinten Joyner 7-19; TEAM 1--3. **NEB:** Emmett Johnson 10-55; Dante Dowdell 8-52; Heinrich Haarberg 2-15; Dylan Raiola 5--3


PASSING: USC: Jayden Maiava 25-35-1-259-3. **NEB:** Dylan Raiola 27-38-2-191-1

RECEIVING: USC: Zachariah Branch 6-41; Woody Marks 6-36; Duce Robinson 4-90; Kyron Hudson 3-35; Kyle Ford 2-28; Makai Lemon 2-15; Lake McRee 1-9; Quinten Joyner 1-5. **NEB:** Emmett Johnson 7-36; Jahmal Banks 5-55; Janiran Bonner 3-21; Isaiah Neyor 3-18; Jacory Barney Jr. 2-9; Thomas Fidone II 2-9; Dante Dowdell 2-2; Jaylen Lloyd 1-24; Nate Boerkircher 1-9; Luke Lindenmeyer 1-8

INTERCEPTIONS: USC: Jaylin Smith 1-0; Greedy Vance Jr. 1-0. **NEB:** Ceyair Wright 1-45

FUMBLES: USC: Jayden Maiava 1-1; Team 1-0. **NEB:** None

TACKLE LEADERS: USC: Mason Cobb 7-2; **NEB:** John Bullock 5-2

 <h2 style="margin: 0;">GAME 11</h2> <p style="margin: 0;">Nov. 22, 2024 Memorial Stadium Lincoln, Neb. Attend: 86,923 TV: BTN</p>	
WISCONSIN (5-6, 3-5)	25
NEBRASKA (6-5, 3-5)	44

SCORING BY QUARTERS

Team	1st	2nd	3rd	4th	Total
Wisconsin	7	3	7	8	25
Nebraska	7	17	10	10	44

SCORING SUMMARY

Qtr.	Time	Team	Scoring Play
1st	12:07	NEB	Haarberg 5 yd rush (Hohl kick) 6-55, 02:44 WIS 0, NEB 7
1st	08:52	WIS	Green 4 yd pass from Locke (Vakos kick) 6-82, 03:11 WIS 7, NEB 7
2nd	14:18	NEB	Dowdell 12 yd rush (Hohl kick) 8-80, 03:45 WIS 7, NEB 14
2nd	09:58	WIS	Vakos 33 yd FG 7-32, 04:12 WIS 10, NEB 14
2nd	00:17	NEB	Banks 5 yd pass from Raiola (Hohl kick) 10-76, 03:00 WIS 10, NEB 21
2nd	00:02	NEB	Hohl 37 yd FG 2-12, 00:09 WIS 10, NEB 24
3rd	11:18	NEB	Hohl 45 yd FG 9-46, 02:44 WIS 10, NEB 27
3rd	03:07	NEB	Dowdell 3 yd rush (Hohl kick) 7-74, 03:18 WIS 10, NEB 34
3rd	01:19	WIS	Green 24 yd pass from Locke (Vakos kick) 4-79, 01:44 WIS 17, NEB 34
4th	10:52	NEB	Hohl 26 yd FG 11-67, 05:27 WIS 17, NEB 37
4th	08:30	WIS	Anthony II 58 yd pass from Locke (Green pass from Locke) 5-75, 02:22 WIS 25, NEB 37
4th	03:11	NEB	Dowdell 1 yd rush (Hohl kick) 10-75, 05:19 WIS 25, NEB 44

TEAM STATISTICS

	WIS	NEB
FIRST DOWNS	15	29
RUSHES-YARDS (NET)	25-115	36-180
PASSING-YARDS (NET)	292	293
Passes Att-Comp-Int	30-20-1	38-28-0
TOTAL OFFENSE PLAYS-YARDS	55-407	74-473
Fumble Returns-Yards	1-0	1-0
Punt Returns-Yards	1-9	1-9
Kickoff Returns-Yards	5-129	1-45
Interception Returns-Yards	0-0	1-7
Punts (Number-Avg)	2-49.5	2-50.5
Fumbles-Lost	1-1	1-1
Penalties-Yards	7-56	4-48
Possession Time	26:53	33:07
Third-Down Conversions	3-10	4-9
Fourth-Down Conversions	1-2	0-1
Red-Zone Scores-Chances	2-3	7-7
Sacks By: Number-Yards	0-0	0-0

INDIVIDUAL STATISTICS

RUSHING: WIS: Darrion Dupree 8-63; Tawee Walker 14-55; Braedyn Locke 2--1; TEAM 1--2. **NEB:** Emmett Johnson 16-113; Dante Dowdell 10-41; Heinrich Haarberg 6-18; Jacory Barney Jr. 1-11; Gabe Ervin Jr. 1-2; TEAM 2--5


PASSING: WIS: Braedyn Locke 20-30-1-292-3. **NEB:** Dylan Raiola 28-38-0-293-1

RECEIVING: WIS: Vinny Anthony II 7-137; Bryson Green 4-52; Trech Kekahuna 3-39; Darrion Dupree 2-14; Chris Brooks Jr. 1-27; Jackson Acker 1-11; Riley Nowakowski 1-8; Tucker Ashcraft 1-4. **NEB:** Jacory Barney Jr. 9-85; Emmett Johnson 6-85; Jahmal Banks 4-52; Isaiah Neyor 4-22; Nate Boerkircher 2-29; Isaiah Garcia-Castaneda 1-10; Luke Lindenmeyer 1-8; Janiran Bonner 1-2

INTERCEPTIONS: WIS: None. **NEB:** DeShon Singleton 1-7

FUMBLES: WIS: Tawee Walker 1-1 **NEB:** Janiran Bonner 1-1.

TACKLE LEADERS: WIS: Christian Alliegro 9-2; **NEB:** DeShon Singleton 1-5; Isaac Gifford 1-5

 <h2 style="margin: 0;">GAME 12</h2> <p style="margin: 0;">Nov. 29, 2024 Kinnick Stadium Iowa City, Iowa Attend: 69,250 TV: NBC</p>	
NEBRASKA (6-6, 3-6)	10
IOWA (8-4, 6-3)	13

SCORING BY QUARTERS

Team	1st	2nd	3rd	4th	Total
Nebraska	3	7	0	0	10
Iowa	0	0	3	10	13

SCORING SUMMARY

Qtr.	Time	Team	Scoring Play
1st	07:28	NEB	Hohl 31 yd FG 10-64, 05:23 NEB 3, IOWA 0
2nd	00:38	NEB	Dowdell 1 yd rush (Hohl kick) 12-74, 04:01 NEB 10, IOWA 0
3rd	04:30	UI	Stevens 20 yd FG 4-2, 02:06 NEB 10, IOWA 3
4th	14:44	UI	Johnson 72 yd pass from Stratton (Stevens kick) 3-86, 01:02 NEB 10, IOWA 10
4th	00:00	UI	Stevens 53 yd FG 3-1, 00:20 NEB 10, IOWA 13

TEAM STATISTICS

	NEB	IOWA
FIRST DOWNS	20	5
RUSHES-YARDS (NET)	43-144	26-49
PASSING-YARDS (NET)	190	115
Passes Att-Comp-Int	33-22-0	15-8-0
TOTAL OFFENSE PLAYS-YARDS	76-334	41-164
Fumble Returns-Yards	0-0	2-0
Punt Returns-Yards	1-0	1-25
Kickoff Returns-Yards	2-36	2-56
Interception Returns-Yards	0-0	0-0
Punts (Number-Avg)	7-34.9	9-40.4
Fumbles-Lost	5-2	1-0
Penalties-Yards	4-20	1-15
Possession Time	39:01	20:59
Third-Down Conversions	8-17	0-10
Fourth-Down Conversions	0-0	0-0
Red-Zone Scores-Chances	2-3	1-1
Sacks By: Number-Yards	1-6	4-21

INDIVIDUAL STATISTICS

RUSHING: IOWA: Kaleb Johnson 17-45; Seth Anderson 1-9; Jacob Gill 1-1; Jaziun Patterson 1-0; Jackson Stratton 3--2; Kamari Moulton 3--4. **NEB:** Emmett Johnson 18-71; Dante Dowdell 13-50; Rahmir Johnson 4-21; Dylan Raiola 7-3; Carter Nelson 1--1

PASSING: IOWA: Jackson Stratton 8-15-0-115-1. **NEB:** Dylan Raiola 22-32-0-190-0; Heinrich Haarberg 0-1-0-0-0.

RECEIVING: IOWA: Kaleb Johnson 2-73; Luke Lachey 2-9; Addison Ostrenga 2-8; Jacob Gill 1-17; Zach Ortwerth 1-8. **NEB:** Emmett Johnson 6-25; Jahmal Banks 4-41; Jacory Barney Jr. 3-29; Nate Boerkircher 2-39; Carter Nelson 2-11; Isaiah Neyor 2-7; Thomas Fidone II 1-25; Jaylen Lloyd 1-8; Rahmir Johnson 1-5

INTERCEPTIONS: IOWA: None. **NEB:** None.

FUMBLES: IOWA: Jackson Stratton 1-0. **NEB:** Dylan Raiola 3-1, Vincent Shavers Jr. 1-1, Emmett Johnson 1-0

TACKLE LEADERS: IOWA: Jay Higgins 4-8; **NEB:** Malcolm Hartzog Jr. 4-1; John Bullock 3-2; DeShon Singleton 3-2



NEBRASKA TEAM BOWL GAME RECORDS

TOTAL OFFENSE

- » Most Plays 94; 2014 Holiday Bowl vs. USC
- » Most Yards..... 636; 2000 Alamo Bowl vs. Northwestern
- » Fewest Yards 110; 1955 Orange Bowl vs. Duke
- » Best Per-Play Average..... 7.7; 2000 Alamo Bowl vs. Northwestern
- » Most First Downs 31; 2015 Foster Farms Bowl vs. UCLA
- » Fewest First Downs 6; 1955 Orange Bowl vs. Duke

RUSHING

- » Most Attempts 69; 2000 Alamo Bowl vs. Northwestern
- » Most Yards..... 524; 1996 Fiesta Bowl vs. Florida
- » Best Per-Rush Average 7.7; 1996 Fiesta Bowl vs. Florida
- » Fewest Rushing Attempts..... 24; 1966 Orange Bowl vs. Alabama
- » Fewest Rushing Yards 58; 1941 Rose Bowl vs. Stanford
- » Most Touchdowns..... 6; 1996 Fiesta Bowl vs. Florida
- 6; 1998 Orange Bowl vs. Tennessee
- 6; 2000 Alamo Bowl vs. Northwestern

PASSING

- » Most Attempts 51; 2014 Holiday Bowl vs. USC
- » Fewest Attempts..... 9; 1955 Orange Bowl vs. Duke
- 9; 1964 Orange Bowl vs. Auburn
- » Most Completions 32; 2014 Holiday Bowl vs. USC
- » Fewest Completions 1; 1955 Orange Bowl vs. Duke
- » Most Interceptions Thrown..... 5; 1967 Sugar Bowl vs. Alabama
- » Most Yards..... 381; 2014 Holiday Bowl vs. USC
- » Fewest Yards 16; 1974 Sugar Bowl vs. Florida
- » Most Touchdowns..... 3; 1966 Orange Bowl vs. Alabama
- 3; 1985 Sugar Bowl vs. Louisiana State
- 3; 2000 Alamo Bowl vs. Northwestern
- 3; 2005 Alamo Bowl vs. Michigan
- 3; 2014 Holiday Bowl vs. USC
- » Highest Completion Percentage824 (14-17)
- 1977 Liberty Bowl vs. North Carolina
- » Lowest Completion Percentage111 (1-9)
- 1955 Orange Bowl vs. Duke

PUNTING

- » Most Punts 10; 1980 Cotton Bowl vs. Houston
- » Best Average..... 51.5; 2005 Alamo Bowl vs. Michigan

SCORING

- » Most Points..... 66; 2000 Alamo Bowl vs. Northwestern
- » Most Touchdowns..... 9; 2000 Alamo Bowl vs. Northwestern
- » Largest Margin of Victory 49; 2000 Alamo Bowl vs. Northwestern
- » Largest Margin of Defeat..... 27; 1955 Orange Bowl vs. Duke
- 27; 1967 Sugar Bowl vs. Alabama
- » Most Points in a Loss 42; 2014 Holiday Bowl vs. USC
- » Fewest Points in a Win 13; 1964 Orange Bowl vs. Auburn
- 13; 1974 Sugar Bowl vs. Florida
- » Most Points in a Quarter... 31 (second); 2000 Alamo Bowl vs. Northwestern
- » Fewest Points Scored..... 0; 1992 Orange Bowl vs. Miami

TURNOVERS

- » Most Fumbles..... 6; 1986 Fiesta Bowl vs. Michigan
- 6; 1984 Orange Bowl vs. Miami
- » Most Fumbles Lost..... 4; 1983 Orange Bowl vs. Louisiana State
- 4; 1966 Orange Bowl vs. Alabama
- » Fewest Fumbles 0; 11 games
- » Most Turnovers (fumbles & interceptions)... 7; 1967 Sugar Bowl vs. Alabama

INTERCEPTIONS

- » Most Passes Intercepted 6; 1969 Sun Bowl vs. Georgia
- » Most Return Yards..... 68; 1969 Sun Bowl vs. Georgia

Penalties

- » Most Penalties..... 12; 2010 Holiday Bowl vs. Washington
- » Most Yards Penalized 102; 2010 Holiday Bowl vs. Washington
- » Fewest Penalties 1; 1976 Astro-Bluebonnet Bowl vs. Texas Tech
- » Fewest Yards Penalized 5; 1976 Astro-Bluebonnet Bowl vs. Texas Tech

NEBRASKA INDIVIDUAL BOWL GAME RECORDS

TOTAL OFFENSE

- » Most Yards Gained..... 422; Tommy Armstrong Jr., 2014 Holiday Bowl vs. USC
- » Best Per-Play Average ... 16.4; Johnny Rodgers, 1973 Orange Bowl vs. Notre Dame
- » Most TDs Responsible 4; Bob Churchich, 1966 Orange Bowl vs. Alabama
- 4; Craig Sundberg, 1985 Sugar Bowl vs. Louisiana State
- 4; Johnny Rodgers, 1973 Orange Bowl vs. Notre Dame
- 4; Eric Crouch, 2000 Alamo Bowl vs. Northwestern
- 4; Tommy Armstrong Jr., 2014 Holiday Bowl vs. USC

RUSHING

- » Most Attempts ... 37; Cory Ross, 2003 Alamo Bowl vs. Michigan State
- » Most Yards ... 240; Dan Alexander, 2000 Alamo Bowl vs. Northwestern
- » Best Per-Rush Average 12.4; Tommie Frazier, 1996 Fiesta Bowl vs. Florida
- » Longest Rush..... 75; Tommie Frazier, 1996 Fiesta Bowl vs. Florida
- » Most Rushing TDs 3; Scott Frost, 1998 Orange Bowl vs. Tennessee
- 3; Johnny Rodgers, 1973 Orange Bowl vs. Notre Dame

PASSING

- » Most Attempts 51; Tommy Armstrong Jr., 2014 Holiday Bowl vs. USC
- » Most Completions..... 32; Tommy Armstrong Jr., 2014 Holiday Bowl vs. USC
- » Most Interceptions Thrown ... 4; David Humm, 1974 Sugar Bowl vs. Florida
- » Most Yards..... 381; Tommy Armstrong Jr., 2014 Holiday Bowl vs. USC
- » Most Touchdowns..... 3; Bob Churchich, 1966 Orange Bowl vs. Alabama
- 3; Craig Sundberg, 1985 Sugar Bowl vs. Louisiana State
- 3; Zac Taylor, 2005 Alamo Bowl vs. Michigan
- 3; Tommy Armstrong Jr., 2014 Holiday Bowl vs. USC
- » Best Percentage846 (11-13); Tom Sorley, 1977 Liberty Bowl vs. North Carolina
- » Longest TD Pass..... 99; Tommy Armstrong Jr. to Quincy Enunwa, 2014 Gator Bowl vs. Georgia

RECEIVING

- » Most Receptions 8; De'Mornay Pierson-El, 2014 Holiday Bowl vs. USC
- » Most Yards 138; Johnny Mitchell, 1991 Citrus Bowl vs. Georgia Tech
- » Most TDs 2; Tony Jeter, 1966 Orange Bowl vs. Alabama
- 2; Todd Frain, 1985 Sugar Bowl vs. Louisiana State
- 2; Matt Davison, 2000 Alamo Bowl vs. Northwestern
- 2; Terrence Nunn, 2005 Alamo Bowl vs. Michigan
- 2; Quincy Enunwa, 2014 Gator Bowl vs. Georgia
- 2; Brnadon Reilly, 2016 Music City Bowl vs. Tennessee
- » Longest Reception..... 99; Quincy Enunwa from Tommy Armstrong Jr., 2014 Gator Bowl vs. Georgia

INTERCEPTIONS

- » Most Interceptions..... 2; Chad Daffer, 1985 Sugar Bowl vs. LSU
- 2; Charles Fryar, 1989 Orange Bowl vs. Miami
- 2; Tyrone Legette, 1992 Orange Bowl vs. Miami
- » Most Return Yards.... 65; Steve Manstedt, 1974 Cotton Bowl vs. Texas
- » Longest Return..... 65; Steve Manstedt, 1974 Cotton Bowl vs. Texas
- » Passes Broken Up ... 5; Zackary Bowman, 2005 Alamo Bowl vs. Michigan

PUNTING

- » Most Punts 10; Tim Smith, 1980 Cotton Bowl vs. Houston
- » Best Average..... 51.5; Sam Koch, 2005 Alamo Bowl vs. Michigan
- » Longest Punt..... 64; Sam Foltz, 2014 Holiday Bowl vs. USC

PUNT RETURNS

- » Most Returns..... 8; DeJuan Groce, 2002 Independence Bowl vs. Ole Miss
- » Most Return Yards ... 136; Johnny Rodgers, 1973 Orange Bowl vs. Notre Dame
- » Longest Return... 77; Johnny Rodgers, 1973 Orange Bowl vs. Notre Dame

KICKOFF RETURNS

- » Most Returns 5; Josh Davis, 2002 Independence Bowl vs. Ole Miss
- 5; Josh Davis, 2002 Rose Bowl vs. Miami
- 5; Damon Benning, 1995 Orange Bowl vs. Miami
- 5; Richard Bell, 1989 Orange Bowl vs. Miami
- » Most Return Yards 130; Frank Solich, 1966 Orange Bowl vs. Alabama
- » Longest Return..... 92; Willie Ross, 1962 Gotham Bowl vs. Miami

SCORING

- » Most Points ... 24; Johnny Rodgers, 1973 Orange Bowl vs. Notre Dame
- » Most Touchdowns ... 4; Johnny Rodgers, 1973 Orange Bowl vs. Notre Dame
- » Longest TD Play 99; Quincy Enunwa pass from Tommy Armstrong Jr., 2014 Gator Bowl vs. Georgia
- » Most Field Goals 4; Paul Rogers, 1969 Sun Bowl vs. Georgia
- 4; Alex Henery, 2009 Gator Bowl vs. Clemson
- 4; Alex Henery, 2009 Holiday Bowl vs. Arizona
- » Longest Field Goal.... 51; Josh Brown, 2000 Alamo Bowl vs. Northwestern
- » Most PATs..... 9 (of 9 att.); Josh Brown, 2000 Alamo Bowl vs. Northwestern

NEBRASKA INDIVIDUAL BOWL GAME RECORDS

SINGLE-GAME TOP PERFORMANCES

100-Yard Rushing Games

- 240 Dan Alexander; 2000 Alamo Bowl vs. Northwestern
- 206 Ahman Green; 1998 Orange Bowl vs. Tennessee
- 199 Tommie Frazier; 1996 Fiesta Bowl vs. Florida
- 165 Lawrence Phillips; 1996 Fiesta Bowl vs. Florida
- 161 Cory Ross; 2005 Alamo Bowl vs. Michigan
- 147 Mike Rozier; 1984 Orange Bowl vs. Miami
- 140 Rex Burkhead; 2013 Capital One Bowl
- 138 Cory Ross; 2003 Alamo Bowl vs. Michigan State
- 126 Tony Davis; 1974 Sugar Bowl vs. Florida
- 125 Quentin Castille; 2009 Gator Bowl vs. Clemson
- 122 Ameer Abdullah; 2014 Gator Bowl vs. Georgia
- 118 Rick Berns; 1976 Astro-Bluebonnet Bowl vs. Texas Tech
118 Mike Rozier; 1983 Orange Bowl vs. Louisiana State
- 114 Eric Crouch; 2002 Rose Bowl vs. Miami
- 108 Dennis Claridge; 1964 Orange Bowl vs. Auburn
108 Dan Alexander; 2000 Fiesta Bowl vs. Tennessee
- 106 Tony Davis; 1974 Cotton Bowl vs. Florida
- 102 Doug Dubose; 1985 Sugar Bowl vs. LSU

Passing Yards

- 381 Tommy Armstrong Jr.; 2014 Holiday Bowl vs. USC
- 243 Ryker Fyfe; 2016 Music City Bowl vs. Tennessee
- 236 Joe Ganz; 2009 Gator Bowl vs. Clemson
- 232 Bob Churchich; 1966 Orange Bowl vs. Alabama
- 220 Tom Sorley; 1979 Orange Bowl vs. Oklahoma
- 209 Tom Haase; 1991 Citrus Bowl vs. Georgia Tech
- 206 Tommie Frazier; 1994 Orange Bowl vs. Florida State
- 204 Taylor Martinez; 2013 Capital One Bowl vs. Georgia
- 201 Bob Churchich; 1967 Sugar Bowl vs. Alabama
- 193 Eric Crouch; 1998 Holiday Bowl vs. Arizona

Receiving Yards

- 138 Johnny Mitchell; 1991 Citrus Bowl vs. Georgia Tech (5 receptions)
- 129 Quincy Enunwa; 2014 Gator Bowl vs. Georgia (4 receptions)
- 123 Corey Dixon; 1993 Orange Bowl vs. Louisiana State (5 receptions)
123 Niles Paul; 2009 Holiday Bowl vs. Arizona (4 receptions)
- 107 Chuck Malito; 1976 Bluebonnet Bowl vs. Texas Tech (3 receptions)
107 Tim McCrady; 1980 Sun Bowl vs. Mississippi State (2 receptions)
- 102 De'Mornay Pierson-El; 2014 Holiday Bowl vs. USC (8 receptions)
- 98 Brandon Reilly; 2016 Music City Bowl vs. Tennessee (4 receptions)
- 96 Todd Peterson; 2009 Gator Bowl vs. Clemson (4 receptions)
- 91 Terrence Nunn; 2005 Alamo Bowl vs. Michigan (4 receptions)

Longest Field Goals

- 51 Josh Brown; 2000 Alamo Bowl vs. Northwestern
- 50 Paul Rogers; 1969 Sun Bowl vs. Georgia
50 Greg Barrios; 1989 Orange Bowl vs. Miami
50 Alex Henery; 2009 Holiday Bowl vs. Arizona
- 48 Alex Henery; 2009 Gator Bowl vs. Clemson
- 47 Alex Henery; 2009 Holiday Bowl vs. Arizona
- 46 Pat Smith; 2014 Gator Bowl vs. Georgia
- 45 Drew Brown; 2016 Music City Bowl vs. Tennessee
- 43 Rich Sanger; 1974 Cotton Bowl vs. Texas
- 42 Paul Rogers; 1969 Sun Bowl vs. Georgia
42 Dale Klein; 1987 Sugar Bowl vs. Louisiana State

Leading Scorers

- 24 Johnny Rodgers; 1973 Orange Bowl vs. Notre Dame
- 18 Lawrence Phillips; 1996 Fiesta Bowl vs. Florida
18 Scott Frost; 1998 Orange Bowl vs. Tennessee
- 16 Paul Rogers; 1969 Sun Bowl vs. Georgia
- 15 Alex Henery; 2009 Holiday Bowl vs. Arizona

Sacks

- 3 Trev Alberts; 1994 Orange Bowl vs. Florida State (29 yards)
3 Dwayne Harris; 1995 Orange Bowl vs. Miami (11 yards)
- 2 Terrell Farley; 1996 Fiesta Bowl vs. Florida (9 yards)
2 Aaron Wills; 2000 Fiesta Bowl vs. Tennessee (8 yards)
2 Trevor Johnson; 2002 Independence Bowl vs. Mississippi (19 yards)
2 Trevor Johnson; 2003 Alamo Bowl vs. Michigan State (16 yards)
2 Demorrio Williams; 2003 Alamo Bowl vs. Michigan State (12 yards)
2 Ndamukong Suh; 2009 Gator Bowl vs. Clemson (19 yards)
2 Pierre Allen; 2009 Holiday Bowl vs. Arizona (20 yards)
2 Lavonte David; 2012 Capital One Bowl vs. South Carolina (14 yards)
2 Jason Ankrrah; 2014 Gator Bowl vs. Georgia (21 yards)

ALL-TIME BOWL CAREER LEADERS

Rushing Yards

- 357 Rex Burkhead, 2009-12 (four games)
- 349 Dan Alexander, 1998-2000 (three games)
- 340 Mike Rozier, 1982-84 (three games)
- 326 Ahman Green, 1996-98 (three games)
- 325 Lawrence Phillips, 1994-96 (three games)

Most Attempts: 76; Rex Burkhead, 2009-12

Passing Yards

- 718 Tommy Armstrong Jr., 2013-present (three games)
- 501 Bob Churchich, 1965-67 (three games)
- 494 Eric Crouch, 1998-2002 (four games)
- 447 Tommie Frazier, 1993-96 (four games)
- 373 Taylor Martinez, 2010-13 (three games)

Most Attempts: 84, Tommy Armstrong Jr., 2013-present (three games)

Most Completions: 50, Tommy Armstrong Jr., 2013 (three games)

Receiving Yards

- 233 Matt Davison, 1998-2000, (three games)
- 200 Johnny Rodgers, 1971-73 (three games)
- 195 Johnny Mitchell, 1991-92 (two games)
195 Kenny Bell, 2011-14 (four games)
- 173 Corey Dixon, 1993-94, (two games)

Most Receptions: 15, Kenny Bell, 2011-14 (four games)

Scoring

- 36 Kris Brown 1996-98 (four games)
- 32 Josh Brown, 1999-2002 (four games)
- 30 Johnny Rodgers, 1971-73 (three games)
30 Scott Frost, 1996-98 (two games)
30 Alex Henery, 2008-10 (three games)

Touchdowns: 5, Frost and Rodgers

NEBRASKA BOWL GAME RECORDS

COMBINED RECORDS

- » Most Points..... 87; 2014 Holiday Bowl (USC 45, NU 42)
- » Fewest Points 17; 1965 Cotton Bowl (NU 7, Arkansas 10)
- » Most Touchdowns..... 11; 1996 Fiesta Bowl (NU 8, Florida 3)
..... 11; 2000 Alamo Bowl (NU 9, Northwestern 2)
..... 11; 2014 Holiday Bowl (NU 5, USC 6)
- » Fewest Touchdowns..... 2; five times
..... most recently 2003 Alamo Bowl vs. Michigan State
- » Most Points in Quarter.....
..... 45 (2nd Qtr.); 2000 Alamo Bowl (NU 31, Northwestern 14)
- » Most Plays 167; 2014 Holiday Bowl (NU 94, USC 73)
- » Most First Downs 50; 2014 Holiday Bowl (NU 28, USC 22)
- » Fewest First Downs..... 22; 1965 Cotton Bowl (NU 11, Arkansas 11)
- » Most Total Offensive Yards.... 1,040; 2014 Holiday Bowl (NU 525, USC 515)
- » Fewest Total Offensive Yards..... 344; 1965 Cotton Bowl (NU 168, Arkansas 176)
- » Most Rushing Yards.... 708; 2000 Alamo Bowl (NU 476, Northwestern 232)
- » Fewest Rushing Yards 129; 2009 Gator Bowl (NU 125, Clemson 4)
- » Most Rushes Attempted..... 115; 1974 Sugar Bowl (NU 60, Florida 55)
- » Fewest Rushes Attempted... 61; 2009 Gator Bowl (NU 35, Clemson 26)
- » Most Passing Yards 702; 2014 Holiday Bowl (NU 381, USC 321)
- » Fewest Passing Yards..... 108; 1955 Orange Bowl (NU 26, Duke 82)
- » Most Passes Attempted..... 90; 2014 Holiday Bowl (NU 51, USC 39)
- » Fewest Passes Attempted 22; 1955 Orange Bowl (NU 9, Duke 13)
- » Most Passes Completed 55; 2014 Holiday Bowl (NU 32, USC 23)
- » Fewest Passes Completed..... 7; 1974 Sugar Bowl (NU 2, Florida 5)
- » Most Touchdown Passes..... 7; 2013 Capital One Bowl (NU 2, Georgia 5)
- » Most Touchdown Rushes..... 7; 1996 Fiesta Bowl (NU 6, Florida 1)
..... 7; 2000 Alamo Bowl (NU 6, Northwestern 1)
- » Most Interceptions..... 8; 1969 Sun Bowl (NU 2, Georgia 6)
- » Most Fumbles..... 11; 1987 Sugar Bowl (NU 5, Louisiana State 6)
- » Fewest Fumbles 0; 1985 Sugar Bowl vs. Louisiana State
- » Most Fumbles Lost..... 6; 1971 Orange Bowl (NU 3, Louisiana State 3)
- » Most Turnovers 9; 1967 Orange Bowl (NU 7, Alabama 2)
..... 9; 1971 Orange Bowl (NU 4, Louisiana State 5)
- » Most Penalties..... 21; 1994 Orange Bowl (NU 11, Florida State 10)
- » Fewest Penalties... 3; 1976 Astro-Bluebonnet Bowl (NU 1, Texas Tech 2)
..... 3; 1967 Sugar Bowl (NU 2, Alabama 1)
- » Most Yards Penalized.... 208; 1987 Sugar Bowl (NU 78, Louisiana State 130)
- » Fewest Yards Penalized.... 26; 1976 Astro-Bluebonnet Bowl (NU 5, Texas Tech 21)

LONGEST SCORING PLAYS

1. 99 Quincy Enunwa pass from Tommy Armstrong Jr.; 2014 Gator Bowl vs. Georgia
2. 92 Willie Ross kickoff return; 1962 Gotham Bowl vs. Miami
3. 77 Johnny Rodgers punt return; 1972 Orange Bowl vs. Alabama
4. 75 Tommie Frazier run; 1996 Fiesta Bowl vs. Florida
5. 74 Niles Paul pass from Zac Lee; 2009 Holiday Bowl vs. Arizona
6. 71 DeJuan Groce punt return; 2002 Rose Bowl vs. Miami
7. 69 Matt Davison pass from Bobby Newcombe; 2000 Alamo Bowl vs. Northwestern
8. 68 Dennis Claridge run; 1964 Orange Bowl vs. Auburn
9. 65 Jordan Westerkamp pass from Tommy Armstrong Jr.; 2014 Holiday Bowl vs. USC
10. 60 Bobby Newcombe punt return; 2000 Fiesta Bowl vs. Tennessee
- 60 DeJuan Groce punt return; 2002 Independence Bowl vs. Ole Miss
12. 58 Bobby Newcombe pass from Eric Crouch; 2000 Alamo Bowl vs. Northwestern
13. 52 Frosty Anderson pass from Johnny Rodgers; 1973 Orange Bowl vs. Notre Dame
- 52 Tim McCrady pass from Jeff Quinn; 1980 Sun Bowl vs. Miss. State
- 52 Dana Brinson punt return; 1988 Fiesta Bowl vs. Florida State
- 52 Terrence Nunn pass from Zac Taylor; 2005 Alamo Bowl vs. Michigan
17. 50 Johnny Rodgers pass from David Humm; 1973 Orange Bowl vs. Notre Dame
- 50 Derek Brown run; 1991 Citrus Bowl vs. Georgia Tech
- 50 Eric Crouch run; 2000 Alamo Bowl vs. Northwestern

LONGEST PASSES

1. *99 Quincy Enunwa from Tommy Armstrong Jr.; 2014 Gator Bowl vs. Georgia
 2. *74 Niles Paul from Zac Lee; 2009 Holiday Bowl vs. Arizona
 3. *69 Matt Davison from Bobby Newcombe; 2000 Alamo Bowl vs. Northwestern
 4. * 65 Jordan Westerkamp pass from Tommy Armstrong Jr.; 2014 Holiday Bowl vs. USC
 5. *58 Bobby Newcombe from Matt Davison; 2000 Alamo Bowl vs. Northwestern
 - 58 Isaiah Fluellen from Jammal Lord; 2003 Alamo Bowl vs. Michigan St.
 7. 56 Johnny Rodgers from Jerry Tagge; 1972 Orange Bowl vs. Alabama
 - 56 Ben Cotton from Taylor Martinez; 2013 Capital One Bowl vs. Georgia
 9. 55 Tim McCrady from Jeff Quinn; 1980 Sun Bowl vs. Miss. State
 - 10.*52 Frosty Anderson from Johnny Rodgers; 1973 Orange Bowl vs. Notre Dame
 - *52 Tim McCrady from Jeff Quinn; 1980 Sun Bowl vs. Miss. State
 - *52 Terrence Nunn from Zac Taylor; 2005 Alamo Bowl vs. Michigan
 13. *50 Johnny Rodgers from David Humm; 1973 Orange Bowl vs. Notre Dame
- * Scoring play

LONGEST RUSHES

1. *75 Tommie Frazier; 1996 Fiesta Bowl vs. Florida
 2. *68 Dennis Claridge; 1964 Orange Bowl vs. Auburn
 3. 66 Jammal Lord; 2003 Alamo Bowl vs. Michigan State
 4. 58 Quentin Castille; 2009 Gator Bowl vs. Clemson
 5. *50 Derek Brown; 1991 Citrus Bowl vs. Georgia Tech
 - *50 Eric Crouch; 2000 Alamo Bowl vs. Northwestern
 7. 47 Ahman Green; 1998 Orange Bowl vs. Tennessee
 - 47 Willie Miller; 2000 Fiesta Bowl vs. Tennessee
 9. 45 Harry Wilson; 1965 Cotton Bowl vs. Arkansas
 10. 43 Ahman Green; 1996 Fiesta Bowl vs. Florida
- * Scoring play

INTERCEPTION RETURNS FOR TD

1. 42 Michael Booker; 1996 Fiesta Bowl vs. Florida
2. 24 Will Compton; 2013 Capital One Bowl vs. Georgia

PUNT RETURNS FOR TD

1. 77 Johnny Rodgers; 1972 Orange Bowl vs. Alabama
2. 71 DeJuan Groce; 2002 Rose Bowl vs. Miami
3. 60 Bobby Newcombe; 2000 Fiesta Bowl vs. Tennessee
- 60 DeJuan Groce; 2002 Independence Bowl vs. Ole Miss
5. 52 Dana Brinson; 1988 Fiesta Bowl vs. Florida State

KICKOFF RETURNS FOR TD

1. 92 Willie Ross; 1962 Gotham Bowl vs. Miami

FUMBLE RETURNS FOR TD

1. 31 Jason Peter; 1996 Orange Bowl vs. Virginia Tech

NEBRASKA OPPONENT BOWL GAME RECORDS

TEAM

Total Offense

- » Most Plays86; Alabama, 1966 Orange Bowl
- » Most Yards.....589; Georgia, 2013 Capital One Bowl
- » Fewest Yards109; Arizona, 2009 Holiday Bowl
- » Best Per-Play Average.....8.3; Georgia, 2013 Capital One Bowl
- » Most First Downs34; Miami, 1962 Gotham Bowl
- » Fewest First Downs.....6; Arizona, 2009 Holiday Bowl

Rushing

- » Most Attempts64; Duke, 1955 Orange Bowl
- » Most Yards.....292; Oklahoma, 1979 Orange Bowl
- » Best Per-Rush Average6.1; Northwestern, 2000 Alamo Bowl
- » Fewest Rushing Attempts.....16; UCLA, 2015 Foster Farms Bowl
- » Fewest Rushing Yards-28; Florida, 1996 Fiesta Bowl

Passing

- » Most Attempts51; Florida State, 1988 Fiesta Bowl
- » Most Completions28; Florida State, 1988 Fiesta Bowl
- » Most Interceptions Thrown.....6; Georgia, 1969 Sun Bowl
- » Most Yards.....427; Georgia, 2013 Capital One Bowl
- » Fewest Yards46; Arizona, 2009 Holiday Bowl
- » Most Touchdowns.....5; Florida State, 1990 Fiesta Bowl
-5; Georgia, 2013 Capital One Bowl
- » Highest Completion Percentage...714 (25-35); Tennessee, 1998 Orange Bowl
- » Lowest Completion Percentage...231 (2-13); Alabama, 1972 Orange Bowl
- » Fewest Attempts.....3; Oklahoma, 1979 Orange Bowl
- » Fewest Completions2; Oklahoma, 1979 Orange Bowl

Interceptions

- » Most Interceptions.....5; Alabama, 1967 Sugar Bowl
- » Most Return Yards.....84; Florida, 1974 Sugar Bowl

Punting

- » Most Punts10; Georgia, 1969 Sugar Bowl
-10; Northwestern, 2000 Alamo Bowl
- » Best Average.....52.3; Tennessee, 1998 Orange Bowl

Scoring

- » Most Points.....45; Georgia Tech, 1991 Citrus Bowl
-45; Georgia, 2013 Capital One Bowl
-45; USC, 2014 Holiday Bowl
- » Most Touchdowns.....6; Florida State, 1990 Fiesta Bowl
-6; Georgia Tech, 1991 Citrus Bowl
-6; Georgia, 2013 Capital One Bowl
-6; USC, 2014 Holiday Bowl
- » Largest Margin of Victory27; Duke, 1955 Orange Bowl
-27; Alabama, 1967 Sugar Bowl
- » Fewest Points in a Win10; Arkansas, 1965 Cotton Bowl
- » Most Points in a Quarter.....27 (second); Miami, 2002 Rose Bowl
- » Fewest Points Scored.....0; Arizona, 2009 Holiday Bowl

Turnovers

- » Most Fumbles.....7; Houston, 1980 Cotton Bowl
- » Most Fumbles Lost.....4; Mississippi State, 1980 Sun Bowl
- » Fewest Fumbles0; Eight times
- » Most Turnovers (fumbles & interceptions)...9; Georgia, 1969 Sun Bowl

Penalties

- » Most Penalties.....13; Florida State, 1990 Fiesta Bowl
- » Most Yards Penalized143; Miami, 1992 Orange Bowl
- » Fewest Penalties1; Alabama, 1967 Sugar Bowl
- » Fewest Yards Penalized.....15; Alabama, 1967 Sugar Bowl

INDIVIDUAL

Total Offense

- » Most Yards Gained....430; Aaron Murray, Georgia, 2013 Capital One Bowl
- » Best Per-Play Average....15.9; Peter Tom Willis, Florida St., 1990 Fiesta Bowl
- » Most TDs Responsible...5; Peter Tom Willis, Florida St., 1990 Fiesta Bowl
-5; Aaron Murray, Georgia, 2013 Capital One Bowl

Rushing

- » Most Attempts34; Chris Polk, Washington, 2010 Holiday Bowl
- » Most Yards.....177; Chris Polk, Washington, 2010 Holiday Bowl
- » Best Per-Rush Average10.7; Joshua Dobbs, Tennessee, 2016 Music City Bowl
- » Longest Rush...69; Damien Anderson, Northwestern, 2000 Alamo Bowl
- » Longest Rushing TD69; Damien Anderson, Northwestern, 2000 Alamo Bowl
- » Most Rushing TDs....3; Joshua Dobbs, Tennessee, 2016 Music City Bowl

Passing

- » Most Attempts51; Danny McManus, Florida St., 1988 Fiesta Bowl
- » Most Completions...28; Danny McManus, Florida St., 1988 Fiesta Bowl
- » Most Interceptions Thrown....5; Paul Gilbert, Georgia, 1969 Sun Bowl
- » Most Yards.....427; Aaron Murray, Georgia, 2013 Capital One Bowl
- » Most Touchdowns....5; Peter Tom Willis, Florida St., 1990 Fiesta Bowl
-5; Aaron Murray, Georgia, 2013 Capital One Bowl
- » Best Percentage ..696 (16-23) Shawn Jones, Georgia Tech, 1991 Citrus Bowl
- » Longest TD Pass..87; Aaron Murray, Georgia, 2013 Capital One Bowl

Receiving

- » Most Receptions9; Ray Perkins, Alabama, 1966 Orange Bowl
-9; Andy Hamilton, LSU, 1971 Orange Bowl
- » Most Yards.....199; Andre Johnson, Miami, 2002 Rose Bowl
- » Most Touchdowns.....2; seven players
-(most recent Chris Conley, Georgia, 2013 Capital One Bowl)
- » Longest Reception....87; Chris Conley, Georgia, 2013 Capital One Bowl
- » Longest TD Reception ...87; Chris Conley, Georgia, 2013 Capital One Bowl

Interceptions

- » Most Interceptions.....3; Bobby Johns, Alabama, 1967 Sugar Bowl
- » Most Return Yards.....63; Crezdon Butler, Clemson, 2009 Gator Bowl
- » Longest Return.....63; Crezdon Butler, Clemson, 2009 Gator Bowl

Punting

- » Most Punts10; Spike Jones, Georgia, 1969 Sun Bowl
-10; J.J. Standing, Northwestern, 2000 Alamo Bowl
- » Best Average.....52.3; Chris Hogue, Tennessee, 1998 Orange Bowl
- » Longest Punt78; Chris Hogue, Tennessee, 1998 Orange Bowl

Punt Returns

- » Most Returns7; Steve Breaston, Michigan, 2005 Alamo Bowl
- » Most Yards Returned ...72; Steve Breaston, Michigan, 2005 Alamo Bowl
- » Longest Return.....48; Eddie Brown, Miami, 1984 Orange Bowl

Kickoff Returns

- » Most Returns6; Reidel Anthony, Florida, 1996 Fiesta Bowl
- » Most Yards Return.....195; Reidel Anthony, Florida, 1996 Fiesta Bowl
- » Longest Return.....98; Adoree Jackson, USC, 2014 Holiday Bowl

Scoring

- » Most Points.....18; William Bell, Georgia Tech, 1991 Citrus Bowl
-18; Billy Taylor, Texas Tech, 1976 Astro-Bluebonnet Bowl
-18; Joshua Dobbs, Tennessee, 2016 Music City Bowl
- » Most Touchdowns.....3; William Bell, Georgia Tech, 1991 Citrus Bowl
-3; Billy Taylor, Texas Tech, 1976 Astro-Bluebonnet Bowl
-3; Joshua Dobbs, Tennessee, 2016 Music City Bowl
- » Longest TD.....98; Adoree Jackson (kickoff), USC, 2014 Holiday Bowl
- » Most Field Goals....4; Scott Bentley, Florida State; 1994 Orange Bowl
-4; Marshall Morgan, Georgia, 2014 Gator Bowl
- » Longest Field Goal.....49; Juan Bentanzos, LSU, 1983 Orange Bowl
- » Most PATs.....6; Scott Sisson, Georgia Tech, 1991 Citrus Bowl
-6; Andre Heidari, USC, 2014 Holiday Bowl

NEBRASKA'S ALL-TIME BOWL GAMES

1941 ROSE BOWL

STANFORD - 21
NEBRASKA - 13



Score by Quarters	1	2	3	4	Final
Stanford	7	7	7	0	21
Nebraska	7	6	0	0	13

Statistics	Nebraska	Stanford
First Downs	9	15
Rush Yards	58	202
Pass Yards	85	68
Total Yards	143	270

Pasadena, Calif., Jan. 1, 1941 - Nebraska was only the third Big Six team to play in a postseason bowl game, but the Cornhuskers made their first bowl trip a memorable one with an invitation to the granddaddy of them all — The Rose Bowl.

Under the warm California sun in Pasadena, Coach Biff Jones' Cornhuskers led Clark Shaughnessy's Stanford Indians twice in the first half, but fell victim to the innovative T-formation, 21-13. The Huskers took a 7-0 lead just six plays after the kickoff when fullback Vike Francis plunged over from the two. Stanford tied the count four plays later when Hugh Gallarneau bolted over from nine yards out.

In the second quarter, the Huskers took the lead again on a 33-yard Herm Rohrig-to-Allen Zikmund pass, but the Indians came back on Frankie Albert's 41-yard TD pass to Gallarneau for a 14-13 halftime lead. A 39-yard TD punt return by Pete Kmetovic iced the game for the Indians in the third quarter. The 92,000 fans on hand made up the largest crowd ever to see Nebraska play until the 2002 Rose Bowl (93,781).

1955 ORANGE BOWL

DUKE - 34
NEBRASKA - 7



Score by Quarters	1	2	3	4	Final
Duke	0	14	6	14	34
Nebraska	0	0	7	0	7

Statistics	Nebraska	Duke
First Downs	9	23
Rush Yards	84	288
Pass Yards	26	82
Total Yards	110	370

Miami, Fla., Jan. 1, 1955 - If Nebraska's first bowl bid was a memorable one, its second was one to forget. The 1954 Cornhuskers finished second behind Oklahoma in the Big Seven race and went to Miami under the no-repeat rule.

Making their first bowl appearance in 14 years, Bill Glassford's Cornhuskers trailed Duke's Blue Devils at the half, 14-0, but pulled within 14-7 early in the third quarter after a minus two-yard Duke punt. Halfback Don Comstock scored from the three to cap a 35-yard drive. After that, it was all Duke. Coach Bill Murray's Blue Devils rolled 65 yards to score on their next possession and added two more tallies in the fourth quarter to ice the game, 34-7.

1962 GOTHAM BOWL

NEBRASKA - 36
MIAMI - 34



Score by Quarters	1	2	3	4	Final
Miami	6	14	7	7	34
Nebraska	6	14	8	8	36

Statistics	Nebraska	Miami
First Downs	12	34
Rush Yards	150	181
Pass Yards	146	321
Total Yards	296	502

New York, N.Y., Dec. 15, 1962 - Playing under Coach Bob Devaney, Nebraska won its first bowl game in three tries, upsetting Miami and George Mira, 36-34, in the second and last of New York's now-defunct Gotham Bowl. Playing in Yankee Stadium before only 6,166 fans in freezing weather, the Huskers and Hurricanes put on one of the greatest bowl shows ever, trading scores in every quarter.

Willie Ross' one-yard plunge and Bill "Thunder" Thornton's subsequent two-point conversion run gave the Huskers a 36-27 lead just minutes into the fourth quarter. Mira, who passed for 321 yards, led a valiant comeback attempt but was thwarted by a last-minute interception by Husker guard Bob Brown.

1964 ORANGE BOWL

NEBRASKA - 13
AUBURN - 7



Score by Quarters	1	2	3	4	Final
Auburn	0	0	7	0	7
Nebraska	10	3	0	0	13

Statistics	Nebraska	Auburn
First Downs	11	17
Rush Yards	204	126
Pass Yards	30	157
Total Yards	234	283

Miami, Fla., Jan. 1, 1964 - Nebraska made its second Orange Bowl trip a happier one than the first with a 13-7 win over Auburn in the 1964 Miami classic. The Huskers evened their bowl record with the win and handed Bob Devaney his second bowl win in as many tries.

Husker quarterback Dennis Claridge broke the game open before most of the 72,647 fans had settled in their seats. On the Huskers' second play from scrimmage, Claridge bolted 68 yards down the sideline to put NU ahead 7-0. At the time, it was the longest TD run in Orange Bowl history. Moments later, Dave Theisen broke another Orange Bowl record with a 31-yard field goal. The record lasted until the second quarter when Theisen booted a 36-yarder to give NU a 13-0 halftime lead.

Auburn quarterback Jimmy Sidle almost brought the Tigers back, but Husker linebacker John Kirby batted a fourth-and-four pass away at the goal line with less than three minutes to go to preserve the win for Nebraska.

1965 COTTON BOWL

ARKANSAS - 10
NEBRASKA - 7



Score by Quarters	1	2	3	4	Final
Arkansas	3	0	0	7	10
Nebraska	0	7	0	0	7

Statistics	Nebraska	Arkansas
First Downs	11	11
Rush Yards	100	45
Pass Yards	68	131
Total Yards	168	176

Dallas, Texas, Jan. 1, 1965 - Coach Frank Broyles' Arkansas Razorbacks mounted an 80-yard fourth quarter drive against a previously impregnable Nebraska defense to down the Huskers, 10-7, in NU's first Dallas appearance. The Huskers had led most of the way in one of the greatest defensive battles in bowl history.

Arkansas opened the scoring on a 31-yard Tom McKnelly field goal in the first quarter. Sophomore Harry Wilson then capped a 69-yard Husker march in the second quarter with a one-yard plunge to give Nebraska a 7-3 halftime lead. The Huskers held that lead until Bobby Burnett finished the Arkansas drive with a three-yard TD run with 4:41 left in the game. In the fierce defensive struggle, first downs were even at 11, and the Razorbacks held a slim edge in total offense, 176-168.

1966 ORANGE BOWL

ALABAMA - 39
NEBRASKA - 28



Score by Quarters	1	2	3	4	Final
Alabama	7	17	8	7	39
Nebraska	0	7	6	15	28

Statistics	Nebraska	Alabama
First Downs	17	29
Rush Yards	145	222
Pass Yards	232	296
Total Yards	377	518

Miami, Fla., Jan. 1, 1966 - With the national championship riding on the outcome, Coach Bob Devaney's Huskers took on Alabama's Crimson Tide for the first time. Nebraska went into the game 10-0 and ranked third, while Alabama was 8-1-1 and fourth. Earlier in the day, top-ranked Michigan State lost to UCLA in the Rose Bowl and LSU knocked off No. 2 Arkansas in the Cotton Bowl to set up a national title game in the Orange Bowl.

Playing in Nebraska's first night bowl game, 'Bama won the title 39-28. The Tide led 24-7 at the half and the game was never in serious doubt, but led by the passing of Bob Churchich, the Huskers fought back and made the final score respectable.

NEBRASKA'S ALL-TIME BOWL GAMES

1967 SUGAR BOWL ALABAMA - 34 NEBRASKA - 7



Score by Quarters	1	2	3	4	Final
Alabama	17	7	3	7	34
Nebraska	0	0	0	7	7

Statistics	Nebraska	Alabama
First Downs	16	19
Rush Yards	84	157
Pass Yards	213	279
Total Yards	297	436

New Orleans, La., Jan. 2, 1967 - Never one to duck a challenge, Coach Bob Devaney and his Huskers accepted a bid for a rematch with Alabama and Bear Bryant in the Sugar Bowl. It turned out to be a little too much of a challenge as No. 3 'Bama handed the No. 6 Huskers a 34-7 thumping.

The Tide rolled up a 17-0 first-quarter advantage and led at halftime, 24-0, behind the passing of Kenny Stabler. Sophomore fullback Dick Davis prevented a complete whitewashing with a 15-yard TD catch of a Bob Churchich pass on the first play of the fourth quarter for NU's only score. Churchich sparkled again against the Tide, completing 21-of-34 passes for 201 yards. With the defeat, the Huskers became just the second team in NCAA history, behind Alabama, to hold the dubious distinction of having lost in each of the four major bowls.

1971 ORANGE BOWL NEBRASKA - 17 LSU - 12



Score by Quarters	1	2	3	4	Final
LSU	0	3	9	0	12
Nebraska	10	0	0	7	17

Statistics	Nebraska	LSU
First Downs	18	20
Rush Yards	132	51
Pass Yards	161	227
Total Yards	293	278

Miami, Fla., Jan. 1, 1971 - Playing under the lights in Miami's Orange Bowl for the first time in five years, Coach Bob Devaney's Nebraska Cornhuskers won the first of two straight national titles by virtue of a 17-12 win over LSU and some fortunate circumstances.

Earlier in the day, top-ranked Texas was upset by Notre Dame, 24-11, in the Cotton Bowl, and No. 2 Ohio State was shocked by Stanford, 27-17, in the Rose Bowl. That left the door to the title wide open for No. 3 Nebraska. The Huskers responded by building a 10-0 first-quarter lead on a 25-yard field goal by Paul Rogers and a three-yard TD run by Joe Orduna. But a pair of Mark Lumpkin FGs and a 31-yard Buddy Lee-to-Al Coffee TD pass on the last play of the third quarter gave the aroused Tigers a 12-10 lead.

Nebraska showed its grit by driving 67 yards. Quarterback Jerry Tagge stretched the ball over from the one-yard line with 8:50 left, and the Huskers clinched their first national title.

1973 ORANGE BOWL NEBRASKA - 40 NOTRE DAME - 6



Score by Quarters	1	2	3	4	Final
Notre Dame	0	0	0	6	6
Nebraska	7	13	20	0	40

Statistics	Nebraska	Notre Dame
First Downs	30	13
Rush Yards	300	104
Pass Yards	260	103
Total Yards	560	207

Miami, Fla., Jan. 1, 1973 - Heisman Trophy winner Johnny Rodgers went wild, scoring four touchdowns and passing for another, as the Cornhuskers became the first team to win three straight Orange Bowls, romping over Notre Dame, 40-6. In his last game as a Cornhusker, Rodgers was moved to I-back from his usual wingback position, and on the game's first play he took a pitchout for a 13-yard gain. It was a sign of things to come.

"Johnny R" capped his career by scoring on runs of eight, four and five yards and caught the Irish defense by surprise with a 52-yard TD pass to Frosty Anderson in the second quarter. He scored the last of his 50 career TDs (including bowls) when he caught a sideline pass from Dave Humm in the third quarter and scampered 50 yards to paydirt.

The contest marked the final appearance of Head Coach Bob Devaney on the Husker sideline, as he retired after the season with a 101-20-2 record and two national titles in 11 years at Nebraska.

1969 SUN BOWL NEBRASKA - 45 GEORGIA - 6



Score by Quarters	1	2	3	4	Final
Georgia	0	0	0	6	6
Nebraska	18	0	14	13	45

Statistics	Nebraska	Georgia
First Downs	17	11
Rush Yards	190	55
Pass Yards	165	130
Total Yards	355	185

El Paso, Texas, Dec. 20, 1969 - Golden-toed Paul Rogers booted a Sun Bowl-record four field goals — all in the first quarter — and Coach Bob Devaney's Huskers romped to a 45-6 win over Georgia in the 35th edition of El Paso's Sun Bowl.

Rogers booted FGs of 50, 32, 42 and 37 yards, and sophomore I-back Jeff Kinney added a TD run of 11 yards that gave Nebraska an 18-0 lead at the end of the first quarter, and the Huskers were never threatened. For his record-setting effort, Rogers was named the game's outstanding offensive player. The Big Eight co-champion Cornhuskers rolled up a 355-185 total offense advantage over the outmanned Bulldogs. Dan Schneiss led the Husker rushers with 63 yards, and Van Brownson completed 11-of-18 passes for 109 yards.

After two years away from the bowl scene, Nebraska started an NCAA record run of 35 consecutive bowl appearances for the Huskers (1969-2003) in the Sun Bowl.

1972 ORANGE BOWL NEBRASKA - 38 ALABAMA - 6



Score by Quarters	1	2	3	4	Final
Alabama	0	0	6	0	6
Nebraska	14	14	3	7	38

Statistics	Nebraska	Alabama
First Downs	15	16
Rush Yards	183	241
Pass Yards	159	47
Total Yards	342	288

Miami, Fla., Jan. 1, 1972 - It was supposed to be another "Game of the Century," rivaling Nebraska's 35-31 win over Oklahoma a few weeks earlier. The 12-0 Huskers were No. 1, the 11-0 Alabama Crimson Tide were No. 2, but the Orange Bowl had a dream game for a little less than a quarter.

The Huskers struck early on a two-yard TD run by Jeff Kinney before Johnny Rodgers broke the Tide's back with a 77-yard punt return for a touchdown on the last play of the first quarter. The Huskers added two more scores in the second stanza, and by halftime the Huskers left no doubt about who was No. 1, as Nebraska led 28-0. The Huskers continued to dominate and rolled to a 38-6 win, giving Nebraska a second straight national title and Coach Bob Devaney a satisfying first win in three tries over Alabama Coach Bear Bryant.

1974 COTTON BOWL NEBRASKA - 19 TEXAS - 3



Score by Quarters	1	2	3	4	Final
Texas	3	0	0	0	3
Nebraska	0	3	13	3	19

Statistics	Nebraska	Texas
First Downs	21	11
Rush Yards	240	106
Pass Yards	91	90
Total Yards	331	196

Dallas, Texas, Jan. 1, 1974 - Tom Osborne's Nebraska Cornhuskers broke open a tight contest in the third quarter with a pair of game-breaking plays to chalk up a 19-3 win over the Texas Longhorns. The chilled crowd of 67,500 saw the Big Eight's runner-up and the Southwest Conference champion battle to a 3-3 tie at halftime, thanks to a brilliant Longhorn goal-line stand just before the gun.

But the Huskers were not to be denied and midway through the third quarter, safety Bob Thornton returned a Texas field goal try 41 yards to set up the clinching touchdown. Ritch Bahe got the final 12 yards on a reverse to make it 10-3. Four plays later, John Bell recovered a Texas fumble at the Longhorn 19, and Tony Davis ripped in from the three to make it 16-3. Rich Sanger kicked a 43-yard field goal with 8:09 left to complete the scoring.

Texas had scored first on a 22-yard field goal by Bill Schott in the wake of a Husker fumble, but early in the second quarter, defensive end Steve Manstedt picked up a Roosevelt Leaks fumble in mid-air and raced 65 yards to the eight. But a stiff Longhorn defense forced a 24-yard field goal by Sanger.

NEBRASKA'S ALL-TIME BOWL GAMES

1974 SUGAR BOWL NEBRASKA - 13 FLORIDA - 10



Score by Quarters	1	2	3	4	Final
Florida	7	3	0	0	10
Nebraska	0	0	0	13	13

Statistics	Nebraska	Florida
First Downs	18	13
Rush Yards	304	178
Pass Yards	16	97
Total Yards	320	275

New Orleans, La., Dec. 31, 1974 - Rallying from a 10-0 deficit, Nebraska scored three times in the fourth quarter to win its sixth straight bowl game with a 13-10 defeat of the Florida Gators.

Florida scored once in the first quarter and kicked a field goal in the second, while holding Nebraska's usually strong offense to 138 total yards.

But in the fourth quarter, Tony Davis, Terry Luck, kicker Mike Coyle and the Blackshirts led Nebraska to victory.

Freshman sensation I-back Monte Anthony scored the Huskers' first touchdown with 13:24 left in the game, when he ran straight up the middle for two yards and a score. Coyle's kick was good, and the Huskers trailed 10-7.

Davis set up Coyle's two deciding field goals with inspired running, as he picked up 126 yards on 17 carries, including the longest run of the game for 40 yards. For his performance, Davis was named the game's most valuable player, an award he also received in the Cotton Bowl the previous year. Coyle tied the score on a 37-yard boot with 7:13 left in the game, and his 39-yard kick gave the Huskers the win.

1976 BLUEBONNET BOWL NEBRASKA - 27 TEXAS TECH - 24



Score by Quarters	1	2	3	4	Final
Texas Tech	3	14	7	0	24
Nebraska	7	7	13	0	27

Statistics	Nebraska	Texas Tech
First Downs	21	24
Rush Yards	164	191
Pass Yards	232	193
Total Yards	396	384

Houston, Texas, Dec. 31, 1976 - In the most exciting bowl game of the year, Nebraska edged a determined Texas Tech team, 27-24, in the Astro-Bluebonnet Bowl.

Twice Nebraska rallied to overcome 10-point deficits. With Texas Tech ahead 17-7 and time running out in the second quarter, quarterback Vince Ferragamo moved the Cornhuskers 80 yards in less than two minutes to score on a 22-yard touchdown pass to Mark Dufresne. But Texas Tech running back Billy Taylor countered in the third quarter with an eight-yard TD run to open the gap to 24-14.

Once again, the Cornhuskers started to work on the Texas Tech lead. Rick Berns broke around the right end and dashed untouched 18 yards into the end zone to put Nebraska within three. The Huskers took the lead when Ferragamo connected with Chuck Malito for a 23-yard touchdown pass.

Malito's touchdown proved to be the final score, but the game was in doubt until Reg Gast recovered a Red Raider fumble with 1:34 left in the game. The fumble killed a Tech threat and allowed Nebraska to run out the clock.

1979 ORANGE BOWL OKLAHOMA - 31 NEBRASKA - 24



Score by Quarters	1	2	3	4	Final
Oklahoma	7	7	17	0	31
Nebraska	7	0	3	14	24

Statistics	Nebraska	Oklahoma
First Downs	27	17
Rush Yards	217	292
Pass Yards	220	47
Total Yards	437	339

Miami, Fla., Jan. 1, 1979 - In the first-ever matchup of Big Eight teams in a bowl game, Nebraska just missed duplicating its 17-14 win over Oklahoma several weeks earlier in losing to the Sooners, 31-24.

Nebraska got off to a fast start in trying for an unprecedented double over OU, driving 80 yards in 15 plays after the opening kickoff to take a 7-0 lead on Tom Sorley's 21-yard touchdown pass to Tim Smith. The Huskers then watched the revenge-minded Sooners score 24 unanswered points.

Nebraska's rally started with 9:12 left in the game when I-back Rick Berns capped a 78-yard drive with a one-yard touchdown run that reduced the deficit to 31-17. A little more than a minute later, defensive tackle David Clark recovered quarterback Thomas Lott's fumble at the OU 42, and the Huskers were back in the game. Oklahoma's defense yielded 35 yards to the seven, but stiffened to stop I-back Craig Johnson on a fourth-and-one with 4:24 to go to seal the win. The Huskers did march 58 yards in 10 plays to score on a two-yard pass from Sorley to Junior Miller on the final play of the game.

1975 FIESTA BOWL ARIZONA STATE - 17 NEBRASKA - 14



Score by Quarters	1	2	3	4	Final
Arizona State	3	3	0	11	17
Nebraska	0	7	7	0	14

Statistics	Nebraska	Arizona State
First Downs	20	20
Rush Yards	198	162
Pass Yards	90	173
Total Yards	288	335

Tempe, Ariz., Dec. 26, 1975 - Nebraska's record-tying six-game bowl win streak was snapped by Arizona State in the 1975 Fiesta Bowl, when the Sun Devils edged the Huskers, 17-14, before 51,396 partisan fans on ASU's home field.

The final blow came with 4:50 remaining in the game, when ASU kicker Dan Kush successfully booted a 29-yard field goal, breaking a 14-14 tie and capping a rally from a 14-6 deficit after three quarters.

Fighting to the very end, Nebraska took the ensuing kickoff and drove to the Arizona State 31-yard line with less than two minutes to play. The Huskers' next two plays were incomplete passes, but on third down, quarterback Terry Luck hit fullback Tony Davis with a pass at the ASU 21-yard line. Davis was hit hard by two Arizona State players and fumbled the ball. The Sun Devils recovered, killed the clock and claimed the 17-14 win.

Nebraska ended the 1975 season at 10-2 and ranked No. 9 in the country. The Huskers lost their last two games of the year to Oklahoma, 35-10, and Arizona State, which finished 1-2 in the final AP poll.

1977 LIBERTY BOWL NEBRASKA - 21 NORTH CAROLINA - 17



Score by Quarters	1	2	3	4	Final
North Carolina	0	14	3	0	17
Nebraska	0	7	0	14	21

Statistics	Nebraska	North Carolina
First Downs	21	17
Rush Yards	206	169
Pass Yards	161	93
Total Yards	367	262

Memphis, Tenn., Dec. 19, 1977 - Quarterback Randy Garcia came off the bench in the fourth quarter to throw two touchdown passes and rally Nebraska from a 10-point, fourth-quarter deficit to a 21-17 win over North Carolina in the 19th annual Liberty Bowl.

Garcia, who replaced starter Tom Sorley, first hit wingback Curtis Craig, who made a sensational diving catch, for a 10-yard touchdown with 10:51 left to cut the Husker deficit to 17-14. Garcia then threw a 34-yard scoring pass to Tim Smith with 3:16 left in the game to cap a rally that ended UNC's upset hopes.

The Tar Heels drew first blood early in the second quarter on a 12-yard scoring pass from Matt Kupec to tight end Brooks Williams. After the Huskers tied the game at 7-7 on a 15-yard touchdown run by fullback Dodie Donnell, Kupec threw a 10-yard scoring pass to fullback Bob Loomis late in the half for a 14-7 North Carolina lead at intermission.

Carolina appeared to take control at 17-7 late in the third quarter on a 47-yard field goal by Tom Biddle, before Garcia's heroics brought NU back.

1980 COTTON BOWL HOUSTON - 17 NEBRASKA - 14



Score by Quarters	1	2	3	4	Final
Houston	0	7	0	10	17
Nebraska	7	0	0	7	14

Statistics	Nebraska	Houston
First Downs	13	18
Rush Yards	136	206
Pass Yards	91	119
Total Yards	227	325

Dallas, Texas, Jan. 1, 1980 - Reserve quarterback Terry Elston threw a six-yard, fourth-down touchdown pass to Eric Herring with just 12 seconds left as Houston handed Nebraska a heartbreaking 17-14 loss in a six-year string of incredible finishes in Husker bowl games.

Before a CBS national audience, the Huskers and Cougars battled tooth-and-nail for a full 60 minutes. The goal-line situation at the end was a fitting finale.

Nebraska struck first as Jarvis Redwine scored on a nine-yard run late in the first period, but Houston responded when Elston scored to knot the game 7-7 at the half.

After a scoreless third period, Southwest Conference champion Houston took its first lead of the game on a 41-yard field goal by Ken Hatfield with 8:25 left. The Huskers then forced a Houston fumble and Jeff Quinn found Jeff Finn for the go-ahead touchdown with 3:56 remaining.

The next 3:44 were all Elston, as the junior accounted for all but 11 yards in the Cougars' winning 66-yard drive, completing 5-of-7 passes for 45 yards, including three for crucial first downs, and rushing three times for 10 yards.

NEBRASKA'S ALL-TIME BOWL GAMES

1980 SUN BOWL NEBRASKA - 31 MISSISSIPPI STATE - 17



Score by Quarters	1	2	3	4	Final
Mississippi State	0	0	3	14	17
Nebraska	7	10	7	7	31

Statistics	Nebraska	Mississippi State
First Downs	16	15
Rush Yards	159	93
Pass Yards	159	102
Total Yards	318	195

El Paso, Texas, Dec. 27, 1980 - A great passing performance by senior Jeff Quinn and a stout defensive effort enabled Nebraska to enjoy a successful return to the Sun Bowl by downing Mississippi State, 31-17.

The Huskers drew first blood just 2:30 into the game when, on the first play after MSU's Mardye McDole fumbled a Nebraska punt, split end Todd Brown scored on a 23-yard end-around. NU added 10 points in the second quarter on a 22-yard Kevin Seibel field goal and an eight-yard Quinn-to-Jeff Finn pass to take a 17-0 lead into the locker room at halftime.

MSU finally scored in the third quarter on a 47-yard field goal and appeared to be gaining momentum when Husker defensive end Jimmy Williams recovered a fumble at the Bulldog 25 to set up a two-yard touchdown run by Andra Franklin. The Huskers iced the game with a 52-yard Quinn-to-Tim McCrady pass late in the game. For their efforts, Williams and Quinn were named the outstanding players of the 1980 Sun Bowl.

1982 ORANGE BOWL CLEMSON - 22 NEBRASKA - 15



Score by Quarters	1	2	3	4	Final
Clemson	6	6	10	0	22
Nebraska	7	0	0	8	15

Statistics	Nebraska	Clemson
First Downs	13	17
Rush Yards	193	155
Pass Yards	63	134
Total Yards	256	289

Miami, Fla., Jan. 1, 1982 - The battle between top-ranked Clemson and No. 4 Nebraska was for the national title as No. 2 Georgia and No. 3 Alabama lost their bowl games. The dream of a third national title in 12 years was not to be for the Huskers, as their own errors and standout performances by Clemson quarterback Homer Jordan and the Tiger defense gave the South Carolina school its first national title and a 12-0 season with a 22-15 victory.

The Tigers scored first on a 41-yard field goal to take a 3-0 lead, but NU came back and took a 7-3 lead midway through the first quarter on a 25-yard TD pass from I-back Mike Rozier to wingback Anthony Steels.

The opportunistic Tigers then took advantage of Husker errors to score 19 unanswered points and led 22-7 after three periods. Early in the fourth quarter, the Huskers came back on a 26-yard scoring run and a two-point conversion by Roger Craig, cutting the margin to 22-15. But an eighth untimely penalty stopped another promising drive moments later, and the elusive Jordan ate up all but six seconds of the last 5:24.

1983 ORANGE BOWL NEBRASKA - 21 LSU - 20



Score by Quarters	1	2	3	4	Final
LSU	7	7	3	3	20
Nebraska	7	0	7	7	21

Statistics	Nebraska	LSU
First Downs	22	12
Rush Yards	219	38
Pass Yards	184	173
Total Yards	403	211

Miami, Fla., Jan. 1, 1983 - Nebraska was its own worst enemy for most of the game, but the Huskers pulled out a 21-20 victory over LSU with a strong second half.

After jumping out to an early 7-0 lead, NU appeared poised for another score following an interception. But Nebraska turned the ball right back over to set up a tying Tiger touchdown. The Huskers then fumbled the ball away at the LSU 15, forced a punt and fumbled it at their own 45 to set up another LSU score. Then NU threw an interception and was thankful to be down only 14-7 at halftime.

The second half did not start out any better, as NU missed a field goal and fumbled again to set up a field goal that gave LSU a 17-7 lead. But down 10 points, the Husker offense came alive, driving 80 yards in 12 plays to score on an 11-yard pass from Turner Gill to Mike Rozier, and going 47 yards in seven plays to regain the lead, 21-17, early in the fourth quarter on a one-yard run by Gill.

Another interception set up an LSU field goal that cut the margin to 21-20. But the Husker offense sealed the win by eating up the final 5:05.

1984 ORANGE BOWL MIAMI - 31 NEBRASKA - 30



Score by Quarters	1	2	3	4	Final
Miami	17	0	14	0	31
Nebraska	0	14	3	13	30

Statistics	Nebraska	Miami
First Downs	25	22
Rush Yards	306	130
Pass Yards	172	300
Total Yards	478	430

Miami, Fla., Jan. 2, 1984 - In one of the most exciting bowl games ever played, No. 4 Miami overcame two rallies from double-digit deficits from No. 1 Nebraska to win the national championship. The game was decided when strong safety Ken Calhoun knocked Turner Gill's two-point PAT pass out of Jeff Smith's hands with 48 seconds left in the game, preserving a 31-30 home-field win for Miami.

Behind Bernie Kosar, Miami jumped to a quick 17-0 first-quarter lead and never trailed. The Huskers rallied to score two second-quarter touchdowns, then tied the game early in the second half on a Scott Livingston field goal, but Miami scored twice in a five-minute span later in the third period to put the visitors in a 31-17 hole.

Jeff Smith came in for injured Heisman Trophy winner Mike Rozier and rushed for 99 yards and two touchdowns, the second, a 24-yarder on fourth-and-eight, to get the Huskers within 31-30. Coach Tom Osborne eschewed the PAT kick, and a tie that would have assured Nebraska the national title, and decided to go for it all. But, thanks to Calhoun, Gill, Smith and Osborne came up just short.

1985 SUGAR BOWL NEBRASKA - 28 LSU - 10



Score by Quarters	1	2	3	4	Final
LSU	3	7	0	0	10
Nebraska	0	7	7	14	28

Statistics	Nebraska	LSU
First Downs	23	21
Rush Yards	280	183
Pass Yards	143	221
Total Yards	423	404

New Orleans, La., Jan. 1, 1985 - Senior quarterback Craig Sundberg closed out his career in grand style, as he led the Huskers back from a 10-0 first-half deficit to a 28-10 win over Louisiana State in the 51st annual Sugar Bowl.

LSU scored on two of its first three possessions to grab the early lead, but after a rocky start, the Sundberg-led NU offense put up 28 unanswered points. Two of the Huskers' four touchdowns were set up by a defense that forced six Tiger turnovers, including five interceptions.

Doug DuBose helped spark Nebraska with a 102-yard rushing effort, but it was Sundberg who provided most of the punch and was named the game's most valuable player. Starting for the first time since arm trouble knocked him out of the starting lineup at midseason, Sundberg completed 10-of-15 passes for 143 yards, threw for three touchdowns and ran for the go-ahead score on a nine-yard sprint 6:46 into the second half. Sundberg's three touchdown passes tied a Nebraska bowl record. Two of those scoring tosses went to tight end Todd Frain, tying another NU bowl mark.

1986 FIESTA BOWL MICHIGAN - 27 NEBRASKA - 23



Score by Quarters	1	2	3	4	Final
Michigan	3	0	24	0	27
Nebraska	0	14	0	9	23

Statistics	Nebraska	Michigan
First Downs	20	16
Rush Yards	304	171
Pass Yards	66	63
Total Yards	370	234

Tempe, Ariz., Jan. 1, 1986 - After building a 14-3 halftime lead, Nebraska self-destructed in the third quarter and was never able to recover completely in dropping a 27-23 decision to Michigan in the Sunkist Fiesta Bowl.

The Huskers used a pair of second-quarter touchdowns by I-back Doug DuBose to take the lead, but a fumble on the third play of the second half set up a 21-yard Wolverine touchdown drive that cut the NU margin to 14-10. Nebraska fumbled again on the second play after the ensuing kickoff, setting up a 38-yard touchdown drive that put Michigan up for good, 17-14.

Nebraska's next drive stalled after one first down, and the Wolverines blocked Dan Wingard's punt, recovering it at the NU six-yard line. The Nebraska defense held, and a 19-yard Pat Moons field goal made it 20-14 Michigan, 8:18 into the second half. Later in the period, the Maize and Blue took advantage of two pass interference penalties to score another touchdown to build what proved to be an insurmountable 27-14 lead.

NEBRASKA'S ALL-TIME BOWL GAMES

1987 SUGAR BOWL NEBRASKA - 30 LSU - 15



Score by Quarters	1	2	3	4	Final
LSU	7	0	0	8	15
Nebraska	0	10	7	13	30

Statistics	Nebraska	LSU
First Downs	22	10
Rush Yards	242	32
Pass Yards	110	159
Total Yards	352	191

New Orleans, La., Jan. 1, 1987 - Louisiana State had a 66-yard touchdown drive in the first three minutes of the contest and another 66-yard touchdown drive in the last three minutes of the game. In between, Nebraska dominated the Tigers by running off 30 unanswered points to post a 30-15 win in the USF&G Sugar Bowl, the Huskers' 25th bowl appearance.

Between those two Tiger drives, Nebraska gained 334 yards to LSU's 59, and had a first-down advantage of 22-3. The Huskers made a remarkable recovery from a disheartening loss to Oklahoma at the end of the regular season and posted Nebraska's fourth bowl win over LSU in as many tries and the third in five years.

Steve Taylor became the second Nebraska quarterback in three years to win the Miller-Digby Trophy as the Sugar Bowl MVP. He completed 11-of-19 passes for 110 yards and one touchdown and rushed 20 times for 63 yards and another score. Of Taylor's 173 total offensive yards, 90 came in two drives in which the Huskers went from a 7-3 deficit to a 17-7 lead.

1988 FIESTA BOWL FLORIDA STATE - 31 NEBRASKA - 28



Score by Quarters	1	2	3	4	Final
Florida State	0	21	3	7	31
Nebraska	14	0	14	0	28

Statistics	Nebraska	Florida State
First Downs	20	26
Rush Yards	242	82
Pass Yards	142	375
Total Yards	384	457

Tempe, Ariz., Jan. 1, 1988 - Florida State quarterback Danny McManus hit Ronald Lewis with a 15-yard, fourth-down touchdown pass with 3:07 left in the game to give Florida State a 31-28 win over Nebraska. The TD pass capped a 97-yard touchdown drive by the Seminoles, who had taken over at their three-yard line with 6:58 to go when a fumble kept the Huskers from putting the game away.

It was a frustrating day for Nebraska, which jumped to a 14-0 first-quarter lead on a short drive set up by a Richard Bell punt return, and a 52-yard punt return touchdown by Dana Brinson. The Husker defense held FSU to just 82 yards on the ground, including only 28 yards by standout tailback Sammie Smith. But McManus threw for 375 yards, his career high by 100 yards. He was named the offensive player of the game, while Husker tackle Neil Smith earned defensive honors.

Even after Florida State took the late lead, the Huskers almost rallied, but Steve Taylor's 58-yard pass to Morgan Gregory that advanced NU to the Seminole two-yard line was called back because of a penalty.

1989 ORANGE BOWL MIAMI - 23 NEBRASKA - 3



Score by Quarters	1	2	3	4	Final
Miami	7	13	0	3	23
Nebraska	0	0	3	0	3


Statistics	Nebraska	Miami
First Downs	10	20
Rush Yards	80	69
Pass Yards	55	285
Total Yards	135	354

Miami, Fla., Jan. 2, 1989 - Second-ranked Miami's quickness, particularly on defense, proved to be too much for No. 6 Nebraska, as the Hurricanes dominated the Huskers, 23-3. Despite the win and a final 11-1 record, the Hurricanes were unable to lay claim to a second straight national title, which went to undefeated Notre Dame.

Although the Nebraska defense held the Miami offense to 354 total-offense yards, nearly 100 yards less than its season average, the Huskers never could get untracked against the Hurricanes' second-ranked defense. After leading the nation in rushing at 382.3 yards per game during the regular season, NU managed only 80 yards rushing against Miami and finished with 10 first downs.

NU needed a career-long 50-yard field goal by Gregg Barrios to capitalize on its only serious scoring threat. Early in the third quarter, Tahaun Lewis picked off a pass and returned it to the Miami 37. But the Huskers had to settle for Barrios' field goal, which prevented Nebraska's first shutout since the 1973 season.

1990 FIESTA BOWL FLORIDA STATE - 41 NEBRASKA - 17



Score by Quarters	1	2	3	4	Final
Florida State	0	21	20	0	41
Nebraska	7	3	0	7	17

Statistics	Nebraska	Florida State
First Downs	18	18
Rush Yards	115	72
Pass Yards	207	422
Total Yards	322	494

Tempe, Ariz., Jan. 1, 1990 - Fifth-ranked Florida State rode the arm of quarterback Peter Tom Willis and the talents of a bevy of quick, talented receivers to a 41-17 win over No. 6 Nebraska in the 19th SunKist Fiesta Bowl.

NU had the lead twice in the first half after driving 69 yards for a touchdown on their first possession, and taking a 10-7 lead on a field goal in the second period.

From then on, it was all FSU. The Seminoles scored touchdowns on five of their next seven possessions to build a 41-10 lead at the end of three quarters. In the process, Willis had the best passing day ever against NU in a bowl game, completing 25-of-40 passes for 422 yards and five touchdowns.

For the second straight year, the Huskers faced a bowl opponent that was probably the best team in the nation, but had virtually no hope of winning the national title because of untimely defeats early in the year. FSU lost its first two games in 1989 to Southern Mississippi and Clemson, then roared back to win its last 10, including a 24-10 victory over eventual No. 1 Miami.

1991 CITRUS BOWL GEORGIA TECH - 45 NEBRASKA - 21



Score by Quarters	1	2	3	4	Final
Georgia Tech	7	17	7	14	45
Nebraska	0	14	7	0	21

Statistics	Nebraska	Georgia Tech
First Downs	14	19
Rush Yards	126	190
Pass Yards	209	277
Total Yards	335	467

Orlando, Fla., Jan. 1, 1991 - Despite a second-quarter rally, Nebraska was unable to overcome a 21-0 deficit as the Huskers fell to undefeated Georgia Tech, 45-21, in the Florida Citrus Bowl. The Yellow Jackets finished 11-0-1 with the victory and edged Colorado for the UPI national title, while the Buffaloes, who had beaten NU, 27-12, in November, claimed the AP crown.

Two freshmen gave Husker fans a ray of hope after Tech took a three-touchdown lead. All-Big Eight tight end Johnny Mitchell hauled in a 30-yard touchdown pass from Tom Haase, then I-back Derek Brown sprinted 50 yards to cut the margin to 21-14 with 5:07 left in the half. But that was as close as Nebraska would get, and running back William Bell's two fourth-quarter touchdowns sealed the Huskers' fate.

Mitchell finished the game with five receptions for an NU bowl record 138 yards, while Brown rushed for 99 yards, and Haase came off the bench to complete 14-of-21 passes for 209 yards and two touchdowns.

1992 ORANGE BOWL MIAMI - 22 NEBRASKA - 0



Score by Quarters	1	2	3	4	Final
Miami	13	0	9	0	22
Nebraska	0	0	0	0	0

Statistics	Nebraska	Miami
First Downs	9	25
Rush Yards	82	182
Pass Yards	89	257
Total Yards	171	439

Miami, Fla., Jan. 1, 1992 - No. 1-ranked Miami, playing on its home field for at least a share of its fourth national title in nine years, used overwhelming team speed and a smothering defense to blank Nebraska, 22-0. It was the Cornhuskers' first shutout defeat in 221 games since the 1973 season.

The win left the Hurricanes 12-0 on the season with a split national title, joining a 12-0 Washington team that beat Nebraska, 36-21, at Lincoln in September. The Hurricanes were No. 1 in the Associated Press poll, while the Huskies claimed the top spot in the USA Today/CNN Coaches poll. It was the second straight year for a split title, and for the second straight year Nebraska, 9-2-1, lost to both teams involved, having been defeated by Colorado and Georgia Tech the previous season.

Miami held Nebraska to 82 rushing yards after the Huskers had won the NCAA rushing title in the regular season at 353.2 yards per game.

NEBRASKA'S ALL-TIME BOWL GAMES

1993 ORANGE BOWL FLORIDA STATE - 27 NEBRASKA - 14



Score by Quarters	1	2	3	4	Final
Florida State	7	13	7	0	27
Nebraska	0	7	0	7	14

Statistics	Nebraska	Florida State
First Downs	13	23
Rush Yards	144	221
Pass Yards	146	215
Total Yards	290	436

Miami, Fla., Jan. 1, 1993 - The Seminoles scored 20 straight points to open the game and cruised to a 27-14 victory.

Nebraska had missed on two field goal opportunities, while Florida State was good on two attempts. After Nebraska stalled on its first possession of the second half, the Seminoles put together an 85-yard drive to go up 27-7. That would prove to be FSU's last score, as the Husker defense forced the Seminoles to punt on all of their five remaining possessions. Tommie Frazier connected with Gerald Armstrong on a one-yard pass with 10 minutes remaining in the fourth quarter to pull within 13, but two interceptions thwarted the comeback bid.

The No. 11 Huskers turned the ball over three times after leading the nation in turnover margin during the regular season. NU was limited to 144 yards rushing after leading the nation in that category during the regular season.

NU dropped to 9-3 on the season and finished 14th in the final polls, its 24th consecutive year finishing in the AP top 25. FSU finished second to Alabama in the rankings.

1995 ORANGE BOWL NEBRASKA - 24 MIAMI - 17



Score by Quarters	1	2	3	4	Final
Miami	10	0	7	0	17
Nebraska	0	7	2	15	24

Statistics	Nebraska	Miami
First Downs	20	14
Rush Yards	199	29
Pass Yards	106	248
Total Yards	305	277

Miami, Fla., Jan. 1, 1995 - Behind a pair of fourth-quarter touchdown runs by fullback Cory Schlesinger, No. 1 Nebraska defeated third-ranked Miami, 24-17, to capture its first national title since 1971. The title was the first for NU Head Coach Tom Osborne, whose teams fell just short in the 1982, 1984 and 1994 Orange Bowls.

After spotting the Hurricanes a 10-0 advantage at the end of the first quarter, the Huskers trailed 10-7 at half following a second-quarter Brook Berringer 19-yard touchdown pass to Mark Gilman. Miami extended the margin to 17-7 on a 44-yard touchdown pass five plays into the third quarter, but would not score again.

On Miami's next possession, Dwayne Harris sacked Frank Costa for a safety. In the fourth quarter, Schlesinger scored from 15 yards out and NU converted its two-point try to tie the game at 17-17. After forcing a three-and-out on Miami's next possession, Nebraska marched 58 yards on six plays before Schlesinger's 14-yard score gave the Huskers a 24-17 lead. Kareem Moss ended any Hurricane comeback hopes with an interception.

1996 ORANGE BOWL NEBRASKA - 41 VIRGINIA TECH - 21



Score by Quarters	1	2	3	4	Final
Virginia Tech	7	7	7	0	21
Nebraska	0	17	14	10	41

Statistics	Nebraska	Virginia Tech
First Downs	25	22
Rush Yards	279	193
Pass Yards	136	214
Total Yards	415	407

Miami, Fla., Dec. 31, 1996 - Nebraska used strong performances from I-back Damon Benning and quarterback Scott Frost to down 10th-ranked Virginia Tech, 41-21.

The sixth-ranked Huskers picked up their third straight bowl victory, as Benning rushed for 95 yards and scored on touchdown runs of 33 and six yards.

The Hokies led 7-0 after the first quarter, before Nebraska scored 17 straight points. Kris Brown's 25-yard field goal cut the Hokie lead to 7-3, before Scott Frost scored on a five-yard touchdown run. The NU defense pushed the margin to 17-7 after Jason Peter recovered a fumble and raced 31 yards for a touchdown.

Jim Druckenmiller threw a pair of touchdown passes to close the gap to 24-21 midway through the third quarter before NU scored the final 17 points. Benning scored on a six-yard run, while Brown added a 37-yard field goal before a 22-yard touchdown run by Frost with three minutes left clinched the victory.

1994 ORANGE BOWL FLORIDA STATE - 18 NEBRASKA - 16



Score by Quarters	1	2	3	4	Final
Florida State	0	6	9	3	18
Nebraska	0	7	0	9	16

Statistics	Nebraska	Florida State
First Downs	20	22
Rush Yards	183	47
Pass Yards	206	286
Total Yards	389	333

Miami, Fla., Jan. 1, 1994 - Nebraska came up just short against Florida State, losing 18-16 in the final seconds of the national title game. NU entered the game ranked first in the coaches poll, while FSU was No. 1 in the AP poll.

Nebraska had a punt return for a touchdown called back, but the Huskers still led 7-6 at the half on the strength of a Tommie Frazier 34-yard touchdown pass to Reggie Baul. In the third quarter, FSU scored on a one-yard TD run and followed with a 39-yard field goal for a 15-7 lead. NU answered when Lawrence Phillips scored from 12 yards out on the first play of the fourth quarter to make it 15-13.

Late in the fourth quarter, Frazier sprinted down to the FSU 4, setting up a Byron Bennett 27-yard field goal that put NU on top 16-15 with 1:16 remaining. FSU Heisman Trophy winner Charlie Ward then led the Seminoles downfield, and Scott Bentley kicked a 22-yard field goal with 21 seconds left to give FSU an 18-16 lead.

Frazier came right back and hit Trumane Bell for a 29-yard gain and the Huskers were able to call timeout with one second remaining to set up a game-winning 45-yard field goal attempt that sailed wide left.

1996 FIESTA BOWL NEBRASKA - 62 FLORIDA - 24



Score by Quarters	1	2	3	4	Final
Florida	10	0	8	6	24
Nebraska	6	29	14	13	62

Statistics	Nebraska	Florida
First Downs	27	15
Rush Yards	524	-28
Pass Yards	105	297
Total Yards	629	269

Tempe, Ariz., Jan. 2, 1996 - In one of the greatest performances in college football history, top-ranked Nebraska became only the second team ever to post perfect back-to-back national championship seasons with a 62-24 victory over No. 2 Florida. The 38-point margin was the second largest in a No. 1 vs. No. 2 showdown.

The Huskers trailed 10-6 at the end of the first period before striking for 29 unanswered points in the second quarter. Lawrence Phillips' 42-yard score gave NU a 13-10 advantage. Jamel Williams then sacked Danny Wuerffel for a safety and NU added an Ahman Green touchdown run on the ensuing possession. After Kris Brown's field goal made it 25-10, Michael Booker intercepted a Wuerffel pass and returned it 42 yards for a touchdown, giving the Huskers a 32-10 cushion. Brown's second field goal of the quarter extended the lead to 35-10 at halftime.

Tommie Frazier scored on a pair of long touchdowns in the second half - including a 75-yard TD run - to finish with 199 yards rushing. NU rushed for an NCAA bowl-record 524 yards in the performance and held Florida to minus-28 yards on the ground.

1998 ORANGE BOWL NEBRASKA - 42 TENNESSEE - 17



Score by Quarters	1	2	3	4	Final
Tennessee	0	3	6	8	17
Nebraska	7	7	21	7	42

Statistics	Nebraska	Tennessee
First Downs	30	16
Rush Yards	409	128
Pass Yards	125	187
Total Yards	534	315

Miami, Fla., Jan. 2, 1998 - Nebraska sent Tom Osborne out on top in his final game as head coach, as the Huskers defeated Tennessee, 42-17, giving Coach Osborne his third undefeated national championship season in four years.

In a showdown between two of the top offenses in the nation, the Husker defense would steal the spotlight early, forcing a pair of Vol turnovers that led directly to touchdowns. Ahman Green opened the scoring from one yard out, before Shevin Wiggins' 10-yard TD run.

Leading 14-3 at halftime, Nebraska exploded for 21 points in the third quarter. The Huskers used a strong ground game to take control in the decisive quarter. Frost opened the period with touchdown runs of one and 11 yards, before Green scored from 22 yards out. Frost then added a nine-yard TD run in the fourth quarter to put NU in front 42-10.

Green rushed for an Orange Bowl-record 206 yards and two touchdowns, including 159 yards in the third quarter alone. Overshadowed in the offensive effort was a defense that held UT quarterback Peyton Manning to a season-low 134 yards in the air and forced three turnovers.

NEBRASKA'S ALL-TIME BOWL GAMES

1998 HOLIDAY BOWL

ARIZONA - 23
NEBRASKA - 20



Score by Quarters	1	2	3	4	Final
Arizona	6	3	0	14	23
Nebraska	0	13	0	7	20

Statistics	Nebraska	Arizona
First Downs	12	16
Rush Yards	87	107
Pass Yards	193	158
Total Yards	280	265

San Diego, Calif., Dec. 30, 1998 - Kelvin Eafon's one-yard touchdown run with 6:08 remaining lifted fifth-ranked Arizona to a 23-20 victory over No. 14 Nebraska, ending the Huskers' four-game bowl winning streak.

In a wild fourth quarter that saw three lead changes, the Huskers rallied from a 16-13 deficit as Eric Crouch connected with Tracey Wistrom for a four-yard touchdown to give the Huskers a 20-16 lead with 10:55 remaining.

Arizona came right back on its next possession, driving 68 yards on nine plays, capped by Eafon's touchdown. NU had a final opportunity to regain the lead, driving to the UA 46-yard line before an Arizona interception.

NU erased a 9-0 deficit to lead 13-9 at the half thanks to two Arizona turnovers. Loran Kaiser's fumble recovery set up a 25-yard field goal by Kris Brown. On the Huskers' next possession, Crouch found wingback Shevin Wiggins for a 44-yard touchdown that gave the Huskers a 10-9 advantage. On the ensuing kickoff, Billy Legate forced a Wildcat fumble deep in UA territory, leading to Brown's second field goal of the half as time expired.

2000 FIESTA BOWL

NEBRASKA - 31
TENNESSEE - 21



Score by Quarters	1	2	3	4	Final
Tennessee	0	7	7	7	21
Nebraska	14	3	7	7	31

Statistics	Nebraska	Tennessee
First Downs	23	17
Rush Yards	321	44
Pass Yards	148	267
Total Yards	469	311

Tempe, Ariz., Jan. 2, 2000 - No. 3 Nebraska defeated No. 6 Tennessee, 31-21, to finish the season 12-1 and ranked No. 2 in the AP poll.

NU jumped out to a 14-0 first-quarter lead, scoring on a Dan Alexander seven-yard touchdown run and on a 60-yard punt return by Bobby Newcombe. A Josh Brown 31-yard field goal and a UT touchdown in the final seconds of the half gave the Huskers a 17-7 halftime advantage.

After the Vols closed to within 17-14 early in the third quarter, the Huskers responded by marching 96 yards in nine plays. Fullback Willie Miller set up the touchdown with a career-long 47-yard run. NU scored on the next play, as Eric Crouch connected with Aaron Golliday for a 13-yard touchdown pass to give the Huskers a 24-14 lead.

NU put the game out of reach with a 10-play, 99-yard drive, capped by Correll Buckhalter's two-yard touchdown run. Alexander rushed for 108 yards against the nation's seventh-best rush defense. In the final game for Defensive Coordinator Charlie McBride, the Blackshirts held the Vols to just 44 yards rushing and forced two interceptions.

2000 ALAMO BOWL

NEBRASKA - 66
NORTHWESTERN - 17



Score by Quarters	1	2	3	4	Final
Northwestern	3	14	0	0	17
Nebraska	7	31	21	7	66

Statistics	Nebraska	Northwestern
First Downs	28	14
Rush Yards	476	232
Pass Yards	160	151
Total Yards	636	383

San Antonio, Texas, Dec. 30, 2000 - Nebraska scored an NU and NCAA bowl record 66 points while dominating Big Ten co-champion Northwestern, 66-17.

Trailing 10-7 early in the second quarter, the Huskers exploded for an NCAA bowl-record tying 31-point second quarter. Overall, NU outscored Northwestern 59-7 after the Wildcats took their only lead of the game.

Eric Crouch opened NU's second-quarters scoring with a 50-yard touchdown run. NU then scored 24 straight before Northwestern's Damien Anderson ran for a 69-yard score. Bobby Newcombe's 58-yard touchdown reception gave NU a 38-17 halftime lead.

A 21-point third quarter, including Matt Davison's 69-yard touchdown reception for Newcombe, put NU ahead 59-17. Place-kicker Josh Brown tied the NCAA bowl record for extra-point kick attempts (9) and extra-point kicks made (9). Dan Alexander ran for an NU bowl-record 240 rushing yards. As a team, the Huskers had an Alamo Bowl-record 476 rushing yards.

2002 ROSE BOWL

MIAMI - 37
NEBRASKA - 14



Score by Quarters	1	2	3	4	Final
Miami	7	27	0	3	37
Nebraska	0	0	7	7	14

Statistics	Nebraska	Miami
First Downs	16	18
Rush Yards	197	110
Pass Yards	62	362
Total Yards	259	472

Pasadena, Calif., Jan. 3, 2002 - Playing in front of a sellout partisan Nebraska crowd, the Huskers fell to Miami 37-14 in the BCS national championship game.

Miami came out strong from the start and gained 472 yards of total offense, including 362 yards passing by quarterback Ken Dorsey. The victory capped Miami's perfect 12-0 campaign under first-year head coach Larry Coker. The 11-2 Huskers were held to a season-low 259 yards, including 197 on the ground.

The Hurricanes opened the scoring, capitalizing on a trio of first-half Husker turnovers. Miami converted the miscues into 14 points, helping the Hurricanes build a 34-point halftime lead.

Fullback Judd Davies got Nebraska on the board late in the third quarter with a 16-yard TD run to cut the lead to 34-7. The Huskers closed to within 20 points after DeJuan Groce returned a Miami punt 71 yards for a touchdown with more than 14 minutes remaining. Miami's Todd Sievers kicked a 37-yard field goal to account for the final 37-14 margin.

2002 INDEPENDENCE BOWL

MISSISSIPPI - 27
NEBRASKA - 23



Score by Quarters	1	2	3	4	Final
Mississippi	0	14	10	3	27
Nebraska	3	14	3	3	23

Statistics	Nebraska	Mississippi
First Downs	17	20
Rush Yards	266	52
Pass Yards	93	313
Total Yards	359	365

Shreveport, La., Dec. 27, 2002 - DeJuan Groce tied an NCAA record with his fourth punt return touchdown of the season, but the Huskers fell to Ole Miss, 27-23, in a loss that left NU with a 7-7 record, ending its streak of winning seasons at 40 straight. The loss also snapped the Huskers' 11-game bowl winning streak against teams from the Southeastern Conference.

Nebraska jumped to a 10-0 lead in the game's first 17 minutes, as Josh Brown connected on a 29-yard field goal before Jammal Lord found Matt Herian for a 41-yard second-quarter touchdown.

Eli Manning cut NU's lead to 10-7 with an 11-yard touchdown pass to Kerry Johnson before Groce's punt return put the Huskers up 17-7. Toward Sanford scored from one yard out to pull the Rebels within three at the half.

In the second half, Nebraska managed just 97 total yards and two field goals. The teams exchanged field goals before Sanford's second one-yard scoring run gave the Rebels a 24-20 edge. Ole Miss added another field goal with 4:38 remaining after NU had cut the lead to 24-23.

2003 ALAMO BOWL

NEBRASKA - 17
MICHIGAN STATE - 3



Score by Quarters	1	2	3	4	Final
Michigan State	3	0	0	0	3
Nebraska	3	14	0	0	17

Statistics	Nebraska	Michigan State
First Downs	20	13
Rush Yards	229	45
Pass Yards	160	156
Total Yards	389	174

San Antonio, Texas, Dec. 29, 2003 - Behind a stifling defense, No. 22 Nebraska picked up its 10th victory of the year with a 17-3 win over Michigan State.

Under Interim Head Coach Bo Pelini, the Blackshirts recorded five sacks and intercepted three passes to hold the Spartans to three points, equaling the lowest point total ever by a Husker bowl opponent.

NU held MSU without a touchdown and just 174 total yards, more than 200 yards below its season average. While the Blackshirts kept MSU in check, Cory Ross did the offensive damage, rushing for 138 yards and two touchdowns on a school-record 37 carries. Ross scored on TD runs of 2 and 6 yards, as NU built a 14-point halftime lead that would hold up after a scoreless second half.

The Husker defense forced its first turnover when Daniel Bullocks intercepted Jeff Smoker at the NU 36-yard line. The Huskers quickly took advantage, as Ross scored the first of two second-quarter touchdowns, giving the Huskers a 10-3 lead they would not relinquish.

NEBRASKA'S ALL-TIME BOWL GAMES

2005 ALAMO BOWL NEBRASKA - 32 MICHIGAN - 28



Score by Quarters	1	2	3	4	Final
Michigan	7	7	7	7	28
Nebraska	7	7	3	15	32

Statistics	Nebraska	Michigan
First Downs	16	23
Rush Yards	151	130
Pass Yards	167	270
Total Yards	318	400

San Antonio, Texas, Dec. 28, 2005 - Nebraska produced its greatest bowl comeback in school history, overcoming a 28-17 deficit with less than nine minutes left on its way to a thrilling 32-28 victory over No. 20 Michigan.

Nebraska jumped out to a 7-0 lead after a 52-yard touchdown pass from Zac Taylor to Terrence Nunn. Michigan answered with a pair of Chad Henne touchdown passes, before Taylor responded with another strike to Nate Swift to tie the game at the half.

Jordan Congdon kicked his school-record 19th field goal of the season to give NU a 17-14 lead midway through the third quarter, before Henne threw for a touchdown and ran for another score to put the Wolverines in front by 11.

Cory Ross, who earned MVP honors after rushing for 161 yards on 28 carries, led NU back with a 31-yard touchdown burst with 8:08 left. Taylor then hit Todd Peterson for the two-point conversion to trim Michigan's lead to 28-25. Following a Michigan fumble, Taylor hit Nunn with the game-winning 13-yard touchdown strike with 4:29 remaining.

The game's final play was a series of laterals that covered 62 yards and went all the way down to the NU 13.

2007 COTTON BOWL AUBURN - 17 NEBRASKA - 14



Score by Quarters	1	2	3	4	Final
Auburn	7	7	3	0	17
Nebraska	7	7	0	0	14


Statistics	Nebraska	Auburn
First Downs	17	12
Rush Yards	104	67
Pass Yards	126	111
Total Yards	230	178

Dallas, Texas, Jan. 1, 2007 - In a classic defensive struggle, No. 10 Auburn managed the only points of the second half on a 42-yard John Vaughn third-quarter field goal to defeat No. 22 Nebraska, 17-14. The Huskers fell to the Tigers despite surrendering just 178 total yards, as both Auburn touchdowns came in the first half on drives of less than 15 yards following NU turnovers.

Nebraska was in position to tie or win the game late in the fourth quarter after senior linebacker Stewart Bradley recovered an Auburn fumble at the Tiger 42 with 5:24 remaining. The Huskers drove to the Auburn 27 before facing a fourth-and-11 at the 30. NU elected to go for it, but Zac Taylor's pass fell incomplete. NU's field goal attempt would have been from 47 yards out and the longest Husker field goal of the 2006 season was just 40 yards.

Nebraska scored on its opening possession, going 80 yards in 15 plays capped by Nate Swift's 13-yard scoring reception. Brandon Jackson reeled off a 20-yard run to tie the game with nine minutes to play in the first half. Vaughn posted the winning points in the third quarter, handing NU its fourth loss to a top-10 team on the year.

2009 GATOR BOWL NEBRASKA - 26 CLEMSON - 21



Score by Quarters	1	2	3	4	Final
Clemson	0	14	7	0	21
Nebraska	0	3	20	3	26

Statistics	Nebraska	Clemson
First Downs	14	14
Rush Yards	125	4
Pass Yards	236	206
Total Yards	361	210

Jacksonville, Fla., Jan. 1, 2009 - Nebraska scored 16 unanswered points to rally from an 11-point halftime deficit and post a 26-21 win over Clemson.

All 21 Clemson points came off turnovers, as the Blackshirts held the Tigers to just 210 total yards, including only four yards rushing on 26 attempts. Clemson scored first when DeAndre McDaniel found the end zone on a 28-yard fumble recovery. NU answered with an Alex Henery field goal before an interception set Clemson up for a 25-yard touchdown pass with 19 seconds remaining in the first half.

On the first drive of the third quarter, Joe Ganz found Nate Swift for a 17-yard touchdown pass to close the gap to four. Following a fumbled punt, Clemson took over near midfield and completed a 41-yard touchdown pass to put the Tigers on top 21-10.

Ganz then found Todd Peterson for a 19-yard touchdown midway through the third quarter to open the run of 16 unanswered points. Henery secured the win by booting three field goals over the final 20 minutes.

Ganz, the game's MVP, completed 19-of-36 passes and threw for a Nebraska bowl-record 236 yards in the win.

2009 HOLIDAY BOWL NEBRASKA - 33 ARIZONA - 0



Score by Quarters	1	2	3	4	Final
Arizona	0	0	0	0	0
Nebraska	10	13	10	0	33

Statistics	Nebraska	Arizona
First Downs	19	6
Rush Yards	223	63
Pass Yards	173	46
Total Yards	396	109

San Diego, Calif., Dec. 30, 2009 - In one of Nebraska's most dominant bowl performances in history, the No. 20 Cornhuskers registered their first-ever bowl shutout with a 33-0 whitewashing of Arizona in the 2009 Pacific Life Holiday Bowl at Qualcomm Stadium. It was also the first bowl shutout in Big 12 Conference history.

NU notched its first 10-win season since 2003, while the 33-point victory marked its largest bowl-game margin since a 66-17 win over Northwestern in the 2000 Alamo Bowl.

Led by All-American defensive tackle Ndamukong Suh and Holiday Bowl Defensive MVP Matt O'Hanlon, the Blackshirts' performance was near perfection, surrendering just 109 total yards. The only serious Wildcat threat came on the final drive, when they produced 72 of their 109 yards.

An efficient and balanced offense led by Offensive MVP Niles Paul finished with 396 total yards, including 223 rushing yards and 173 passing yards. Paul had four receptions for 123 yards, including an NU bowl-record 74-yard touchdown catch. He finished the night with 237 all-purpose yards, while fellow junior Alex Henery went 4-for-4 on field goals.

2010 HOLIDAY BOWL WASHINGTON - 19 NEBRASKA - 7



Score by Quarters	1	2	3	4	Final
Nebraska	0	7	0	0	7
Washington	10	0	7	2	19

Statistics	Nebraska	Washington
First Downs	14	21
Rush Yards	91	268
Pass Yards	98	72
Total Yards	189	340

San Diego, Calif., Dec. 30, 2010 - Nebraska struggled to find its offensive rhythm against an inspired Washington defense in a 19-7 loss to the Huskies in the Bridgepoint Education Holiday Bowl at Qualcomm Stadium.

With the loss, the Huskers finished with a 10-4 mark for the second straight season.

NU managed just 91 rushing yards as a team, led by Rex Burkhead's 39 yards on 12 carries and Roy Helu's 34 yards on 11 carries. Helu closed his career as NU's No. 4 all-time leading rusher with 3,404 yards, including 1,245 in 2010.

Chris Polk led the way for the Huskies with 177 yards on 34 carries. The Huskies amassed 268 yards on the ground to overcome another struggle in the air for Jake Locker against the Blackshirt secondary. Locker finished just 5-of-16 passing for 56 yards.

Along with the strong running performance, the Huskies got help from the Huskers who committed 12 penalties for 102 yards, as well as turning the ball over twice on one fumble and one interception.

2012 CAPITAL ONE BOWL SOUTH CAROLINA - 30 NEBRASKA - 13



Score by Quarters	1	2	3	4	Final
Nebraska	13	0	0	0	13
South Carolina	9	7	0	14	30

Statistics	Nebraska	South Carolina
First Downs	17	16
Rush Yards	137	121
Pass Yards	116	230
Total Yards	253	351

Orlando, Fla., Jan. 1, 2012 - No. 20 Nebraska jumped to a 13-9 lead at the end of the first quarter, but No. 9 South Carolina scored the game's final 21 points in the Huskers' 30-13 loss in the Capital One Bowl at Florida Citrus Bowl Stadium.

Nebraska ended its 2011 season with a 9-4 overall record, its fourth consecutive nine-win season.

Nebraska scored first when Taylor Martinez hit Kenny Bell on a 30-yard touchdown strike just over three minutes into the game. Brett Maher's extra-point attempt was then blocked and scooped up by South Carolina's Stephon Gilmore, who raced the other way for a two-point return.

USC used that momentum to take the lead on a Connor Shaw touchdown run on the ensuing drive before NU answered with its second straight touchdown, an Ameer Abdullah 1-yard run to go ahead 13-9. The Huskers held that lead before Martinez threw an interception with 38 seconds left in the half. Alshon Jeffery then caught a 51-yard hail mary touchdown pass on the final play of the half.

Nebraska was unable to recover from the deflating end to the first half, as USC scored two fourth-quarter touchdowns while limiting NU to 64 yards in the second half.

NEBRASKA'S ALL-TIME BOWL GAMES

2013 CAPITAL ONE BOWL

GEORGIA - 45
NEBRASKA - 31



Score by Quarters	1	2	3	4	Final
Nebraska	14	10	7	0	31
Georgia	16	7	8	14	45

Statistics	Nebraska	Georgia
First Downs	26	23
Rush Yards	239	162
Pass Yards	204	427
Total Yards	443	589

Orlando, Fla., Jan. 1, 2013 - No. 16 Nebraska hung tough with No. 7 Georgia for three quarters, but a pair of Bulldog touchdown passes in the fourth quarter provided the margin in the Huskers' 45-31 loss in the Capital One Bowl.

Nebraska ended its 2012 campaign with a 10-4 overall record that included a 7-1 Big Ten mark and a Legends Division title. Georgia, the SEC runner-up, finished with a 12-2 overall mark.

Senior I-back Rex Burkhead led the Huskers with 140 yards and a touchdown on 25 carries, while adding four receptions for 39 yards and another score in his final game as a Husker.

Burkhead, who produced his 14th 100-yard rushing performance, closed his career with 3,329 yards at No. 5 on Nebraska's all-time rushing list. He also became the 10th player in NU history with 30 career rushing touchdowns. Burkhead's 357 rushing yards on 76 attempts in four bowl games are both Nebraska records.

Taylor Martinez added 46 yards on the ground to push his season rushing total past 1,000 yards. He finished with 1,019 rushing yards in 2012 as just the fourth Husker quarterback to produce a 1,000-yard campaign.

2015 FOSTER FARMS BOWL

NEBRASKA - 37
UCLA - 29



Score by Quarters	1	2	3	4	Final
UCLA	7	14	0	8	29
Nebraska	7	14	9	7	37

Statistics	UCLA	Nebraska
First Downs	17	31
Rush Yards	67	326
Pass Yards	319	174
Total Yards	386	500

Santa Clara, Calif., Dec. 26, 2015 - Nebraska rolled for a season-high 326 rushing yards and 500 yards of total offense to ground UCLA's high-powered passing attack and claim a 37-29 win over the Bruins in the Foster Farms Bowl on Saturday night.

Nebraska stuck with a smash-mouth game plan all night, scoring 30 unanswered points after falling behind 21-7 in the second quarter at Levi's Stadium. Quarterback Tommy Armstrong Jr. accounted for 250 yards of total offense, including 76 rushing yards on 10 carries with one touchdown. He was also efficient through the air, completing 12-of-19 passes for 174 yards and another score to earn offensive MVP honors in the game.

The Big Red notched its sixth win of the season to finish 6-7 with wins in three of their last four games, beginning with handing Michigan State its only loss of the season. Six of Nebraska's losses were by one possession and the first five were by a total of just 13 points. UCLA ended its season 8-5.

2014 GATOR BOWL

NEBRASKA - 24
GEORGIA - 19



Score by Quarters	1	2	3	4	Final
Nebraska	0	10	14	0	24
Georgia	0	9	3	7	19

Statistics	Nebraska	Georgia
First Downs	14	22
Rush Yards	144	96
Pass Yards	163	320
Total Yards	307	416

Jacksonville, Fla., Jan. 1, 2014 - Heroic efforts by Blackshirt defenders and the longest play from scrimmage in Nebraska football history sent a determined bunch of Husker seniors out with a dramatic 24-19 victory over No. 22 Georgia in the TaxSlayer.com Gator Bowl at EverBank Field on New Year's Day.

Nebraska, which secured its sixth consecutive nine-win season under Coach Bo Pelini, finished the 2013 campaign with a 9-4 record. Georgia closed its season at 8-5.

Senior wide receiver Quincy Enunwa capped one of the top receiving careers in school history with a career-high 129 yards on four receptions to earn TaxSlayer.com Gator Bowl MVP honors.

Enunwa hauled in a pair of touchdown passes on the day, including a decisive 99-yard catch from sophomore quarterback Tommy Armstrong Jr. on 3rd-and-14 midway through the third quarter.

The game-winning pass play was the longest play from scrimmage in Nebraska football and Gator Bowl history. The play was set up after Armstrong fumbled a shotgun snap on second down and managed to recover it just inches outside the NU end zone to save the Big Red from a safety that would have trimmed the Husker lead to 17-14.

2016 MUSIC CITY BOWL

TENNESSEE - 38
NEBRASKA 24



Score by Quarters	1	2	3	4	Final
Nebraska	0	7	7	10	24
Tennessee	0	21	3	14	38

Statistics	Nebraska	Tennessee
First Downs	18	25
Rush Yards	61	230
Pass Yards	257	291
Total Yards	318	521

Nashville, Tenn., Dec. 30, 2016 - Nebraska fell behind 14-0 midway through the first half and was not able to recover in a 38-24 loss to Tennessee in the Franklin American Mortgage Music City Bowl at Nissan Stadium.

Tennessee quarterback Josh Dobbs completed 23-of-38 passes for 291 yards and a touchdown, while adding 11 carries for 118 yards and a Music City Bowl-record three rushing touchdowns. Dobbs finished with 409 total yards and four scores to pace the Vols. Nebraska's Ryker Fyfe, who drew the start in place of injured four-year starting quarterback Tommy Armstrong Jr. for the Huskers, answered with 243 yards on 17-of-36 passing. Fyfe threw a pair of touchdown passes to senior receiver Brandon Reilly, who finished with four catches for 98 yards.

Nebraska got a strong effort from running back Devine Ozigbo, who finished with seven carries for 66 yards, but managed just 61 rushing yards as a team on 28 carries. The Huskers produced just 318 yards of total offense, while Tennessee piled up 521 total yards, including 230 rushing yards.

2014 HOLIDAY BOWL

USC - 45
NEBRASKA - 42



Score by Quarters	1	2	3	4	Final
Nebraska	17	0	17	8	42
USC	10	14	21	0	45

Statistics	Nebraska	USC
First Downs	28	22
Rush Yards	144	194
Pass Yards	381	321
Total Yards	525	515

San Diego, Calif., Dec. 27, 2014 - In a high-scoring shootout between two of college football's most storied programs, Tommy Armstrong Jr. racked up 422 yards of total offense, but Nebraska came up short on its final two drives of the fourth quarter in a 45-42 loss to No. 24 USC in the National University Holiday Bowl on Saturday night at Qualcomm Stadium.

Both teams finished their seasons with 9-4 records, while teaming up for 1,040 yards of total offense in the game. Nebraska finished with 525 total yards, including 379 passing and 146 rushing, while the Trojans managed 515 yards, including 321 through the air and 194 on the ground.

Armstrong, Nebraska's sophomore quarterback completed a career-high 32-of-51 passes for a career-best 381 yards and three touchdowns setting NU bowl records for yardage, completions and attempts, but his Hail Mary attempt on the game's final play was batted to the ground to seal the USC victory. Armstrong added 41 rushing yards on 12 carries, including a 15-yard touchdown run on fourth down midway through the fourth quarter. He followed up his scoring run with a two-point conversion pass to Kenny Bell to cut the USC lead to 45-42 after the Huskers trailed 45-27 late in the third quarter.



NEBRASKA'S BOWL GAME HISTORY

APPEARANCES BY SEASON

YEAR	BOWL	OPP. (RANK)	RESULT
1941	Rose	Stanford (7/2)	L, 13-21
1955	Orange	Duke (-/14)	L, 7-34
1962	Gotham	Miami (-/-)	W, 36-34
1964	Orange	Auburn (6/5)	W, 13-7
1965	Cotton	Arkansas (6/2)	L, 7-10#
1966	Orange	Alabama (3/4)	L, 28-39#
1967	Sugar	Alabama (6/3)	L, 7-34
1969	Sun	Georgia (14/-)	W, 45-6
1971	Orange	Louisiana State (3/5)	W, 17-12#
1972	Orange	Alabama (1/2)	W, 38-6#
1973	Orange	Notre Dame (9/12)	W, 40-6
1974	Cotton	Texas (12/8)	W, 19-3
1974	Sugar	Florida (8/18)	W, 13-10
1975	Fiesta	Arizona State (6/7)	L, 14-17
1976	Astro-BB	Texas Tech (13/9)	W, 27-24
1977	Liberty	North Carolina (12/14)	W, 21-17
1979	Orange	Oklahoma (6/4)	L, 24-31
1980	Cotton	Houston (7/8)	L, 14-17
1980	Sun	Mississippi State (8/17)	W, 31-17
1982	Orange	Clemson (4/1)	L, 15-22#
1983	Orange	Louisiana State (3/13)	W, 21-20
1984	Orange	Miami (1/5)	L, 30-31#
1985	Sugar	Louisiana State (4/12)	W, 28-10
1986	Fiesta	Michigan (7/5)	L, 23-27
1987	Sugar	Louisiana State (6/5)	W, 30-15
1988	Fiesta	Florida State (5/3)	L, 28-31
1989	Orange	Miami (6/2)	L, 3-23
1990	Fiesta	Florida State (6/5)	L, 17-41
1991	Citrus (Capital One)	Georgia Tech (19/2)	L, 21-45#
1992	Orange	Miami (11/1)	L, 0-22#
1993	Orange	Florida State (11/3)	L, 14-27
1994	Orange	Florida State (2/1)	L, 16-18#
1995	Orange	Miami (1/3)	W, 24-17#
1996	Fiesta	Florida (1/2)	W, 62-24#
1996	Orange	Virginia Tech (6/10)	W, 41-21
1998	Orange	Tennessee (2/3)	W, 42-17#
1998	Holiday	Arizona (14/5)	L, 20-23
2000	Fiesta	Tennessee (3/6)	W, 31-21
2000	Alamo	Northwestern (9/18)	W, 66-17
2002	Rose	Miami (4/1)	L, 14-37#
2002	Independence	Ole Miss (-/-)	L, 23-27
2003	Alamo	Michigan State (22/-)	W, 17-3
2005	Alamo	Michigan (-/20)	W, 32-28
2007	Cotton	Auburn (22/10)	L, 14-17
2009	Gator	Clemson (-/-)	W, 26-21
2009	Holiday	Arizona (20/22)	W, 33-0
2010	Holiday	Washington (18/-)	L, 7-19
2012	Capital One	South Carolina (20/9)	L, 13-30
2013	Capital One	Georgia (16/7)	L, 31-45
2014	Gator	Georgia (-/22)	W, 24-19
2014	Holiday	USC (25/24)	L, 42-45
2015	Foster Farms	UCLA (-/-)	W, 37-29
2016	Music City	Tennessee (24/-)	L, 24-38

National Championship Game for at least one of the two teams
Bold denotes NU conference champion teams.

APPEARANCES BY BOWL GAME

YEAR	BOWL	OPP. (RANK)	RESULT
1941	Rose	Stanford (7/2)	L, 13-21
2002	Rose	Miami (4/1)	L, 14-37#
1955	Orange	Duke (-/14)	L, 7-34
1964	Orange	Auburn (6/5)	W, 13-7
1966	Orange	Alabama (3/4)	L, 28-39#
1971	Orange	Louisiana State (3/5)	W, 17-12#
1972	Orange	Alabama (1/2)	W, 38-6#
1973	Orange	Notre Dame (9/12)	W, 40-6
1979	Orange	Oklahoma (6/4)	L, 24-31
1982	Orange	Clemson (4/1)	L, 15-22#
1983	Orange	Louisiana State (3/13)	W, 21-20
1984	Orange	Miami (1/5)	L, 30-31#
1989	Orange	Miami (6/2)	L, 3-23
1992	Orange	Miami (11/1)	L, 0-22#
1993	Orange	Florida State (11/3)	L, 14-27
1994	Orange	Florida State (2/1)	L, 16-18#
1995	Orange	Miami (1/3)	W, 24-17#
1996	Orange	Virginia Tech (6/10)	W, 41-21
1998	Orange	Tennessee (2/3)	W, 42-17#
1962	Gotham	Miami (-/-)	W, 36-34
1965	Cotton	Arkansas (6/2)	L, 7-10#
1974	Cotton	Texas (12/8)	W, 19-3
1980	Cotton	Houston (7/8)	L, 14-17
2007	Cotton	Auburn (22/10)	L, 14-17
1967	Sugar	Alabama (6/3)	L, 7-34
1974	Sugar	Florida (8/18)	W, 13-10
1985	Sugar	Louisiana State (4/12)	W, 28-10
1987	Sugar	Louisiana State (6/5)	W, 30-15
1969	Sun	Georgia (14/-)	W, 45-6
1980	Sun	Mississippi State (8/17)	W, 31-17
1975	Fiesta	Arizona State (6/7)	L, 14-17
1986	Fiesta	Michigan (7/5)	L, 23-27
1988	Fiesta	Florida State (5/3)	L, 28-31
1990	Fiesta	Florida State (6/5)	L, 17-41
1996	Fiesta	Florida (1/2)	W, 62-24#
2000	Fiesta	Tennessee (3/6)	W, 31-21
1976	Astro-BB	Texas Tech (13/9)	W, 27-24
1977	Liberty	North Carolina (12/14)	W, 21-17
1991	Citrus (Capital One)	Georgia Tech (19/2)	L, 21-45#
2012	Capital One	South Carolina (20/9)	L, 13-30
2013	Capital One	Georgia (16/7)	L, 31-45
2000	Alamo	Northwestern (9/18)	W, 66-17
2003	Alamo	Michigan State (22/-)	W, 17-3
2005	Alamo	Michigan (-/20)	W, 32-28
1998	Holiday	Arizona (14/5)	L, 20-23
2009	Holiday	Arizona (22/20)	W, 33-0
2010	Holiday	Washington (18/-)	L, 7-19
2014	Holiday	USC (25/24)	L, 42-45
2002	Independence	Ole Miss (-/-)	L, 23-27
2009	Gator	Clemson (-/-)	W, 26-21
2014	Gator	Georgia (-/22)	W, 24-19
2015	Foster Farms	UCLA (-/-)	W, 37-29
2016	Music City	Tennessee (24/-)	L, 24-38

National Championship Game for at least one of the two teams
Bold denotes NU conference champion teams.

NEBRASKA'S BOWL SUPERLATIVES

RECORD BY BOWL GAME

Orange Bowl	8-9
Fiesta Bowl	2-4
Sugar Bowl	3-1
Cotton Bowl	1-3
Alamo Bowl	3-0
Capital One/Citrus Bowl	0-3
Sun Bowl	2-0
Gator Bowl	2-0
Rose Bowl	0-2
Holiday Bowl	1-3
Liberty Bowl	1-0
Astro-Bluebonnet Bowl	1-0
Gotham Bowl	1-0
Foster Farms Bowl	1-0
Independence Bowl	0-1
Music City	0-1

BOWL RECORD VS. CONFERENCES*

vs. SEC	14-9
vs. ACC	5-12
vs. Big Ten	4-3
vs. Big 12	2-3
vs. Notre Dame	

*based on current conference affiliation

BOWL RECORD WHEN....

Out-rushing opponent	23-14
Out-passing opponent	12-7
Out-gaining opponent	22-7
Getting out-rushed	3-12
Getting out-passed	14-19
Getting out-gained	4-19
Leading at the half	15-7
Trailing at the half	8-17
Tied at the half	3-2
Scoring first	15-9
Scoring less than 20 points	5-15
Scoring 20 or more points	21-11
Game is decided by five points or less	9-11
Game is decided by 10 points or less	13-13
Game decided by more than 14 points	14-9
Playing a top-5 team	7-17
Playing a top-10 team	11-22
Playing a top-25 team	21-23

NEBRASKA BOWL STREAKS

Consecutive wins	6
Consecutive losses	7
Consecutive appearances	35
Consecutive January bowl appearances	17

NCAA RANKINGS

All-Time Bowl Appearances*

Rk.	Team	Streak
1.	Alabama	72
2.	Georgia	60
	Texas	60
4.	Oklahoma	57
	Tennessee	57
6.	USC	56
7.	LSU	55
	Ohio State	55
9.	Nebraska	54

*Includes only one postseason game per year

All-Time Consecutive Bowl Appearances

Rk.	Team	Streak
1.	Nebraska (1969-2003)	35
2.	Michigan (1975-2007)	33
3.	Virginia Tech (1993-2019)	27
	Georgia (1997-present)	27
4.	Alabama (1959-83)	25
5.	Florida State (1982-2005)	26

NEBRASKA BOWL GAMES BY PROGRAM COVER

